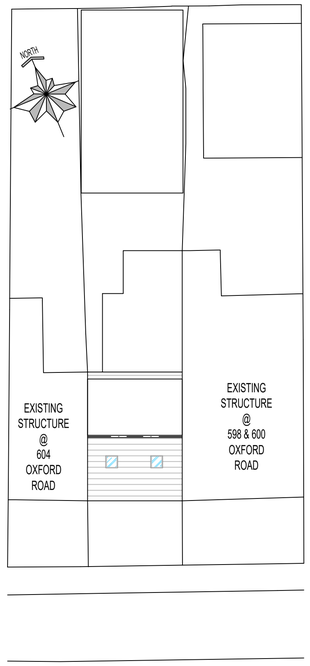

EXISTING SITE PLAN

SCALE 1:200@A1

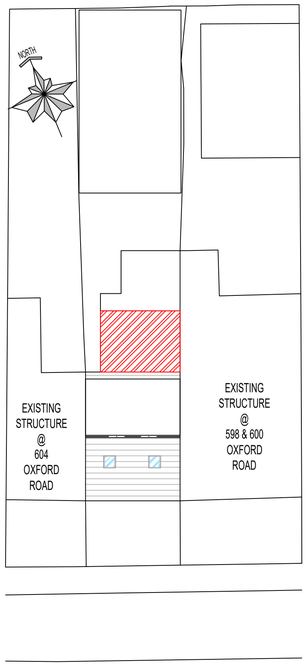

PROPOSED SITE PLAN

SCALE 1:200@A1

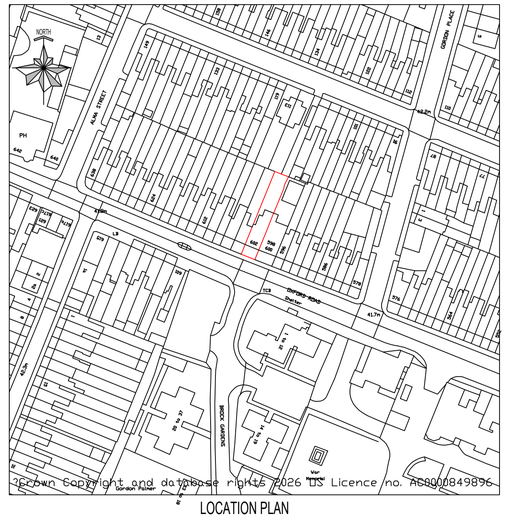

LOCATION PLAN

SCALE 1:1250@A1

9M 8M 7M 6M 5M 4M 3M 2M 1M 0

SCALE 1:100

SCALE 1:200

SCALE 1:500

SCALE 1:1250

NOTES:

1: THIS DRAWING IS NOT APPROVED FOR CONSTRUCTION.
2. PRIOR TO COMMENCEMENT OF WORK, DRAWINGS TO BE SIGNED OFF BY BUILDING CONTROL INSPECTOR.
2. PARTY WALL (ETC) ACT 1997 TO BE AGREED WITH ADJOINING NEIGHBORS PRIOR TO CONSTRUCTION.
3. ALL MEASUREMENTS TO BE CHECKED ON SITE & NOT BE SCALED FROM THIS DRAWING.
4. ALL WORKS TO MEET LOCAL AUTHORITY'S SET STANDRDS.

Comments

The General contractor is responsible for the verification of all dimensions on site and shall inform the contract administrator of any discrepancies.

Do not scale from this drawing. Use figure dimension only.

All furniture shown in drawings is for illustration purposes only.

Existing foundations, lintels and wall to be exposed if required by Building Control for assessment and upgrading if found inadequate.

Staircases:
Actual size of riser & tread for the proposed staircase, to be confirmed on site prior to istallation by staircase specialist to avoid any issues with headroom/pitch.

WALL LEGEND:

- EXISTING WALLS TO BE RETAINED
- EXISTING WALLS TO BE DEMOLISHED
- PROPOSED WALLS
- STAIRS / LEVEL DIFFERENCE

PRELIMINARY DESIGN

PLEASE PRINT, SIGN AND DATE TO APPROVE DRAWINGS FOR CLIENT/S.

SIGNATURE.....
PRINT NAME .....
DATE .. ..

REVISIONS:

DATE	DESCRIPTION

PROJECT DESCRIPTION:

PROPOSAL FOR PART FIRST FLOOR REAR EXTENSION

PROJECT DETAILS:

K CHOPRA

602-A OXFORD ROAD
READING
RG30 1EG

DRAWING NO.: 602AOR-FF/30102026/REV-A-2

DATE: 30 OCTOBER 2026

SCALE: 1:200 & 1:1250 @A1

DRAWN BY: SC CHECKED BY: