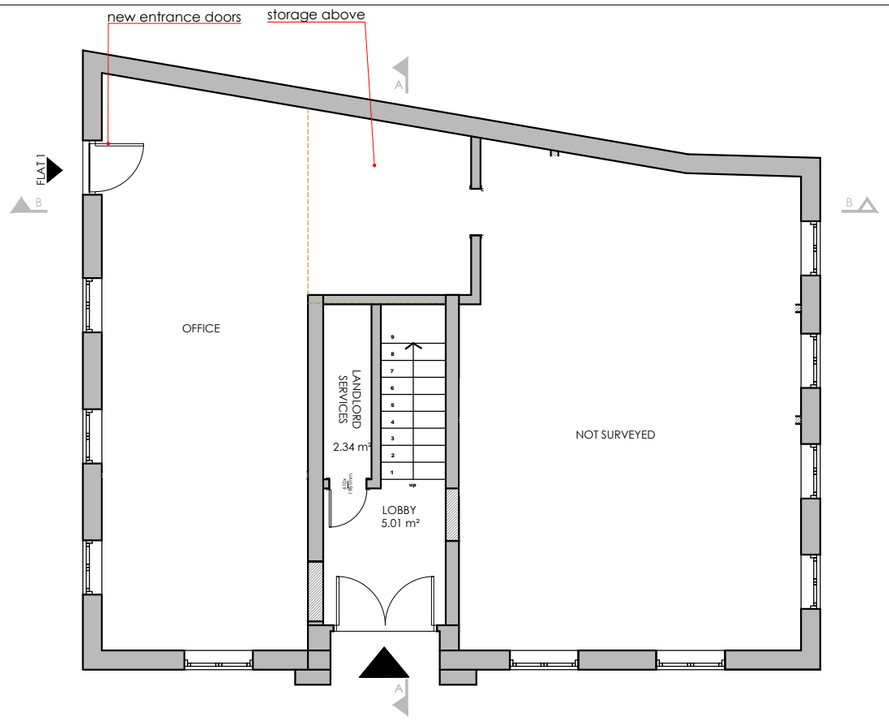

13 A-(13)-011 PROPOSED GROUND FLOOR PLAN
1:50@ A1,1:100 @ A3

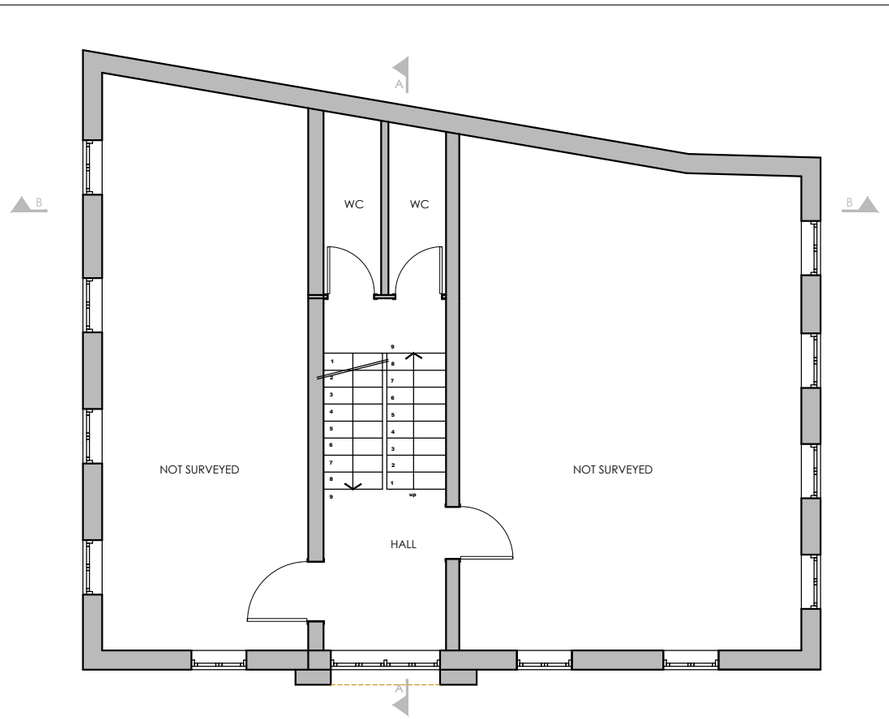

14 A-(13)-011 PROPOSED SECOND FLOOR PLAN - AS EXISTING
1:50@ A1,1:100 @ A3

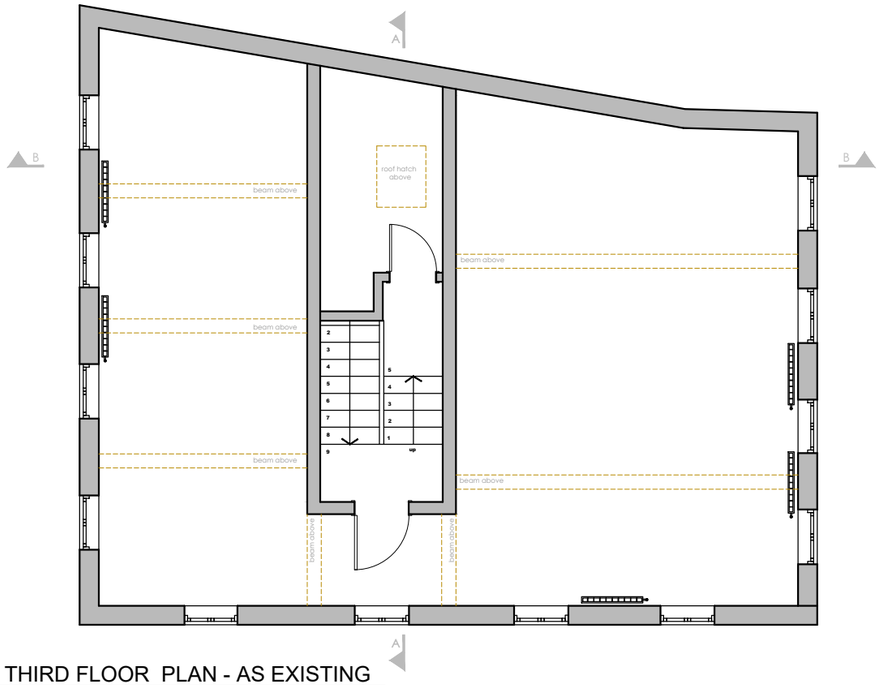

15 A-(13)-011 PROPOSED THIRD FLOOR PLAN - AS EXISTING
1:50@ A1,1:100 @ A3

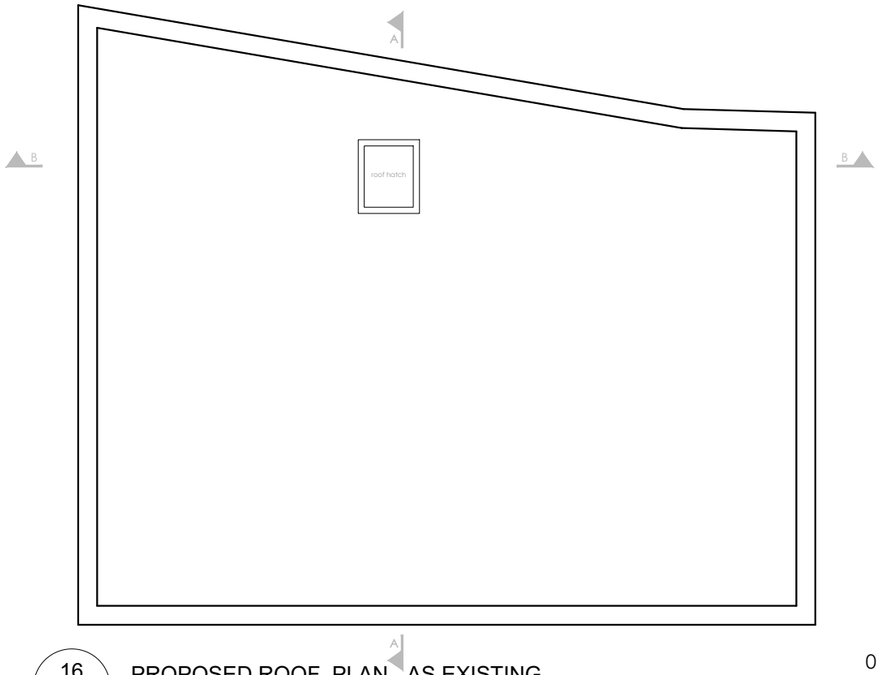

16 A-(13)-011 PROPOSED ROOF PLAN - AS EXISTING
1:50@ A1,1:100 @ A3

0 1 2 3
SCALE BAR (METRES)

PROJECT NAME: 1328
CLIENT/PROJECT: 87 SOUTHAMPTON ST, READING

NOTES :

All dimensions in millimetres.

All dimensions and levels are to be checked on site by the main contractor prior to commencing excavation works. Any discrepancy is to be reported back to the designer for instruction.

This drawing is the property of VORBILD ARCHITECTURE LIMITED and may not be reproduced or disclosed to a third party in any form without written permission

ARCHITECTURE:
VORBILD ARCHITECTURE
www.vorbild.co.uk info@vorbild.co.uk

CONSTRUCTION:
INSTALLATIONS:
INSTALLATIONS:

SHEET TITLE: PROPOSED PLANS

DRAWING STATUS: FOR PLANNING
DRAWN BY: TP SIGNATURE:
APPROVED: MS SIGNATURE:

JOB NUMER: 1328
DRAWING No: A-(13)-011
SCALE: 1:100 DATE: 30.09.2026 Rev. No.: