LANDSCAPE SPECIFICATION & MANAGEMENT PLAN

GROVESIDE SCHOOL 40 CHRISTCHURCH ROAD

Educational Development

L6615

June 2026

Prepared on Behalf of Acorn Education and Care Ltd

Bright Plan Ltd – Transport Planning | Civil Engineering | Landscape Design
65 Chichester Enterprise Centre, Terminus Road, Chichester PO19 8FY
T: 0333 3583270
Bright Plan is a trading name of Bright Plan Ltd | Registered in England No: 11634304 | VAT Registration No. 327 4260 13
www.bpcivils.co.uk

DOCUMENT CONTROL

Project: GROVESIDE SCHOOL
Educational Development

Document: Landscape Specification & Management Plan

Client: Acorn Education and Care Ltd

Reference: L6615

DOCUMENT CHECKING:

Author: JLB _____ **Date:** 29/06/2026

Checked by: OSO _____ **Date:** 29/06/2026

Approved by: ALB _____ **Date:** 29/06/2026

STATUS:

Issue	Date	Status	Issued by
01	22.11.23	Draft	JLB
02	05.02.24	Final	JLB
03	14.02.24	Final	JLB
04	20.02.24	Final	JLB
05	20.02.26	Final	JLB
06	07.05.26	Final	JLB
07	03.06.26	Final	JLB
08	29.06.26	Final	JLB

© Copyright Bright Plan Limited 2026
No part of this publication may be reproduced by any means without the prior permission of Bright Plan Limited.

CONTENTS

1	**INTRODUCTION**	**5**
2	**OVERVIEW**	**6**
3	**PREPARATION**	**8**
4	**PLANTING SPECIFICATION**	**10**
4.2	Trees	10
4.3	Shrubs and Perennials	11
4.4	Turfing	12
4.5	Bulbs	12
5	**MAINTENANCE GUIDELINES**	**13**
5.2	Watering	13
5.3	Weeding	13
5.4	Pruning, Mowing and Cutting	14
6	**GENERAL**	**15**

DRAWINGS

2023-L6615-002	Landscape Plan – Site Overview
2023-L6615-003	Soft Landscape Plan – Sheet 1 of 3
2023-L6615-004	Soft Landscape Plan – Sheet 2 of 3
2023-L6615-005	Soft Landscape Plan – Sheet 3 of 3

APPENDICES

Appendix A	Planting Schedule

1 INTRODUCTION

1.1.1 Groveside School is on the site of a former school at 40 Christchurch Road, in Reading. The area is described as urban, having a mix of residential and commercial properties. There is a typical mix of homes with local convenience stores, a bakery, pharmacies, restaurants, cafes and a public house in the neighbourhood.

1.1.2 The development will retain and upgrade the existing large Edwardian property to the front of the site and reclad and upgrade the single storey classroom blocks to the East and West, which will be accessible by stairs and ramps. New parking facilities will be built to the east of the site and a new fence will be installed around the MUGA enclosure. A new Pastoral Care Pod will be sited to the south of the parking area and there will also be a new playground and yurt learning area provided to the southeast of the MUGA. Accompanying new landscaping to the site will further enhance the development. All the works will provide a much needed new specialist school in the area.

2 OVERVIEW

2.1.1 The landscaping proposal for Groveside School has been carefully considered to suit the scheme's design and location. This planting scheme aims to compliment the development's architectural objectives, uses and is cognisant of the importance of retaining and enhancing existing site biodiversity. Tree, shrub and perennial planting emphasise native, low maintenance and drought tolerant species. All to ensure that provision of amenity and biodiversity enhancements is met and is compliant with local Core Strategy and the relevant sections of the NPPF.

2.1.2 The planting to the parking area to the North Entrance to the school has been selected to provide year-round visual interest, be of wildlife benefit and to provide a sense of place upon arrival. Two new Cherry trees, two crab apples and a line of red dogwoods, amongst other native shrub, perennial and bulb planting in this area will give a sense of identity from Christchurch Road.

2.1.3 Planting within the site, in planter areas between the classroom blocks, is a mix of small to medium native and ornamental trees, shrubs, perennials and grasses. Trees like Rowan, hazel and a field maple will be of benefit to pollinators, including bees, moths and butterflies. The seeds of the rowan are enjoyed by birds as are the fruits of the crab apple. New trees will provide nesting sites for birds while smaller mammals will have both food sources and opportunities for hibernation sites.

2.1.4 Evergreen shrubs such as Viburnum and Daphne Odora will provide greenery throughout the year. Flowering perennials and grasses will attract both pollinators and birds to the site as well as providing a sense of place and giving year-round visual delight and enjoyment to the users of the school. A small area of herbs has been provided in the area closest to the domestic science classroom for use in cookery when needed.

2.1.5 The turfed area to the east of the site will be low maintenance, drought and shade tolerant. Turfed area to the southwest of the site will be wildflower turf and native enriched.
Refer to Drawings 2023-L6615-002 and 005

2.1.6 Raised beds have been provided to the south of the site, a Pastoral Pod to the east and a Yurt learning area to the southeast will all encourage outdoor learning for the students.

2.1.7 Prior to installation of Pastoral Pod and Yurt area, discussion with LPA should take place in order to ensure compatibility with RPA's of trees

2.1.8 To the south of the site, beyond the play area, the existing yew hedge is to be retained as this is mature and will already be of wildlife benefit and screen the site. It is acknowledged that any new fencing required will take account of small mammal movement/ hedgehog highways through the site. For this reason, any new close-boarded timber fencing shall be fitted with hedgehog friendly gravel boards or slightly raised above the ground as suggested in the Planning Condition.

2.1.9 The planting proposal for Groveside School has been carefully considered to encourage wildlife within the site, providing new habitats and food sources for pollinators, birds and small mammals. At the same time the planting aims to give year-round interest, be low-maintenance and drought tolerant whilst providing visual delight and enjoyment for the users of the School. Landscape proposals aim to give a sense of place, of identity, community and enjoyment to the School fraternity.

2.1.10 Details and number of new bird and bat roosts within the built environment shall be provided by others.

2.1.11 External lighting shall be minimal and wildlife friendly. Details shall also be provided by others.

3 PREPARATION

3.1.1 Note: Generally for all areas. See separate area headings below for specific details.

3.1.2 Areas of new landscaping to boundaries must protect existing structures and retain and protect existing plants/ trees.

3.1.3 In areas of new landscaping, existing ground cover, understory vegetation, leaf litter and other waste shall be removed using hand-held tools only. Care should be taken that tools do not cause damage to existing tree RPAs, stems or branches.

3.1.4 Ideally topsoil from the site shall be reused if possible and imported topsoil where required, should match as closely as possible to that on site and as required for plant type. Topsoil shall be lightly consolidated in layers not exceeding 150mm. Works shall not be undertaken in periods of wet weather.

3.1.5 Topsoil shall be laid to the following minimum depths:

i. 150mm below new grass areas. 400mm below new shrub areas.

3.1.6 Finished levels after settlement shall be as follows:

i. 25mm above adjacent paving, new grassed areas and non-mulched shrub beds
75mm below paving and grass areas for mulched planting.
Soil amounts for tree planting to follow requirements as shown on plants schedule.

3.1.7 All pernicious and invasive weeds, including roots shall be cleared from landscaping areas before planting commences. Clearance shall be restricted to hand weeding, forking out the roots or treatment with permitted glyphosate product, following supplier's guidelines and carried out with the instructions of the supervising officer.

3.1.8 All soil to landscaping areas to be cleared of any waste and free from stones. Soft landscaping works shall be carried out in the first planting and seeding season following approval of the details.

3.1.9 Compost and fertilisers to be incorporated following manufacturer's instructions into the top 200mm of each square meter of topsoil for all ornamental shrub beds and tree pits.

3.1.10 Conditions for planting: Planting shall be carried out between November and March when soil is frost free. No planting shall be undertaken when the soil is waterlogged.

4 PLANTING SPECIFICATION

4.1.1 Planting materials used shall be environmentally friendly, using peat free composts and soil conditioners from approved, managed sources. No Herbicides or Pesticides shall be used without prior approval by the Supervising officer.

4.1.2 All plant stock, plant handling, planting and maintenance to be undertaken in accordance with the following British Standard Specifications and Code of Practice.

i. BS 3936 1992 Part 1 Nursery Stock- Specification for trees and shrubs

ii. BS3936 1990 Part 10 Nursery Stock Specification for ground cover plants

iii. BS3936 1998 Part 9 Nursery Stock Specification for bulbs, corms and tubers.

iv. BS4428 1989 Code of Practice for General Landscaping Operations (excluding hard surfaces)

v. BS7370-4 1993 Ground Maintenance Recommendations for Maintenance of Soft Landscaping.

4.1.3 All trees, shrubs, plants and bulbs must be quality checked upon delivery to site and rejected if sub-standard. Quality to be further checked before planting and again rejected if necessary.

4.1.4 Planting / soft landscaping work shall be carried out in the first planting season, following the approval of the details.

4.1.5 All work stages pertaining to unloading and temporary storage, soil considerations,

4.1.6 Planting and post-planting management and maintenance of all plants to be undertaken following relevant British Standards and under instruction from a Supervising Officer.

4.2 Trees

4.2.1 To be U.K. grown and sourced in line with current bio-security Guidelines. Trees be planted in approximate positions and to size as shown on **Drawings 2023-L6615-003, 004 and 005**

4.2.2 All trees shall comply with the Horticultural Trades Association National Plant Specification. Follow guidelines as set out in BS8545:2014 + A1 2026 "Trees from nursery to independence in the Landscape – Code of Practice".

4.2.3 All works involved with trees to include the following British Standards:

i. BS3998 2010 Tree Work Recommendations.

ii. BS5837 2012 Trees in Relation to design, demolition and construction.

4.2.4 An inoculant of mycorrhizal fungi shall be added to each tree pit at the time of planting, over and in contact with roots at manufacturer's recommended rates. Tree pits shall be of a size to accommodate root spread and backfilled with tree mulching compound.

4.2.5 Generally, tree pits to be square and at least 300mm wider and 75mm deeper than the tree root system when fully spread, or pit size as recommended by tree supplier. Soil to pit sides to be loosened if compacted. Trees to be planted at correct depth at root flare. Re-use existing topsoil and sub soil where possible. Pit to have a layer of horticultural sand to base at depth of 50 mm. Planting to suppliers' instructions. All to establish a healthy root system. Additional soil required to follow advise in plant schedule.

4.2.6 All areas of tree planting to use appropriate root management system and pavement support system installation and products as advised and recommended by GreenBlue Urban or similar. Refer to **Drawings 2023-L6615-003 and 004** for suggested detail.

4.2.7 Tree planting compost/ fertiliser may be required in addition to existing top and subsoils for backfilling tree pits and should be applied/ mixed at the manufacturer's recommended rate.

4.2.8 Trees to be planted at correct depth for root flange. Generally young trees to be anchored with timber tree stakes, to prevent wind-rock and movement of roots, to provide support and encourage healthy establishment of tree. A single, timber tree stake is generally suitable, follow tree suppliers' advice. Stakes to be inserted at least 40cm into ground, tree ties and stakes to be checked regularly, especially after bad weather, to ensure tree is well anchored, intact and shows no sign of abrasion. Stakes to generally remain in place for a few years until plant is fully established. Follow supervising officer's advice. Where circumstances dictate, it may be necessary to secure trees with appropriate ground anchor method using Platipus or similar.

4.2.9 Trees in the parking area, Generally, a 70 to 100 cm diameter circle around the plant shall be kept clear of weeds for a minimum of three years. This may be mulched over but keep woody stems/ roots free of mulch to prevent damage to bark and roots.

4.2.10 Anticipate water loss and irrigate to prevent damage. Prior to planting tree roots to be thoroughly watered and again watered in upon planting with at least 50 litres of water on same day and thereafter irrigated/watered as per the supplier's recommendations and following BS8545:2014.

4.3 Shrubs and Perennials

4.3.1 Plants shall be planted at sizes and numbers specified on **Drawings 2023-L6615-003 and 004 and in plan schedule.**

4.3.2 These shall be maintained and given pruning as indicated below and all to follow appropriate British Standards.

i. All shrubs shall comply with the Horticultural Trades Association National Plant Specification and should comply with guidelines as set out in BS3936:1992. Perennials to follow guidelines as set out in BS3936:1990. All plants should be U.K. grown and sourced in line with all current bio-security guidelines.

ii. Plants to be watered thoroughly before planting and then watered in as soon as planted by soaking to saturation.

iii. In the first year all plants should be regularly watered in dry spells to get them established.

iv. At all times follow supplier's planting and watering instructions.

v. Wood chip mulch shall be applied to shrub areas to a depth of 75mm.

vi. All Shrubs and perennials shall be planted and maintained in compliance with BS4428:1989.

4.4 Turfing

4.4.1 All Turf shall be U.K. sourced and comply with the Turf Growers Association, TGA standards in addition to BS3969:1998.

4.4.2 Areas to be turfed see **Drawing 2023-L6615-002,** are to be free of any waste matter, including any construction waste and stones. Soil quality to be checked. Soil shall be thoroughly turned to a depth of 15cm. Thereafter surface to be levelled and raked to a fine tilth. All to turf supplier's instructions/ requirements.

4.4.3 Turf shall be low maintenance shade and drought tolerant. Supranova (50% Poa Supina 50% Poa Pratensis) Cutting height, no lower than 50mm.

4.4.4 Turf to be laid according to Supplier's recommendations. The preferred turfing time shall be early September. Turf shall be hard wearing and low maintenance. After laying, turf to be regularly watered to encourage root development and to establish lawn.

4.4.5 Lawns to be watered, fertilized with slow-release fertilizer, mowed and re-seeded as required all as recommended by turf suppliers.

4.5 Bulbs

4.5.1 Top Size bulbs to be planted in natural drifts at approximate locations and densities shown on **Drawings 2023-L6615-003, 004 and 005 and in plant schedule.** Follow Supplier's instructions regarding planting, spacing and depth. Bulb Planting Areas would benefit the addition of bulky organic matter such as composted bark or manure to aid drainage. Water in thoroughly after planting.

5 MAINTENANCE GUIDELINES

5.1.1 At all times follow recommendations in relevant British Standards

5.2 Watering

5.2.1 Watering to tree pits and shrub and perennial areas shall be carried out during dry periods at the instruction of the Supervising Officer. Watering shall be to field capacity. Generally, the following quantities of water in the first 24 months:

i. **Trees** – Recommended watering is a variable 20-40 litres per week for smaller trees, thoughout the growing season between April and October.

ii. **Shrub and Perennial Borders** – 28 regular occasions throughout the growing season or when less than 30 mm precipitation at the end of any 4 week period.

iii. **Turf** - Watering to follow Supplier's recommendations.

iv. **Bulbs**- Water deeply after planting. Water again, if necessary, before the ground freezes. After a dry winter water in late December/early January. Once bulbs are growing water once per week if there has been no rain until foliage dies back. As bulbs are planted under trees, watering in summer months will be required.

5.3 Weeding

5.3.1 Weeding should preferably be carried out by hand.

i. Herbicides shall be applied only in accordance with the following, COPR, Control of Pesticide Regulations 1986 and all associated amendments, COSHH, Control of Substances Regulations 1988 and subsequent 2002 amendments, also all up-to-date GBPPP, Plant Protection Products Regulations and MRL Maximum Residue Regulations and shall only be carried out at the instruction of the supervising officer.

When removing weeds, any disturbed mulch shall be replaced. Weeding frequency shall be such that weeds shall not be allowed to grow above 150mm in height.

ii. **Trees, Shrub, Perennial borders, Turf** - Weeding shall be carried out on a regular basis between March and October. Weeding shall at all times be preferably by means of hand weeding. Replace mulch where and when necessary to 75mm depth.

iii. **Bulbs -** weeding to these areas shall at all times be preferably by hand.

5.4 Pruning, Mowing and Cutting

i. **Trees** - Pruning will be essential to promote healthy compact growth and prevent encroachment on paths and driveways. Pruning shall also be undertaken to avoid shading of areas close to the buildings. Thinning shall be carried out only where plants are unduly crowded. Any Fruit trees to be pruned according to BS 3998 2010. Any diseased leaves and or damaged or crossing branches to any tree shall be removed as soon as noted.

ii. **Trees** to be checked periodically through the year, especially after any high winds. Ensure there is no wind rock/ movement to tree and re-firm plant in ground when required. All to develop a healthy root system.

iii. The individual **Sweet Chestnut** to the south of the site to be maintained to small to medium tree size. This will require additional pruning to be undertaken. Preform hard pruning in dormant season (winter) to control height. Also use coppicing and pollarding techniques to control size and growth.

iv. Any works to existing protected trees on site, shall not be undertaken without Prior Approval from the LPA.

v. **Shrubs** - Pruning shall be undertaken to prevent encroachment on any hard surfaced areas and to maintain plant size and shape. Works shall be undertaken at the appropriate time of year for each species and according to suppliers' instructions and RHS Pruning Group advice.

vi. **Turf** - Specified turf type requires cutting height to be no less than 50mm. Mowing frequency as recommended by suppliers. Mowing bulb areas shall not take place until 6 weeks after flowering.

vii. **Bulbs -** To be left in-situ. After flowering dead flowers may be removed but leave foliage untied/ unbraided to replenish bulb. After 4-6 weeks dead leaves may be removed/ cut back. Additional bulbs to be planted if required and desired.

6 GENERAL

6.1.1 All planting and maintenance of soft landscaping to the development must ensure that the appearance of the development is satisfactory and have due regard to all relevant Policies of the Reading Borough Local Plan and adhere to the National Planning Policy Framework.

6.1.2 All Landscape works must respect recommendations set out in the Arboricultural Impact Assessment and Method Statement, where and when applicable and the recommendations of the Ecologist.

6.1.3 The proposals aim to conserve, replace, protect and enhance the biodiversity and wildlife habitats within the development, all in the interests of amenity and of the environment.

6.1.4 The soft landscaping scheme provides a mosaic of habitats and rich food sources for a variety of wildlife to flourish within the development.

6.1.5 Replacement trees, shrubs and perennials shall be inspected before planting and any which fail to come up to the specification / standards will be rejected.

6.1.6 Plants to be top-dressed annually, for a minimum of 5 years with general purpose fertilizer applied according to the manufacturer's instructions.

6.1.7 Bark mulch depth. Bark mulch depth shall be measured each year and topped up to the specified depth where necessary.

6.1.8 Maintenance shall be for five years, during which time the contractor shall be liable for plant losses, which occur due to death, disease, deformity or removal. Tree and shrub replacement shall, where necessary, be carried out in each year of the Contract. Additional plant replacements shall be carried out in each year of the contract.

6.1.9 Any trees or plants that, within a period of 5 years after planting are removed, die or become, in the opinion of the local Planning Authority, seriously damaged or defective, shall be replaced as soon as is reasonably practicable with others of species, size and number as originally approved, unless the Local Planning Authority gives it's written consent to any variation.

6.1.10 Any pests or diseases affecting plants or grass shall be reported to the Supervising Office who shall take appropriate action.

6.1.11 All waste material arising from the maintenance works shall be removed from site at each visit and composted.

6.1.12 Dead, diseased, or dying branches shall be removed on observation. Trees to be inspected every Autumn and all remedial works to be carried out in accordance with BS8545:2014 trees from Nursery to Independence in the Landscape.

6.1.13 Litter shall be collected and removed from site at each visit.

6.1.14 A suitably qualified Supervising Officer should be appointed by the client or main contractor, to inspect and carry out any duties noted in this document.

DRAWINGS

2023-L6615-002	Landscape Plan – Site Overview
2023-L6615-003	Soft Landscape Plan – Sheet 1 of 3
2023-L6615-004	Soft Landscape Plan – Sheet 2 of 3
2023-L6615-005	Soft Landscape Plan – Sheet 3 of 3

1:200@ A1
1:400@ A3
0 2 4 6 8 10 12 14 16 18 20 m

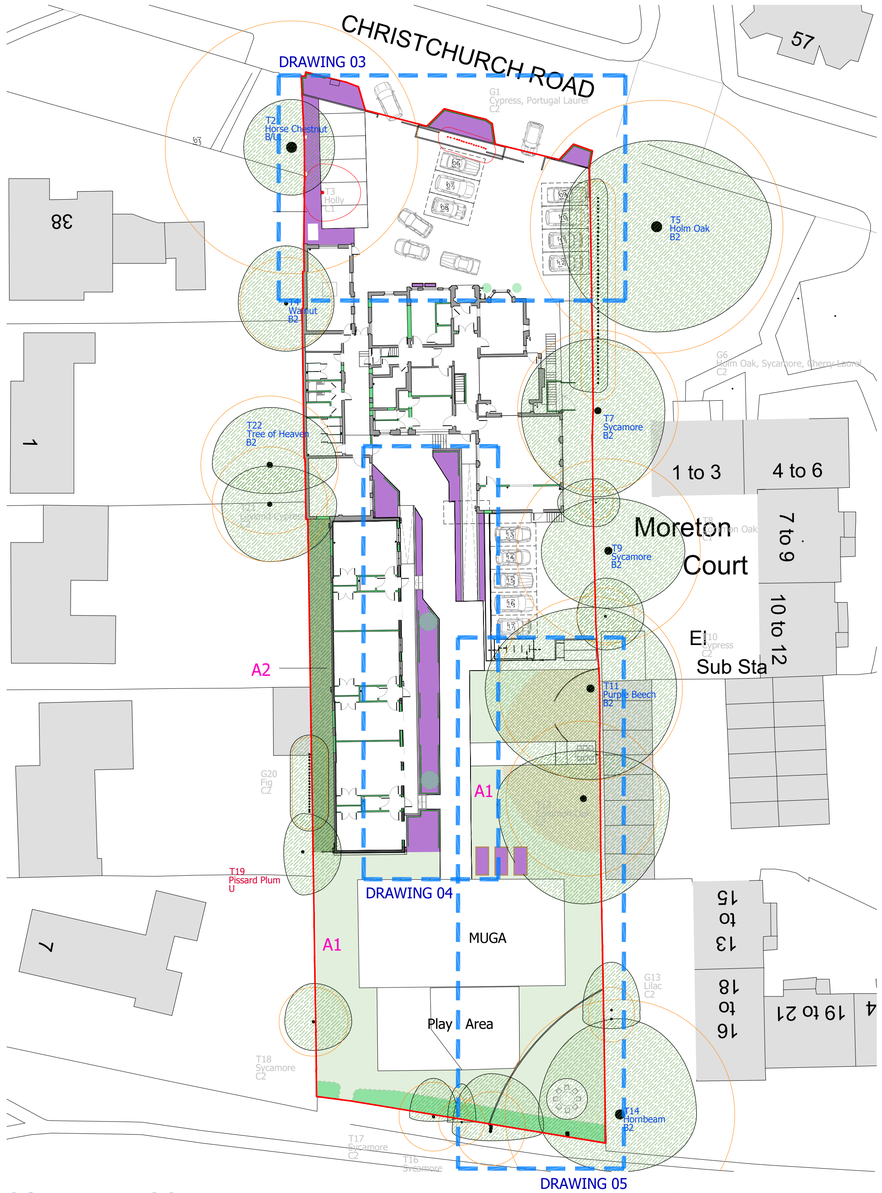

SOFT LANDSCAPE PLAN

Site plan shows information about existing trees within and outside the site. Refer to Tree Consultant's Assessment for full details

Planted Areas
Refer to drawings 03, 04 and 05 for details.
Trees and shrubs are shown on those drawings only.

Existing Hedge
Yew hedge to be retained, pruned and weeded as necessary

Grass areas
SEE NOTE & drawing 05

Unmaintained scrub

A1 Grass - 680 sqm

Turf to be low maintenance, drought and shade tolerant. 100% supra / supranova - poa supina

A2 Linear scrub - 80 sqm

Existing vegetation to be tidied up and thereafter to kept as unmaintained scrub.

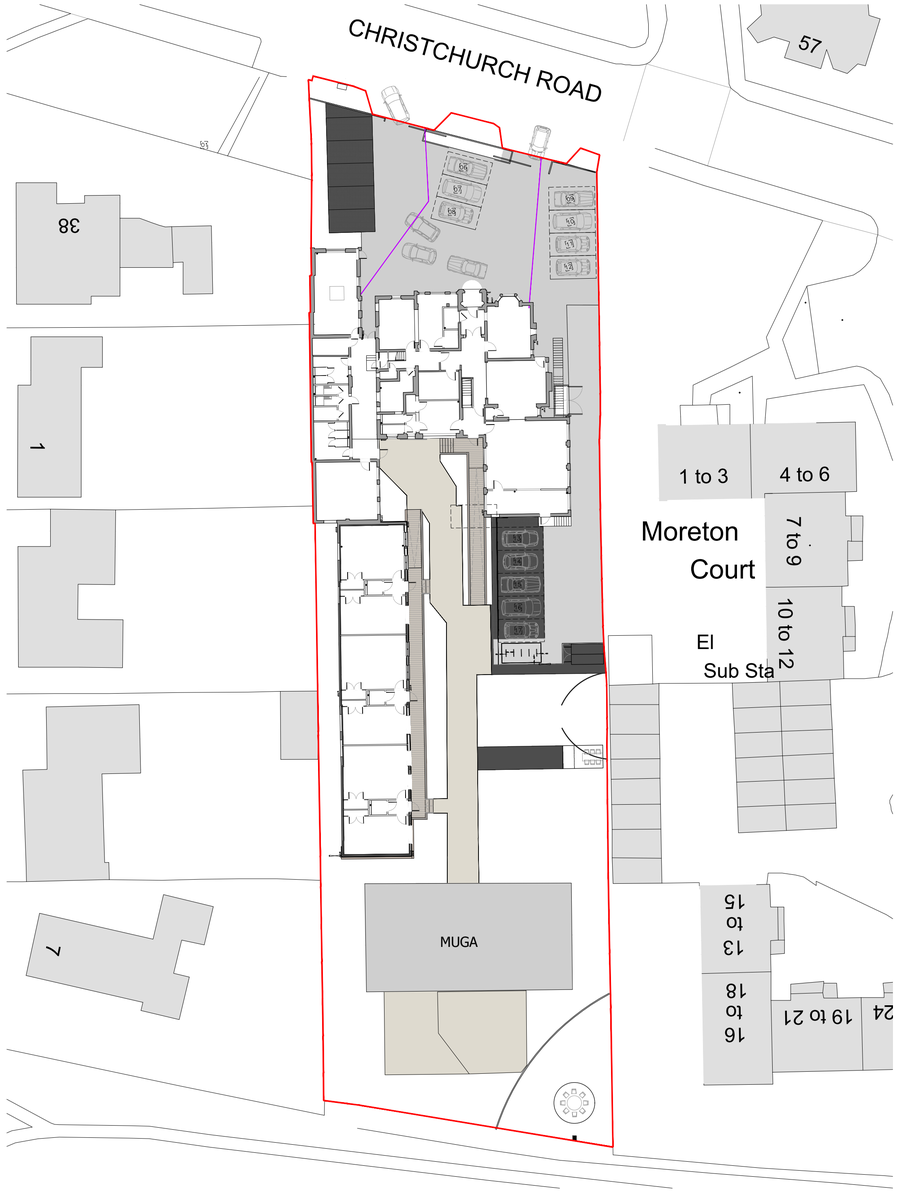

HARD LANDSCAPE PLAN

RE-SURFACED
NEW TARMAC
NO DIG - GRAVEL SURFACE (PEA SHINGLE FILLED BODPAVE 40)
DECKING
TIMBER SLEEPERS
PUBLIC PLANTING
PRIVATE PLANTING

Refer to Architect's drawings and specification for details of hard landscape

NOTES

A1

1. This drawing is to be read in conjunction with all other Bright Plan drawings, and with all relevant Architect's and Engineer's drawings and specification. Any discrepancies found are to be reported immediately to the Engineer.
2. Bright Plan accepts no responsibility for inaccuracies in data provided by third parties such as topographic surveys or Ordnance Survey mapping.
3. Do not scale, work to figured dimensions only. All dimensions are in millimeters unless noted otherwise and all levels are in metres from the topographic survey datum.
4. Any information given regarding existing underground services is given in good faith after consultation with the relevant authority, however accuracy is not certain.

Rev.	Amendments	Date
G	Text changes to MUGA / Play Area	29/06/2026
F	Minor changes to planting	19/02/2026
E	Changes to Yurt and pod locations	14/11/2025
D	Minor amendments	14/02/2024
C	Minor amendments	05/02/2024
B	Minor amendments	22/11/2023
A	Original Issue	07/11/2023

BRIGHT PLAN
Transport Planning and Civil Engineering Consultants
2 West Barn, Norton Lane, Chichester, West Sussex PO20 3AF
Tel: 01243 210418 Email: enquiries@bpcivils.co.uk
www.bpcivils.co.uk

Drawing Status: Draft

Client: Acorn Education and Care Ltd

Project: Groveside School (Former Hamilton Academy)

Drawing Title: Landscape Plan Site Overview

Scale	Date	Drawn By	Checked By
1:200	Oct 23	OS	JLB

Drawing No. 2023-L6615-002 Rev. G

N

1:50 @ A1
1:100 @ A3

0 1 2 3 4 5 m

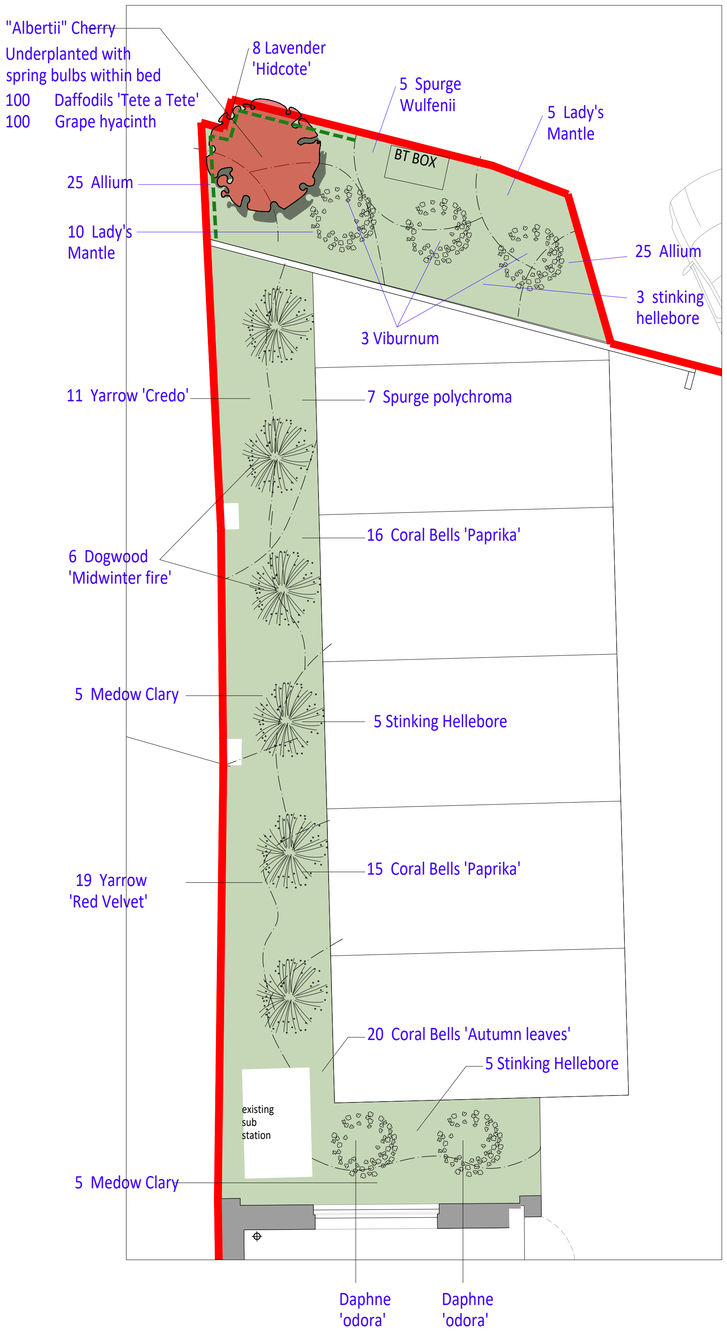

Suggested Perennials and shrubs


Thyme Jekka

Grape hyacinth

Euphorbia caracias wulfenii

Viburnum Tinus

Daffodil 'Tete a tete'

Jerusalem sage

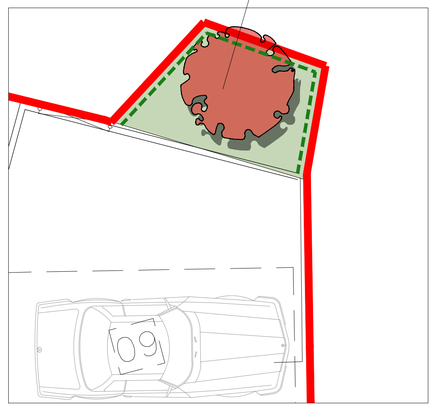

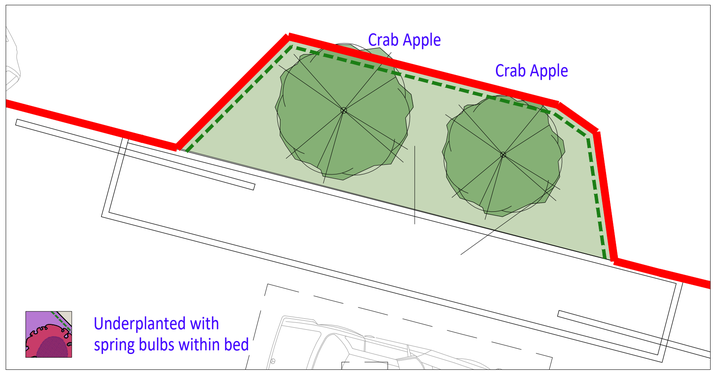

250 Daffodils 'Tete a Tete'
160 Grape hyacinth

Suggested tree root control:
(as shown)

Root barrier to be installed 150mm away
from existing pavements / boundaries.
Depth of barrier to be:

Albertii Cherry	60 - 90 cm depth
Crab Apple	60 - 90 cm depth

Used in conjunction with RootSpace soil
cell system from GreenBlue Urban -
all to be installed as per their
recommendation.
Integrate appropriate aeration / irrigation.

Alusinc 1200 x 400 x 400 high zinc
galvanized matte grey trough planters
by Wovenwood.co.uk
3 x Abelia grandeflora per trough

Standard Bay trees within 2 large
ribbed planters from Sarah Raven
Underplanted with Narcissus Thalia - 15 per pot
and
Euphorbia 'silverfog white' 3 per pot.

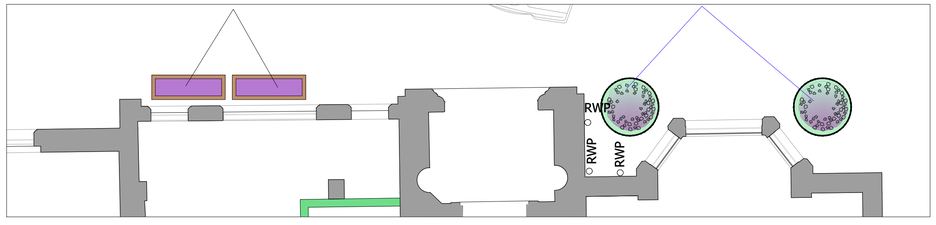

NOTE
Refer to Maintenance schedule for
information about root management
and pavement support systems.

NOTE
Refer to Maintenance schedule for
information about root management
and pavement support systems.

Soil to planting areas / beds to be
cleared of all builder's rubble and
Loamy Soil to be added.
Planting substrate to be min. 500mm
deep for general planting and 1m deep
for trees.
All to be 5cm below pavement level.

NOTES

A1

1. This drawing is to be read in conjunction with all other Bright Plan drawings, and with all relevant Architect's and Engineer's drawings and specification. Any discrepancies found are to be reported immediately to the Engineer.
2. Bright Plan accepts no responsibility for inaccuracies in data provided by third parties such as topographic surveys or Ordnance Survey mapping.
3. Do not scale, work to figured dimensions only. All dimensions are in millimeters unless noted otherwise and all levels are in metres from the topographic survey datum.
4. Any information given regarding existing underground services is given in good faith after consultation with the relevant authority, however accuracy is not certain.

Rev.	Amendments	Date
G	Root barrier note added	07/05/2026
F	Minor changes to planting	19/02/2026
E	Amendments due to layout changes	14/10/2025
D	Minor amendments	14/02/2024
C	Minor amendments	05/02/2024
B	Minor amendments	22/11/2023
A	Original Issue	07/11/2023

BRIGHT PLAN
Transport Planning and Civil Engineering Consultants
2 West Barn, Norton Lane, Chichester, West Sussex PO20 3AF
Tel: 01243 210418 Email: enquiries@bpcivils.co.uk
www.bpcivils.co.uk

Drawing Status: Draft

Client: Acorn Education and Care Ltd

Project: Hamilton Academy
40 Christchurch Road

Drawing Title: Soft Landscape Plan
Sheet 1 of 3

Scale	Date	Drawn By	Checked By
1:50	Oct 23	OS	JLB

Drawing No. 2023-L6615-003 Rev. G

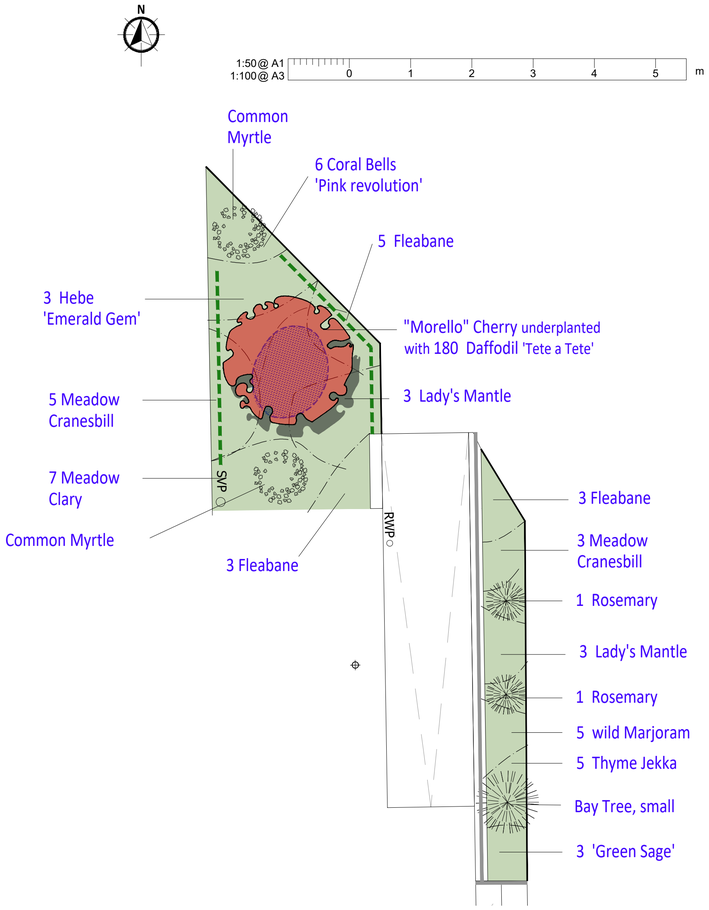

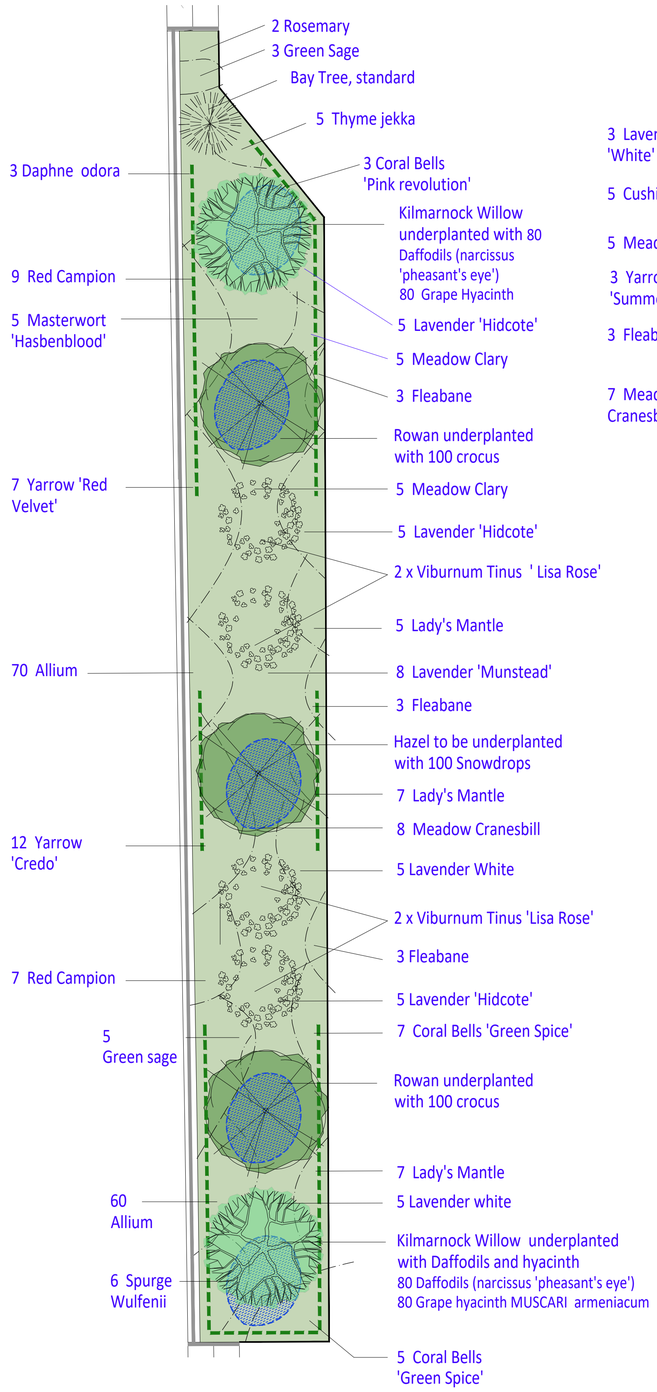

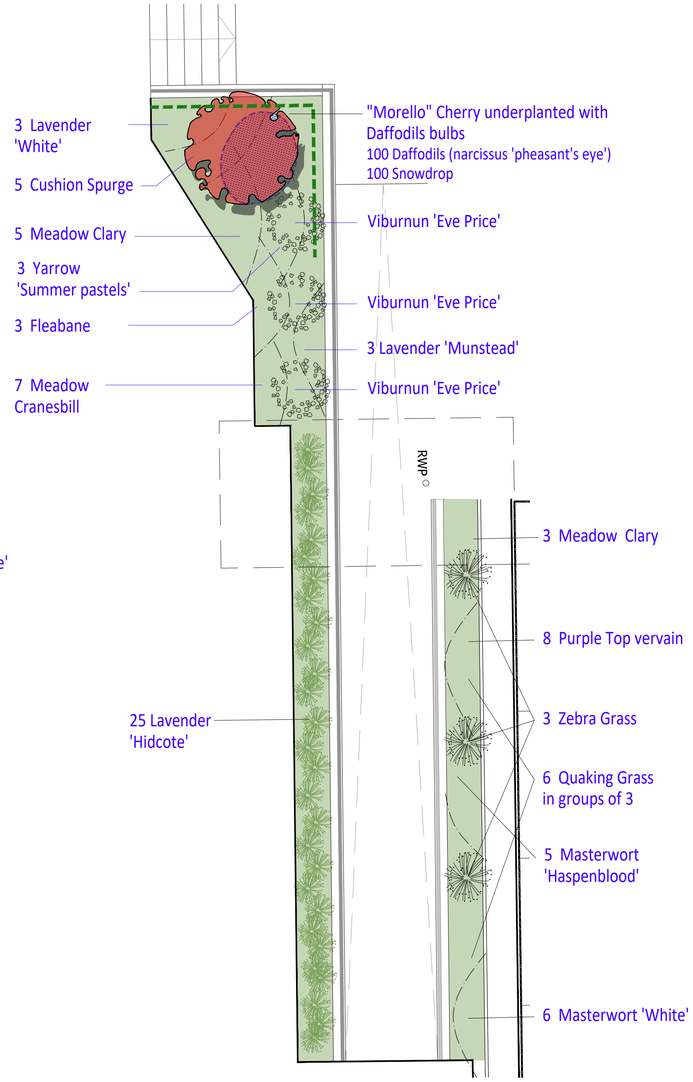

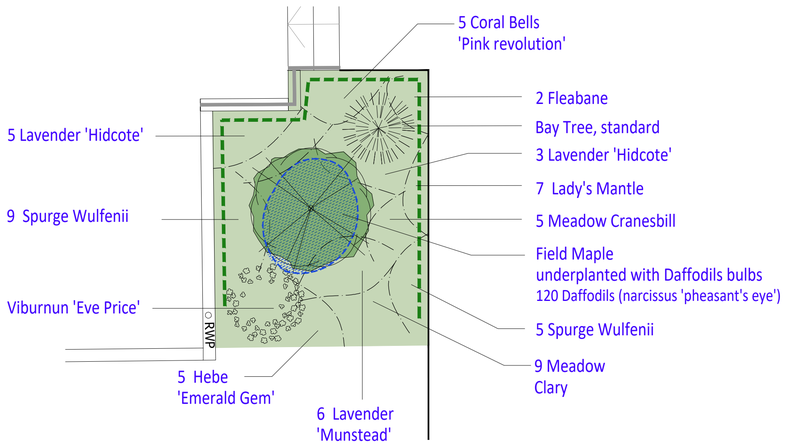

Spring bulbs planted in select areas.

NOTE
Refer to Maintenance schedule for information about root management and pavement support systems.

Soil to planting areas / beds to be cleared of all builder's rubble and Loamy Soil to be added. Planting substrate to be min. 500mm deep for general planting and 1m deep for trees. All to be 5cm below pavement level.

Suggested tree root control:
(as shown)

Root barrier to be installed 150mm away from existing pavements / boundaries.
Depth of barrier to be:

Hazel	60 - 90 cm depth
Rowan	60 - 90 cm depth
Kilmarnock Willow	60 - 100 cm depth
Field Maple	60 - 100 cm depth
Morello Cherry	60 - 120 cm depth

Used in conjunction with RootSpace soil cell system from GreenBlue Urban - all to be installed as per their recommendation.
Integrate appropriate aeration / irrigation.

NOTES

A1

1. This drawing is to be read in conjunction with all other Bright Plan drawings, and with all relevant Architect's and Engineer's drawings and specification. Any discrepancies found are to be reported immediately to the Engineer.
2. Bright Plan accepts no responsibility for inaccuracies in data provided by third parties such as topographic surveys or Ordnance Survey mapping.
3. Do not scale, work to figured dimensions only. All dimensions are in millimeters unless noted otherwise and all levels are in metres from the topographic survey datum.
4. Any information given regarding existing underground services is given in good faith after consultation with the relevant authority, however accuracy is not certain.

Rev.	Amendments	Date
G	Root barrier note added	07/05/2026
F	Minor changes to planting	19/02/2026
E	Amendments due to layout change	14/10/2025
D	Minor amendments	14/02/2024
C	Minor amendments	05/02/2024
B	Minor amendments	22/11/2023
A	Original Issue	07/11/2023

BRIGHT PLAN
Transport Planning and Civil Engineering Consultants
2 West Barn, Norton Lane, Chichester, West Sussex PO20 3AF
Tel: 01243 210418 Email: enquiries@bpcivils.co.uk
www.bpcivils.co.uk

Drawing Status: Draft

Client: Acorn Education and Care Ltd

Project: Groveside School (Former Hamilton Academy)

Drawing Title: Soft Landscape Plan Sheet 2 of 3

Scale	Date	Drawn By	Checked By
1:50	Oct 23	OS	JLB

Drawing No. 2023-L6615-004 Rev. G

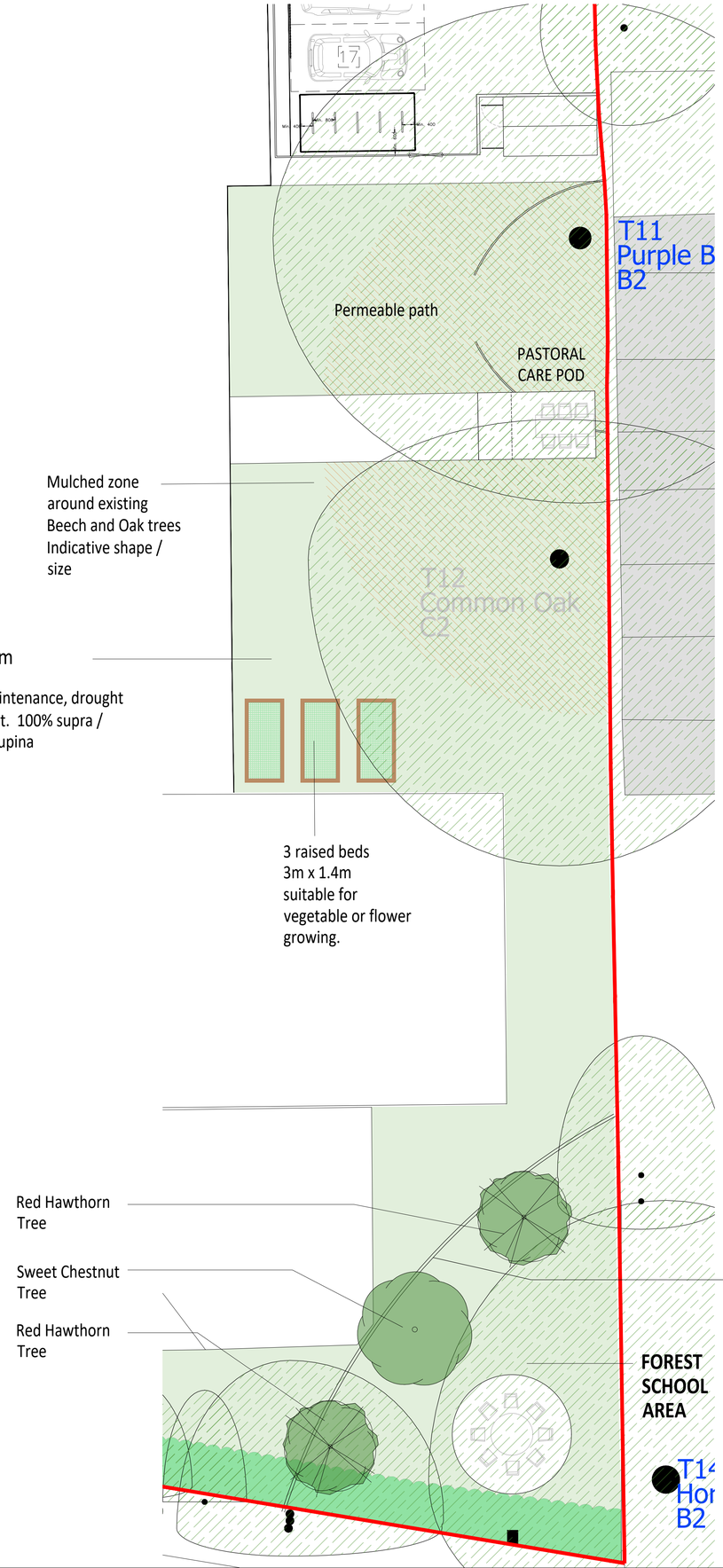

Suggested Perennials, grasses and shrubs


Lavendula 'Hidcote'

Quaking grass

Dogwood 'Midwinter Fire'

Hebe 'Emerald Gem'

Lady's mantle

Coral Bells 'Autumn Leaves'

Suggested trees and shrubs

Sweet Chestnut

Common Myrtle

Kilmarnock Willow

Field Maple

Bay Tree


Daphne odora

Red Hawthorn

Rowan

Bird Cherry

NOTES

1. This drawing is to be read in conjunction with all other Bright Plan drawings, and with all relevant Architect's and Engineer's drawings and specification. Any discrepancies found are to be reported immediately to the Engineer.
2. Bright Plan accepts no responsibility for inaccuracies in data provided by third parties such as topographic surveys or Ordnance Survey mapping.
3. Do not scale, work to figured dimensions only. All dimensions are in millimeters unless noted otherwise and all levels are in metres from the topographic survey datum.
4. Any information given regarding existing underground services is given in good faith after consultation with the relevant authority, however accuracy is not certain.

Rev.	Amendments	Date
G	Minor changes to planting	19/02/2026
F	Changes to Yurt and pod locations	14/11/2025
E	Amendments due to layout change	14/10/2025
D	Minor amendments	14/02/2024
C	Minor amendments	05/02/2024
B	Minor amendments	22/11/2023
A	Original issue	07/11/2023

BRIGHT PLAN
Transport Planning and Civil Engineering Consultants
2 West Barn, Norton Lane, Chichester, West Sussex PO20 3AF
Tel: 01243 210418 Email: enquiries@bpcivils.co.uk
www.bpcivils.co.uk

Drawing Status: Draft

Client: Acorn Education and Care Ltd

Project: Groveside School (Former Hamilton Academy)

Drawing Title: Soft Landscape Plan Sheet 3 of 3

Scale	Date	Drawn By	Checked By
1:50, 100	Oct 23	OS	JLB

Drawing No. 2023-L6615-005 Rev. G

APPENDICES

Appendix A Planting Schedule

PLANTING SCHEDULE

BRIGHT PLAN

Hamilton Academy, Reading

07/05/2026

L6615

Trees - Native / Specimen	**Pot size / girth size**	**Density**	**Number**
Location as indicated on drawings. **Allow for underplanting** **Tree selected to suit Ecologist's recommendations.**			
Acer campestre **Field Maple**	BR/5Lt pot 120-160cm Girth 6 - 8 cm	1.5/m2	1
Castanea Sativa **Sweet Chestnut**	45 Lt pot 250 - 300 cm Girth 10-12 cm	1/m2	1
Corylus avellana **Hazel**	BR/5Lt pot 120-150 cm Girth 6 - 8 cm	1/m2	1
Crataegus Laevigata "Paul's Scarlet" **Red Hawthorn**	Root Ball 150 -200 cm Girth 6 - 8 cm	1.5/m2	2
Malus sylvestris **Crab Apple**	10Lt pot 175 -200 cm Girth 6 - 8 cm	1/m2	2
Prunus cerasus "Morello" **Cherry Tree**	15 Lt pot 175 -275 cm Girth 6 - 8 cm	1.5/m2	2
Prunus padus "Albertii" columnar **Bird Cherry**	7.5 Lt pot 200 -250 cm Girth 6 - 8 cm	1.5/m2	2
Salex caprea "Kilmarnock" (m) **Kilmarnock Willow**	12Lt pot grafted at 150cm 150 - 200cm Girth 6 - 8 cm	1/m2	2
Sorbus aucuparia **Rowan**	Bare Root 150-175 cm Girth 6 - 8 cm	1/m2	2

Trees **Canopy Areas & Soil Volumes**	**Tree size category**	**Mature canopy diameter**	**Mature canopy area**	**Target Soil Volume**	**Target Soil Volume**
Soil Volume and associated information calculated following GreenBlue Advice.	**Greenblue urban - RHS**				**with 20% reduction**
Acer campestre **Field Maple**	Medium	4-8m	38 sqm	21 cbm	Individual

Castanea Sativa **Sweet Chestnut**	Large	10	63 sqm	37.5 cbm	Individual
Corylus avellana **Hazel**	Small	ca 5m	20 sqm	12 cbm	9.6 cbm in group
Crataegus Laevigata "Paul's Scarlet" **Red Hawthorn**	Small	5m	15.5 sqm	9.3 cbm	Individual
Malus sylvestris **Crab Apple**	Small	ca 4m	13 sqm	8 cbm	6.5 cbm in group
Prunus cerasus "Morello" **Cherry Tree**	Small	ca 4m	12.5 sqm	6 cbm	Individual
Prunus padus "Albertii" columnar **Bird Cherry**	Small	4m	12.5 sqm	7.5 cbm	Individual
Salex caprea "Kilmarnock" (m) **Kilmarnock Willow**	Small	2.5m	5 sqm	3 cbm	2.4 cbm in group
Sorbus aucuparia **Rowan**	Medium	4-8m	28 sqm	17 cbm	13.5 cbm in group

Shrubs	**Pot / Size**	**Density**	**Number**
Shrubs to be evenly spread out within any landscape plot or strip, and always kept closer to the middle of bigger or wider beds.			
Abelia grandiflora "Confetti" **Abelia**	10lt pot 40-50 cm	2/m2	11
Cornus Sanguinea 'Midwinter Fire' **Dogwood 'Midwinter Fire'**	20lt pot 80-100 cm Bush	1/m2	5
Daphne odora 'Aureamarginata'. **Daphne**	1.5lt pot 40-50cm Bush	1/m2	3
Hebe 'Emerald Gem' **Shrubby Veronica**	9cm pot 20-30cm Bush	3/m2	8
Laurus nobilis **Bay Tree**	10 Lt pot 120 cm Standard	1/m2	4
Lavandula augustifolia 'Arctic Snow' **Lavander 'Arctic Snow'**	2Lt pot 30-40cm Bush	6/m2	13
Lavandula augustifolia 'Munstead' **Lavander 'Munstead'**	9cm pot 20-30cm Bush	9/m2	17

Lavandula augustifolia 'Hidcote' **Lavander 'Hidcote'**	9cm pot 20-30cm Bush	9/m2	45
Myrtis communis **Common myrtle**	10 Lt pot 40-60cm Bush	1/m2	2
Rosmarinus officinalis **Rosemary**	2lt pot 10-15cm Bush	5/m2	2
Viburnum Tinus 'Eve Price'. **Viburnum Eve Price**	2Lt pot 60-80cm Bush	1/m2	7
Viburnum Tinus 'Lisa Rose' **Viburnum Lisa Rose**	2Lt pot 60-80cm Bush	1/m2	4

Perennials	**Pot / Size**	**Density**	**Number**
Perennials to be planted in drifts within any landscaped areas. Drifts to be evenly distriubtued in a given bed with ca 3 plants in each drift. Lower height plants always to be placed in front of taller varieties.			
Alchemilla Mollis **Lady's Mantle**	9cm pot 20-30cm	4/m2	47
Achillea 'Credo **'Yarrow 'Credo'**	9cm pot 20-30cm	6/m2	23
Achillea millefolium 'Red Velvet' **Yarrow 'Red Velvet'**	9cm pot 20-30cm	6/m2	26
Achillea millefolium 'Summer Pastels' **Yarrow 'Summer Pastels'**	Bare Root	6/m2	3
Astrantia 'Snow Star' **Masterwort White**	Bare Root	5-7/m2	6
Astrantia major 'Haspenblood' **Masterwort 'Haspenblood'**	Bare Root	5-7/m2	10
Erigeron Karvinskianus Latin American **Fleabane**	2lt 20-30cm	5/m2	20
Euphorbia characias Wulfenii. **Spurge wulfennii**	9cm pot 20-30cm	5/m2	25
Euphorbia Silver Fog **Spurge**	3cm plug 5-10 cm	20/m2	6
Euphorbia epithymoides. **Cushion Spurge/ polychroma**	9cm pot 20-30cm.	5/m2	12
Geranium pratense **Meadow Cranesbill**	9cm pot 10-20cm	5/m2	28
Hellebores foetidus **Stinking Hellebore**	2Lt. Pot 20-30cm.	5/m2	8
Heuchera'Autumn Leaves'. **Coral Bells 'Autumn Leaves'**	9cm pot 20-25cm	15/m2	20
Heuchera'Green Spice'. **Coral Bells 'Green Spice'**	9cm pot 20-30cm	9/m2	12

Heuchera 'Paprika'(PBR). **Coral Bells 'Paprika'**	9cm pot 20-30cm	6/m2	31
Heucherella'Pink Revolution'(Heupireo30'PBR) **Coral Bells Pink Revolution**	9cm pot 20-30cm	4/m2	16
Origanum vulgare **Wild marjoram**	9cm pot 10-20cm	4/m2	8
Salvia pratensis **Meadow Clary**	9cm.pot 10-20cm	5/m2	44
Salvia officinalis 'Icterina'. **Green Sage**	1.5lt pot 10-20cm	6/m2	11
Silene dioica **Red Campion**	9cm.pot 10-20cm	5/m2	16
Thyme 'Jekka'. **Thyme 'Jekka'**	9cm pot 10-15cm	6/m2	10
Verbena bonariensis. **Purple Top vervain**	9cm pot 20-30cm	6/m2	8

Bulbs	**Size**	**Density**	**Number**
Galanthi to be planted in drifts of minimum of 60/ sqm **Narcissi shall be planted in groups of minimum 10 / group.**			
Allium spitatatum'Mount Everest **Allium**	20 plus	25/m2	155
Crocus Thommasinianus'. **Crocus**	4/5cm	150/m2	200
Galanthus nivalis . **Snowdrop**	5/6cm	150/m2	200
Muscari armenicum. **Grape Hyacinth**	7/8cm	150/m2	520
Narcissus Poeticus var. recurvus 'Old Pheasant's eye' **Daffodil Pheasant's eye**	14/16cm	60/m2	300
Narcissus Thalia **Daffodil Thalia**	12/14cm	60/m2	30
Narcissus 'Tete-à-tête-à-tête **Daffodil 'Tête-à-tête '**	12/14cm	60/m2	630

Grasses	**Pot / Size**	**Density**	**Number**
The Briza and Deschampsia to be treated as shrubs and to be planted as shown on drawings.			
Briza media **Common Quaking Grass**	2lt 30-40cm	9/m2	6
Miscanthus sinensis'Zebrinus' **Zebra Grass**	5lt pot 30-50cm	2/m2	3

BRIGHT PLAN

Bright Plan Ltd – Transport Planning | Civil Engineering | Landscape Design
65 Chichester Enterprise Centre, Terminus Road, Chichester PO19 8FY
Bright Plan is a trading name of Bright Plan Ltd | Registered in England No: 11634304 | VAT Registration No. 327 4260 13

T: 0333 3583270
www.bpcivils.co.uk

Bright Plan Ltd – Transport Planning | Civil Engineering | Landscape Design
65 Chichester Enterprise Centre, Terminus Road, Chichester PO19 8FY
Bright Plan is a trading name of Bright Plan Ltd | Registered in England No: 11634304 | VAT Registration No. 327 4260 13

T: 0333 3583270
www.bpcivils.co.uk