PROPOSED WEST ELEVATION
SCALE 1 : 100

PROPOSED SOUTH ELEVATION
SCALE 1 : 100

PROPOSED EAST ELEVATION
SCALE 1 : 100

PROPOSED NORTH ELEVATION
SCALE 1 : 100

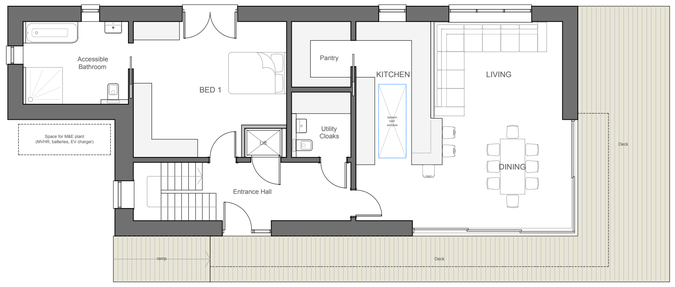

PROPOSED GROUND FLOOR
SCALE 1 : 100

PROPOSED FIRST FLOOR
SCALE 1 : 100

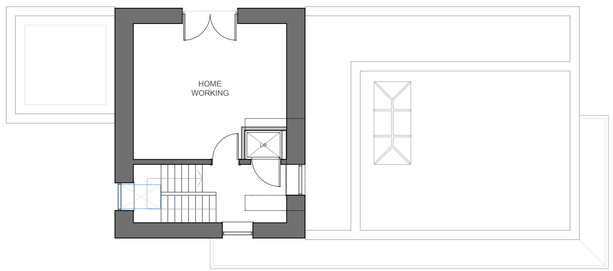

PROPOSED SECOND FLOOR PLAN
SCALE 1 : 100

0 2m 4m 6m 8m 10m
Scale Bar 1 : 100

N

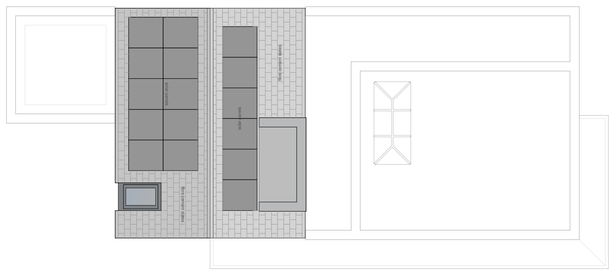

PROPOSED ROOF PLAN
SCALE 1 : 100

NOTES

© *SpaceOffice* - THIS DRAWING AND DESIGN REMAINS THE COPYRIGHT AND INTELLECTUAL PROPERTY OF OF SPACE OFFICE LIMITED (*SpaceOffice*) AND SHALL NOT BE COPIED IN ANY FORMAT WITHOUT APPROVAL.

THIS DRAWING IS TO BE READ IN CONJUNCTION WITH ALL OTHER DRAWINGS AND DOCUMENTS PROVIDED. THE CONTRACTOR MUST CHECK ALL DIMENSIONS ON SITE BEFORE PLACING ORDERS FOR MATERIALS OR SHOP FABRICATIONS OR COMMENCING WORKS ON SITE.
ANY DISCREPANCIES SHOULD BE NOTIFIED BEFORE PROCEEDING.

SPACE OFFICE
ARCHITECTURE • PLANNING • BUILDING DESIGN

email: mail@spaceoffice.com mobile: 07974 707832

Client:
MR TIM PEARCE

Project:
TRAINSPOTTER'S LODGE
PROPOSED NEW DETACHED DWELLING

Location:
LAND AT OXFORD ROAD
TILEHURST, READING RG31 6TH

Drawing Title:
PROPOSED PLANS & ELEVATIONS

Date:	Sheet Size:	Drawn:
MAR 2026	A1	MC

Drawing No:	Revision:
P2503-04	