Document Number: 25063CLP-I
Author: Richard Millar I Eng AMI Struct E

# CONSTRUCTION LOGISTICS PLAN

## STRUCTURAL ENGINEERS

## RM DMS

85-90 Paul Street
London
EC2A 4NE

RM DMS
Design and Management Studios
*Where innovation meets commercially minded structural engineering design*

Telephone +44 333 2420719
www.rm-dms.co.uk

Construction Logistics Plan

**2-6 WATER ROAD AND 158 DEE ROAD, READING, RG30 2NN**

## CONTRACTOR

Bela Construction

**12 Woodhall Lane, Watford, England, WD19 6HD**

**PROJECT NO:25050**

31 March 2026

**RM DMS**
85-90 Paul Street
London
EC2A 4NE

| | |
|---|---|
| Job ref | :25063 |
| Sheet | : 25063 / **2 -** |
| Made By | : |
| Date | **:31 March 2026** |
| Checked | **:** |
| Approved | : |

1. Introduction

   a. Developer name – Oxhey Investments Limited

   Kernaja Construction Limited who are the contractor will be responsible for implementing this plan.
   They will be represented by Mr Fatmir Kernaja
   Contact: Tel: 07447013237 Email: fatmir1kernaja1005@hotmail.com
   Kernaja Construction Limited are signed up to Considerate contractor https://www.consideratecontractors.com/.

   b. Existing site location and use.

      i. Site Location:

2.1 The property has several two storey houses on it with single storey garages to the sides and rear. The buildings are of a brick construction under slate roofs.

2.2 The building is located in a corner position at the junction between Water Road and Dee Road. The buildings principal elevation is North East facing. The building is

**RM DMS**
85-90 Paul Street
London
EC2A 4NE

| | |
|---|---|
| Job ref | :25063 |
| Sheet | : 25063 / **3 -** |
| Made By | : |
| Date | **:31 March 2026** |
| Checked | **:** |
| Approved | : |

set back slightly from the two roads which meet at a mini-roundabout. The existing access is from driveways which have largely been over grown.

c. Summary of works

i. Demolition of existing structure and the erection of 1 new dwelling, arranged in one row of terrace houses and two semi detached blocks.

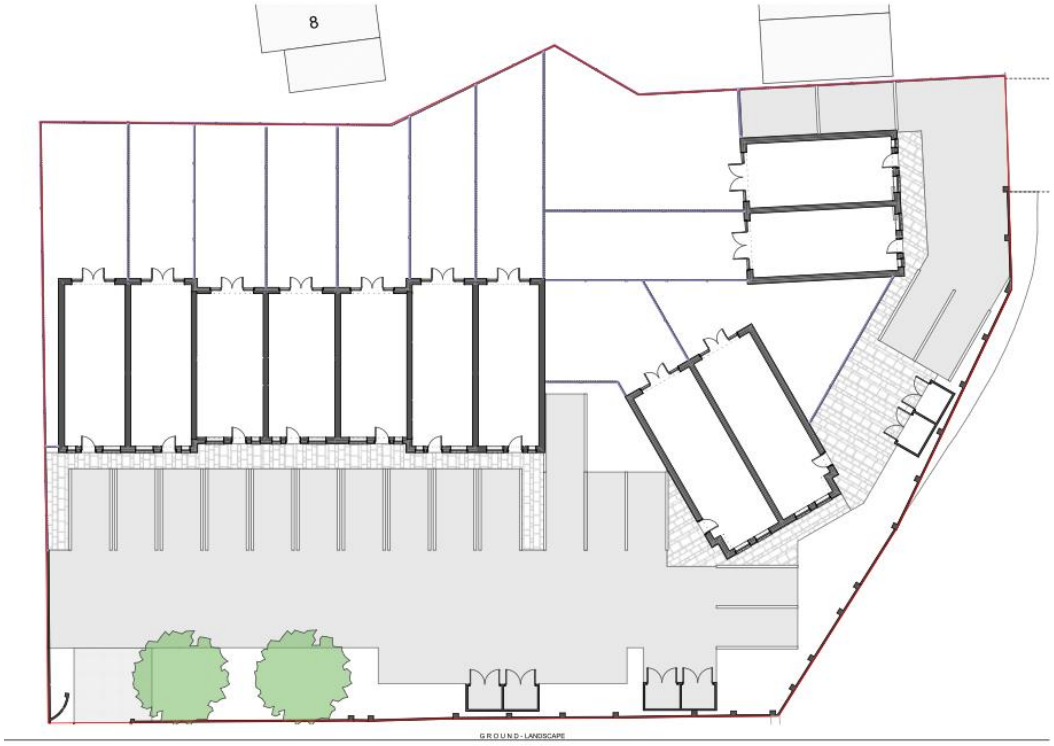


ii. Proposed Block Plan

**RM DMS**
85-90 Paul Street
London
EC2A 4NE

| | |
|---|---|
| Job ref | :25063 |
| Sheet | : 25063 / **4 -** |
| Made By | : |
| Date | **:31 March 2026** |
| Checked | **:** |
| Approved | : |

d. This report has been prepared by Richard Millar I Eng AMI Struct E of RM Design and Management Studios (RM-DMS). Responsibility for its implementation however will fall to the contractor previously named.

e. It is the objective of this document to ensure the developments compliance with Reading Borough Council Guidelines.

2. Context, considerations and challenges

a. The building is located in a corner position at the junction between Water Road and Dee Road, the proximity of the junction will need to be considered when forming the traffic plan for ingress and egress.

i. Photograph showing the proximity of the property and the junction of Water Road and Dee Road.

b. The proposal has a front driveway area to be shared by all the proposed properties deliveries and storage will require to be undertaken in this location:

c. Policy

The policy for the construction project is to minimise the impact to the local residents and neighbouring businesses, as a principle to assist in achieving this all deliveries which can be undertaken within the site curtilage.

| | |
|---|---|
| **RM DMS**<br>85-90 Paul Street<br>London<br>EC2A 4NE | Job ref :25063<br>Sheet : 25063 / **5 -**<br>Made By :<br>Date **:31 March 2026**<br>Checked **:**<br>Approved : |

d. Site Location

e. Possibly effected local access includes; various sports facilities to the South and South East.

**RM DMS**
85-90 Paul Street
London
EC2A 4NE

| | |
|---|---|
| Job ref | :25063 |
| Sheet | : 25063 / **6 -** |
| Made By | : |
| Date | **:31 March 2026** |
| Checked | **:** |
| Approved | : |

i. As mention the main road should not be affected and there are no water ways, the rail line runs to the West and South of the property however the nearest station is 2 KM from the site. No other key infrastructure considerations over and above the above are close enough to the site to be of concern.

ii. Freight delivery infrastructure (e.g. consolidation centres) is not within a distance where they would be affected by the development.

iii. Local Community Considerations Plan:

There are parks and sports facilities around at a distance of around one KM in all directions including Kensington Park, Prospect Park and the Ranikhet Academy site delivery routing of vehicles will be designed so as to minimise disruption to these facilities.

**RM DMS**
85-90 Paul Street
London
EC2A 4NE

| | |
|---|---|
| Job ref | :25063 |
| Sheet | : 25063 / **7** - |
| Made By | : |
| Date | **:31 March 2026** |
| Checked | **:** |
| Approved | : |

3. Construction programme and methodology

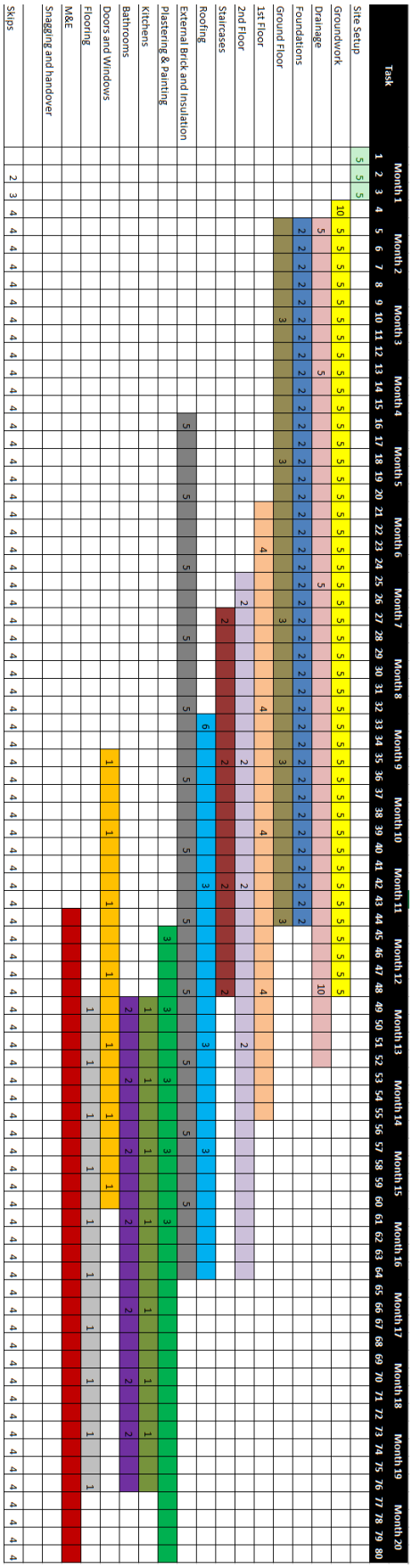


a. The construction programme will be along the lines of the below:

b. Activities to be considered

i. Basement excavation and piling – there is no basement proposed as part of the development.

ii. Sub-structure – below ground works include foundations.

The foundations will be of traditional trench fill construction. This will involve several mucks away lorries (15 number) and concrete delivery wagons (5 number). Other deliveries including plant and equipment will involve the

iii. Super-structure above ground works including the structural elements of the building including floors.

The construction will comprise load-bearing masonry walls with timber upper floors and roof.

iv. Cladding – cladding includes the external elements of the building including the façade, roof and glazing.

The walls will be load-bearing masonry with some elements of render.

v. Fit-out, testing and commissioning – this stage includes all mechanical, electrical, and plumbing installation and testing of newly installed systems. Infrastructure phases:

The fit out will be typical for a property of this type with plasterboard and blockwork walls being render.

vi. Site establishment, clearance and alterations – includes establishing welfare accommodation, clearing the site of debris and existing buildings and alterations to existing infrastructure (e.g. utilities).

**RM DMS**
85-90 Paul Street
London
EC2A 4NE

| | |
|---|---|
| Job ref | :25063 |
| Sheet | : 25063 / **8 -** |
| Made By | : |
| Date | **:31 March 2026** |
| Checked | **:** |
| Approved | : |

The attached plan indicates the proposed site establishment plan
(Some staff parking will be possible on site this however will be limited to 3 spaces however staff will be encouraged to use public transport to site and public car parks will be used for other vehicles and shuttle vehicles will be used to deliver staff to site).

**NO SITE PARKING WILL OCCURE ON SURROUNDING STREETS**

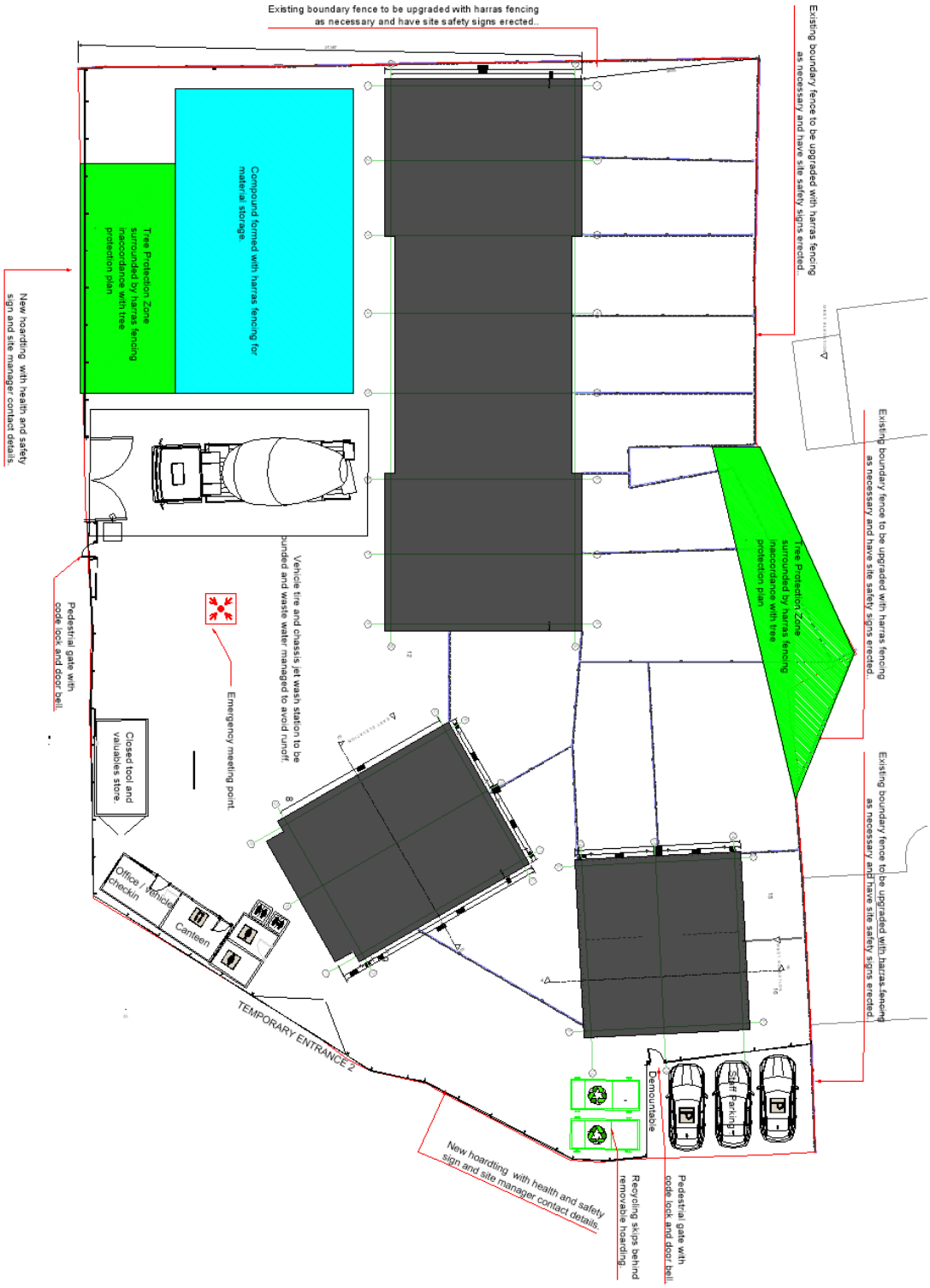

**RM DMS**
85-90 Paul Street
London
EC2A 4NE

| | |
|---|---|
| Job ref | :25063 |
| Sheet | : 25063 / **9 -** |
| Made By | : |
| Date | **:31 March 2026** |
| Checked | **:** |
| Approved | : |

4. METHOD STATEMENT - Reversing Vehicles onto a Building Site from a Public Highway

a. Scope of Works

This method statement outlines the safe system of work for vehicles required to reverse from a public highway onto the construction site. It applies to all deliveries, subcontractors, and site vehicles.

The objective is to minimise risk to:

- Pedestrians
- Cyclists
- Other road users
- Site operatives
- Drivers

b. References

- Health and Safety at Work Act
- Management of Health & Safety at Work Regulations
- Workplace (Health, Safety and Welfare) Regulations
- Road Traffic Act
- Construction (Design and Management) Regulations (CDM)
- Highway Authority requirements

c. Responsibilities

Site Manager

- Ensure this method statement is communicated and implemented.
- Liaise with the Highway Authority if required.
- Ensure trained banksmen are available.

Traffic Marshal / Banksman

- Must be trained and competent.
- Wear high-visibility PPE (Class 2 or 3).
- Control traffic and pedestrians during reversing manoeuvres.
- Maintain clear communication with the driver at all times.

Drivers

- Must hold valid licence and be competent.
- Follow banksman instructions at all times.
- Ensure reversing alarms and mirrors/cameras are functional.
- Do not reverse without a banksman present.

**RM DMS**
85-90 Paul Street
London
EC2A 4NE

| | |
|---|---|
| Job ref | :25063 |
| Sheet | : 25063 / **10 -** |
| Made By | : |
| Date | **:31 March 2026** |
| Checked | **:** |
| Approved | : |

d. Risk Assessment Summary

Key hazards include:

- Collision with pedestrians or cyclists
- Collision with passing vehicles
- Restricted visibility
- Reversing into live traffic
- Obstruction of public highway
- Noise and public interface risks

e. Control Measures

i. Pre-Planning

- Deliveries scheduled outside peak traffic times where possible.
- Delivery drivers informed in advance that reversing onto site is required.
- Adequate site access width confirmed.
- Site entrance kept clear at all times.
- Warning signage installed ("Construction Traffic", "Turning Vehicles").

1. Traffic Management Procedure
2. Vehicle arrives and pulls over safely without obstructing traffic.
3. Banksman positions themselves:
   - In clear view of the driver
   - Facing oncoming traffic
   - In a safe refuge position

a, Banksman stops pedestrians and controls traffic if required.
b, When safe, banksman signals driver to begin reversing.
c, Vehicle reverses slowly (walking pace).
d, Continuous visual contact maintained between driver and banksman.
e, If visual contact is lost, driver must STOP immediately.
F, Once fully within site boundary, gates are closed.

f. Traffic Control Measures (Where Required)

- Cones placed temporarily to create safe buffer zone
- "Stop/Go" boards used by trained operatives
- Additional banksman if visibility is restricted.

g. Pedestrian Safety

- Dedicated pedestrian walkway maintained.
- Banksman to halt pedestrians during manoeuvre.

**RM DMS**
85-90 Paul Street
London
EC2A 4NE

| | |
|---|---|
| Job ref | :25063 |
| Sheet | : 25063 / **11 -** |
| Made By | : |
| Date | **:31 March 2026** |
| Checked | **:** |
| Approved | : |

- No reversing while pedestrians are directly behind vehicle.

h. Vehicle Requirements

All vehicles must have:

- Operational reversing alarm
- Flashing beacon
- Clean mirrors and/or camera systems
- Roadworthy condition

i. PPE Requirements

All site personnel involved must wear:

- High visibility clothing
- Safety boots
- Hard hat
- Gloves (where required)

Banksman must be clearly identifiable.

j. Emergency Procedures

In the event of:

i. Accident or Collision

- Stop works immediately
- Make area safe
- Contact emergency services if required
- Inform Site Manager
- Record incident in accident book

ii. Vehicle Breakdown During Manoeuvre

- Secure vehicle
- Implement temporary traffic control
- Contact recovery services

k. Environmental Considerations

- Minimise engine idling
- Avoid blocking neighbouring driveways
- Prevent mud transfer to highway (wheel wash if required)
- Control noise during early/late deliveries

**RM DMS**
85-90 Paul Street
London
EC2A 4NE

| | |
|---|---|
| Job ref | :25063 |
| Sheet | : 25063 / **12 -** |
| Made By | : |
| Date | **:31 March 2026** |
| Checked | **:** |
| Approved | : |

l. Monitoring & Review

- Site Manager to monitor compliance daily.
- Method statement to be reviewed if site conditions change.
- Toolbox talks to be provided to operatives and drivers.

5. Hoading construction

- The hoardings around the construction site will be temporary barriers or fences placed around construction site. This will keep the public safe from construction hazards, minimizing dust and debris and provide site security for valuable tools, machinery and materials.
- The hoardings will be made from plywood and be approximately 3-4m in height. This will protect the public and workers from hazards on site. It will prevent unauthorized access to the site and reduces the risk of theft.
- 
- The hoardings will include designated entry points or gates for workers and contractors. These entryways will be securely locked to prevent unauthorized access.
- Hoardings are usually fitted with reflective tapes and warning signs. They may also have mesh inserts to improve visibility, details are indicated on plan.

6. Vehicle routing and site access

a. Most deliveries will take route A below from the main M4 then use Bath Road to approach the Reading. The route will turn left on to Honey End Lane at the end of which turn left on to The Meadway which then becomes Tilehurst Road until left into Water Road.:

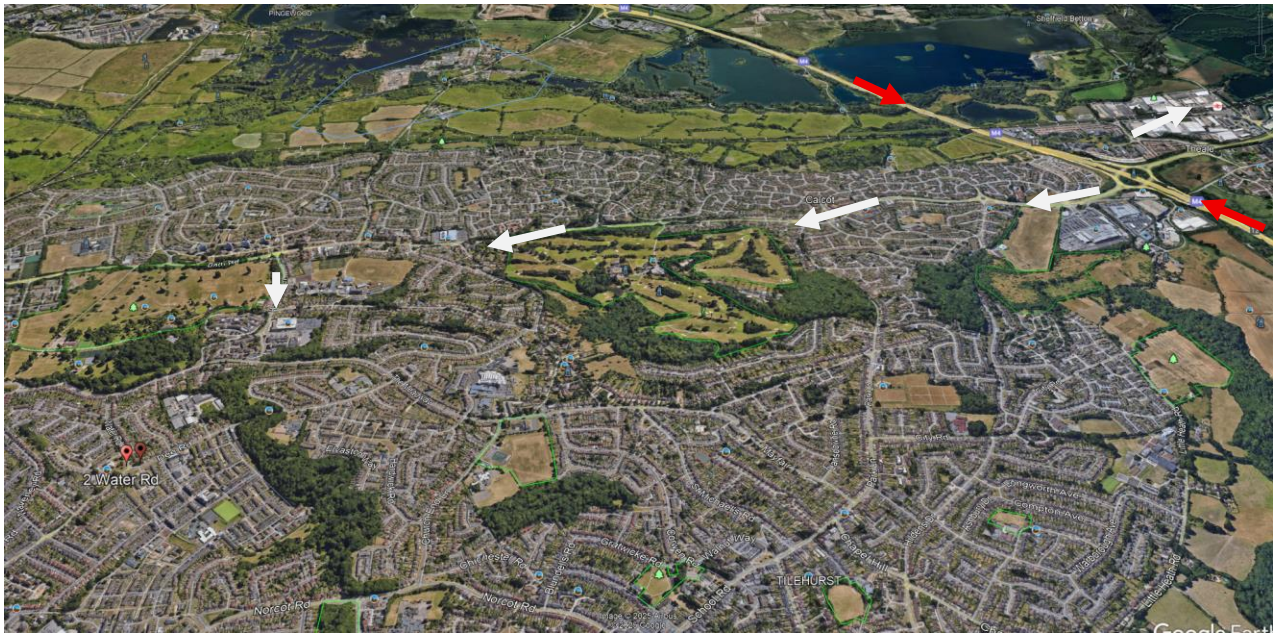

**RM DMS**
85-90 Paul Street
London
EC2A 4NE

| | |
|---|---|
| Job ref | :25063 |
| Sheet | : 25063 / **13 -** |
| Made By | : |
| Date | **:31 March 2026** |
| Checked | **:** |
| Approved | : |

The route back to the motorway will retrace these steps using the round about to turn vehicles if necessary.

7. Strategies to reduce impacts

   a. Deliveries will be undertaken where possible outside rush hour traffic time i.e. between the hours of 10am and 3pm and in a last-minute timing to avoid trucks waiting.
   b. Site operatives will be encouraged to use public transport to reduce traffic and avoid parking around the site.
   c. Tire washing facilities will be used to prevent site debris being deposited onto the highway.
   d. All deliveries where possible will be unloaded on site to reduce obstructions on the highway.
   e. Cooperation where possible with adjoining construction sites to share transport and deliveries will be sort to reduce traffic movements.
   f. Deliveries are to be made, if possible, by TfL's Freight Operator Recognition Scheme (FORS) and are FORS Silver accredited or better.
   g. All necessary traffic orders and other permissions required to allow safe access to the site to be secured and implemented prior to commencement of construction works.
   h. The contractor will commit to sweep adjacent roads when required and at the request of the council
   i. Where possible smaller vehicles will be used for deliveries.

**RM DMS**
85-90 Paul Street
London
EC2A 4NE

| | |
|---|---|
| Job ref | :25063 |
| Sheet | : 25063 / **14 -** |
| Made By | : |
| Date | **:31 March 2026** |
| Checked | **:** |
| Approved | : |

8. Estimated vehicle movements

Based on the programme the below gives a broad time table of likely movements and deliveries:

| Task | Month 1 |
|---|---|
| | |
| Month 1 | 34 |
| Month 2 | 49 |
| Month 3 | 47 |
| Month 4 | 54 |
| Month 5 | 52 |
| Month 6 | 53 |
| Month 7 | 53 |
| Month 8 | 53 |
| Month 9 | 63 |
| Month 10 | 54 |
| Month 11 | 60 |
| Month 12 | 61 |
| Month 13 | 35 |
| Month 14 | 29 |
| Month 15 | 29 |
| Month 16 | 24 |
| Month 17 | 20 |
| Month 18 | 20 |
| Month 19 | 21 |
| Month 20 | 16 |

Types of vehicles will be kept where ever possible to 7 Tonne vehicles which will include the following:

7 Tonne Curtain Waller Truck.

**RM DMS**

85-90 Paul Street
London
EC2A 4NE

| | |
|---|---|
| Job ref | :25063 |
| Sheet | : 25063 / **15 -** |
| Made By | : |
| Date | **:31 March 2026** |
| Checked | **:** |
| Approved | : |

7 Tonne Flatbed Wagon

Skip Wagon

Transit van

Small concrete wagons may be available

Larger ones may only be available however.

9. Implementing, monitoring and updating

    a. The contractor and developer will be contracted to commit to weekly assessments on the effects of deliveries and record and track the success of deliveries as well as the implementation of improvements.

    b. The results from this assessment will be recorded and reviewed at following assessments.

**RM DMS**
85-90 Paul Street
London
EC2A 4NE

| | |
|---|---|
| Job ref | :25063 |
| Sheet | : 25063 / **17 -** |
| Made By | : |
| Date | **:31 March 2026** |
| Checked | **:** |
| Approved | : |

## 10. SOUND MANAGEMENT

### a. Planning and Scheduling

Local authority limits for construction work will be maintained. If possible, loudest activities (like pile driving or concrete breaking) will avoid early in the morning, late in the evening, or on weekends.

"Just in Time" Delivery: Coordinate material deliveries will be implemented to minimize the time trucks are idling or manoeuvring loudly near residences.

### b. On-Site Noise Control

These methods will be adapted:

Noise Barriers and Hoardings:

Erection of temporary acoustic barriers (noise walls) around the perimeter of the site, especially in the direction of the closest residents. These are much more effective than standard solid hoardings.

Localized noise screens or blankets around particularly loud pieces of equipment (like generators or compressors) will be employed.

Equipment Control:

The use of modern, quietized equipment (e.g., equipment with noise-suppression features) will be used and all machinery will be well-maintained, as worn-out parts can generate excessive noise.

Equip machinery with broadband (or "white noise") reversing alarms instead of traditional beeping alarms will be used.

Equipment will be turned off when it's not in use; do not allow idling.

Alternative Construction Methods: Where possible, substitute inherently loud activities with quieter ones will be encouraged:

### c. Communication and Resident Engagement

A proactive approach to communication will be employed even when noise is unavoidable.

Advance Notification:

Local residents will be advised well in advance of particularly noisy phases of work, providing specific dates and times.

Feedback Mechanism: Create a clear, easy-to-use system (phone number, email) for residents to report noise issues. Log all complaints and detail the actions taken to address them.

d. In summery the following items will be ensured to be in place to avoid sound pollution from leaving the sites curtilage.

- No reverse beepers (white noise only) for site vehicles.
- Fixed plant to be installed as far from reseptors as is possible.
- Working hours between 8am to 5pm Monday to Friday and 9am and 1pm Saturdays no works on Sundays or Bank Holidays.
- Plant turned off when not in use.
- Drop height of materials kept to a minimum.
- Well maintaned tools to be used.
- Briefing to site operatives to minimise noise. Document briefings.
- Inform neighbour's of upcoming noisy operations.
- As previously mentioned hoarding to have contact details of site manager to allow them to easily raise concerns and ensure documentation system in place for such dialog.
- No radios to be heard off site

## 11. DUST MANAGEMENT

Dust management will be managed in accordance with the following plan:

a. This Dust Management Plan sets out the procedures and control measures implemented to minimise dust emissions and protect:

- Site workers
- Neighbouring properties
- Public areas
- Environment and air quality

The plan follows guidance from:

- HSE Construction Dust Guidance (CIS36)
- Control of Substances Hazardous to Health Regulations (COSHH)
- Local Authority Environmental Health requirements

### b. Description of Works

The project involves:

- Groundworks
- Excavation
- Concrete works
- Brick/block cutting
- Material handling
- Vehicle movements
- General construction activities

**RM DMS**
85-90 Paul Street
London
EC2A 4NE

| | |
|---|---|
| Job ref | :25063 |
| Sheet | : 25063 / **19 -** |
| Made By | : |
| Date | **:31 March 2026** |
| Checked | **:** |
| Approved | : |

## c. Dust Risk Assessment

Potential Dust Sources

| Activity | Dust Risk |
|---|---|
| Excavation & earthworks | Medium |
| Cutting concrete / masonry | High |
| Demolition works | High |
| Material stockpiling | Medium |
| Vehicle movement | Medium |
| Loading/unloading materials | Medium |

## d. Dust Control Measures

### i. Water Suppression

The following measures will be used:

- Damping down working areas during dry conditions
- Water spraying during cutting and demolition
- Use of mist spray equipment where required
- Use of water bowser or mains supply

### ii. Dust Suppression Equipment

The site will use:

- Portable mist sprayers
- Water hoses and spray attachments
- Tool-mounted dust extraction units (M or H Class)
- Wet cutting equipment

### iii. Stockpile & Material Controls

- Loose materials stored in designated areas
- Stockpiles damped down during dry or windy weather
- Fine materials covered when not in use
- Minimisation of drop heights during material handling

### iv. Vehicle & Traffic Management

- Wheel cleaning before vehicles leave site
- Haul roads damped during dry weather
- Hard surfaced access routes.

**RM DMS**
85-90 Paul Street
London
EC2A 4NE

| | |
|---|---|
| Job ref | :25063 |
| Sheet | : 25063 / **20 -** |
| Made By | : |
| Date | **:31 March 2026** |
| Checked | **:** |
| Approved | : |

### v. Demolition & Cutting Controls

- Wet cutting techniques used
- Local extraction fitted to cutting tools
- Dust screens or sheeting installed where required
- Work stopped during excessive wind if dust cannot be controlled

### vi. Silica Dust Control (RCS)

Where works involve silica containing materials such as concrete or brick:

- Wet cutting methods will be used
- Dust extraction fitted to tools
- Workers provided with FFP3 respiratory protection
- Training provided in dust hazard awareness

### vii. Monitoring Procedures

Site management will:

- Carry out daily visual inspections
- Monitor dust levels at site boundaries
- Record complaints and corrective actions
- Increase suppression measures during dry or windy weather

### viii. Weather Monitoring

Dust control will be increased during:

- High winds
- Dry weather
- Extended hot periods

Works may be temporarily stopped if dust cannot be adequately controlled.

### ix. Training & Awareness

All site personnel will receive:

- Dust hazard awareness training
- Tool and equipment training
- PPE training
- Site induction including dust control procedures

**RM DMS**
85-90 Paul Street
London
EC2A 4NE

| | |
|---|---|
| Job ref | :25063 |
| Sheet | : 25063 / **21 -** |
| Made By | : |
| Date | **:31 March 2026** |
| Checked | **:** |
| Approved | : |

## x. Personal Protective Equipment (PPE)

Where required, workers will use:

- FFP3 dust masks
- Eye protection
- Protective clothing
- Gloves

## xi. Complaints Procedure

Any dust complaints from the public will be:

- Recorded immediately
- Investigated by site management
- Control measures reviewed and improved if necessary

## xii. Responsibilities

Site Manager

- Ensure plan is implemented
- Monitor compliance
- Arrange training
- Maintain records

Site Operatives

- Follow dust control procedures
- Use equipment and PPE correctly
- Report issues immediately

xiii. Emergency Procedures

If excessive dust is generated:

- Stop work immediately
- Apply additional suppression
- Review control measures
- Notify site manager
- Record incident

xiv. Review of Plan

This plan will be reviewed:

- Monthly
- After major site changes
- Following complaints or incidents

## 12. RODENT CONTROL DURING DEMOLITION WORKS

a. Scope of Works

This method statement outlines the procedures to be implemented to identify, control, and prevent the spread of rodents during demolition works at the above site.

The aim is to:

- Prevent migration of rodents to surrounding properties
- Protect site personnel and the public from health risks
- Comply with UK legislation and local authority requirements

b. Relevant Legislation & Guidance

Works will be carried out in accordance with:

- Health and Safety at Work etc. Act 1974
- Control of Substances Hazardous to Health Regulations 2002 (COSHH)
- Control of Pesticides Regulations 1986 (as amended)
- Wildlife and Countryside Act 1981
- Prevention of Damage by Pests Act 1949
- Environmental Protection Act 1990
- HSE Guidance on Pest Control
- Local Authority Environmental Health requirements

c. Responsibilities

Site Manager

- Ensure rodent control measures are implemented before demolition begins
- Liaise with pest control contractor and Environmental Health

- Ensure workforce awareness

Pest Control Contractor (BPCA / RSPH Qualified)

- Undertake site survey
- Install and maintain bait stations / traps
- Provide monitoring records
- Remove bait stations once infestation is cleared

Site Operatives

- Report signs of rodent activity immediately
- Maintain good housekeeping standards

d. Pre-Demolition Procedure

i. Site Survey

- A professional pest control contractor will undertake a full site inspection.
- Identify signs of infestation (droppings, burrows, gnawing, nests).

ii. Notification

- Inform Local Authority Environmental Health if required.
- Notify neighbouring properties where appropriate.

iii. Baiting Programme (Pre-Demolition)

- Secure, tamper-resistant bait stations installed internally and externally.
- Baiting period to run for minimum 2–3 weeks prior to demolition.
- Weekly inspections and replenishment as required.
- Detailed records maintained.

iv. Monitoring

- Continue until bait uptake significantly reduces.
- Only proceed with structural demolition once infestation is controlled.

e. Control Measures During Demolition

- Phased demolition to prevent sudden dispersal.
- Continue perimeter baiting throughout demolition.
- Inspect exposed voids, basements, and drainage runs.
- Immediate treatment of any newly identified infestations.
- Waste to be removed promptly and stored in covered skips.
- No accumulation of food waste on site.

If significant rodent activity is discovered:

- Stop works in affected area.
- Inform Site Manager.
- Pest contractor to attend immediately.

f. Environmental & Public Protection

- Bait stations secured and clearly marked.
- No loose poison to be used.
- Protection of non-target species (including birds and pets).
- Drain covers to be checked and sealed where possible.
- Maintain secure hoarding around site perimeter.

g. Health & Safety

i. Risks:

- Leptospirosis (Weil's disease)
- Salmonella
- Bites and scratches
- Exposure to rodenticides

h. Control Measures:

- Operatives to wear suitable PPE (gloves, coveralls, RPE if required).
- Hand washing facilities provided.
- COSHH assessments for rodenticides available on site.
- Toolbox talk delivered on rodent awareness and hygiene.
- First aid provision available.

i. Waste Management

- Dead rodents to be removed by licensed pest contractor.
- Disposal in accordance with Duty of Care requirements.
- Contaminated materials double-bagged and disposed of appropriately.
- Waste transfer notes retained.

j. Completion

- Final inspection by pest control contractor.
- Removal of all bait stations.
- Confirmation report issued.
- Ongoing monitoring if site transitions to construction phase.

k. Emergency Procedure

**RM DMS**
85-90 Paul Street
London
EC2A 4NE

| | |
|---|---|
| Job ref | :25063 |
| Sheet | : 25063 / **25 -** |
| Made By | : |
| Date | **:31 March 2026** |
| Checked | **:** |
| Approved | : |

If large-scale infestation or public health risk occurs:

- Stop demolition works.
- Secure area.
- Notify Environmental Health.
- Implement emergency pest control response.

13. Trees Protection.

    a. Tree protection areas have been indicated from the Arboricultural Method Statement for the protection of the trees to the site establishment plan on page 8 of this document prepared by SJA Trees (Arboricultural Planning Consultants).

    b. The preparation and management of the trees protection equipment should be undertaken in accordance with the said document by SJA Trees.

14. Conclusion

    a. The proposed works are able to be undertaken whilst staying within the guidelines of the local authority.

Author



**Richard Millar**
*I Eng AMI Struct E*
**Proprietor and Structural Engineer**

**RM DMS**
85-90 Paul Street
London
EC2A 4NE

| | |
|---|---|
| Job ref | :25063 |
| Sheet | : 25063 / **26 -** |
| Made By | : |
| Date | **:31 March 2026** |
| Checked | **:** |
| Approved | : |

Appendix

Queries from planners:

**a) Space on site where vehicles of site operatives and visitors can be parked with details of how site operatives and visitors will be required to make use of the parking area provided;**

It is stated that some staff parking will be possible on site however staff will be encouraged to use public transport to site. However, the method statement does not address how the limited number of parking spaces will be managed to ensure that there is no overspill of contractor parking on the surrounding roads. The method statement must state that no contractor parking will take place on the public highway at any time during the demolition or construction period – See Note on Page 8

**b) Location of loading and unloading of plant and materials;**

The method statement plan illustrates that a designated area will be provided on-site for offloading materials. A compound for material storage is also located within the confines of the site.

This is shown on site set up plan page 8.

However, the method statement does not address how vehicles will safely enter/leave the site. It is highly likely that vehicles will reverse into the site to unload, therefore, the method statement should confirm that the site foreman/marshall will safely manoeuvre vehicles into the site.

See page 9 section 4 for method statement on reversing off road.

**RM DMS**
85-90 Paul Street
London
EC2A 4NE

| | |
|---|---|
| Job ref | :25063 |
| Sheet | : 25063 / **27 -** |
| Made By | : |
| Date | **:31 March 2026** |
| Checked | **:** |
| Approved | : |

Incorrect floor plans have been provided in the revised CLP S&D document. The revised document has not included all of the information as provided in the table previously – which is a requirement from the RBC EP team. See updated plan page 8

| | | |
|---|---|---|
| Noise controls minimum requirements<br><br>All on page 18 | | No reverse beepers (white noise only) for site vehicles<br><br>No Radios to be heard off site.<br><br>Fixed plant as far from receptors as possible<br><br>Working hours consistent with hours of work condition – no hours are listed<br><br>Plant turned off when not in use<br><br>Drop height of materials minimised<br><br>Well maintained tools used<br><br>Briefing of site operators to minimise noise – only resident comms, no briefing comments<br><br>Inform neighbours before particularly noisy activities<br><br>Display contact details for neighbours to raise issues – doesn't state that the details will be provided on the hoarding |
| Dust controls minimum requirements<br><br>All on Page 18 section 11 | | Covered skips and waste piles<br><br>Use of hoarding/screening – not stated as dust screens<br><br>Use of extraction attachment on tools<br><br>Damping down in dry weather – partial – no weather triggers are provided |
| Pest control minimum requirements if demolition is involved<br><br>All in Page 22 Section 12 | | Cap off redundant drains<br><br>Baiting where evidence of pests |

**RM DMS**
85-90 Paul Street
London
EC2A 4NE

| | |
|---|---|
| Job ref | :25063 |
| Sheet | : 25063 / **28 -** |
| Made By | : |
| Date | **:31 March 2026** |
| Checked | **:** |
| Approved | : |