North

Proposed Boundary Line in Red

90 Stone Street Boundary Line in Blue

OS MasterMap 1250/2500/10000 scale
ID: MPMBW-01241576
www.blackwellmapping.co.uk
Centre: 468769 E, 174227 N
©Crown Copyright Ordnance Survey. Licence no. 100041041

Location Plan

1 : 1250

25m 125m

HAUS FRAME

PROJECT INFORMATION

90 Stone Street,
Reading,
RG30 1HU

STATUS

Stage Concept Design/ Planning

SHEET

Location Plan

CLIENT

Mr H B

DATE

06.03.26

DRAWING NUMBER

HB_001

SCALE (@ A3)

1 : 1250

REV

VA DRAWN BY

NOTES
ALL DRAWINGS TO BE PRINTED AT 100% SCALE.
DO NOT FIT TO PRINTER MARGINS WHEN PRINTING.
1. This drawing is copyright of HAUS Frame Architects & Designers. Reproduction is only to take place with written authority.
2. These plans are subject to Planning & Building Regulation Approval or any other statute in law before building work commences.
3. Any structural work where mentioned on this drawing is subject to a qualified structural and civil engineer calculations before building work commences.
4. These drawings are intended for Building Control purposes only, drawings marked preliminary have not been approved by Building Control. Construction drawings can be supplied separately.
5. Only Local Authority Planning Departments may scale dimensions from the drawings.
6. All dimensions to be checked on site by contractor prior to commencement of work, or the placement of any orders. Any discrepancies are to be brought to the attention of HAUS Frame Architects & Designers for rectification.
7. All boundaries are assumed. To be confirmed on site before building work commences.

HAUS FRAME
ARCHITECTS & DESIGNERS

a. 6 Simmonds Close
Bracknell
RG42 1FL

m. 07400022422

e. valentina.antoniuc@hausframe.com
w.www.hausframe.com

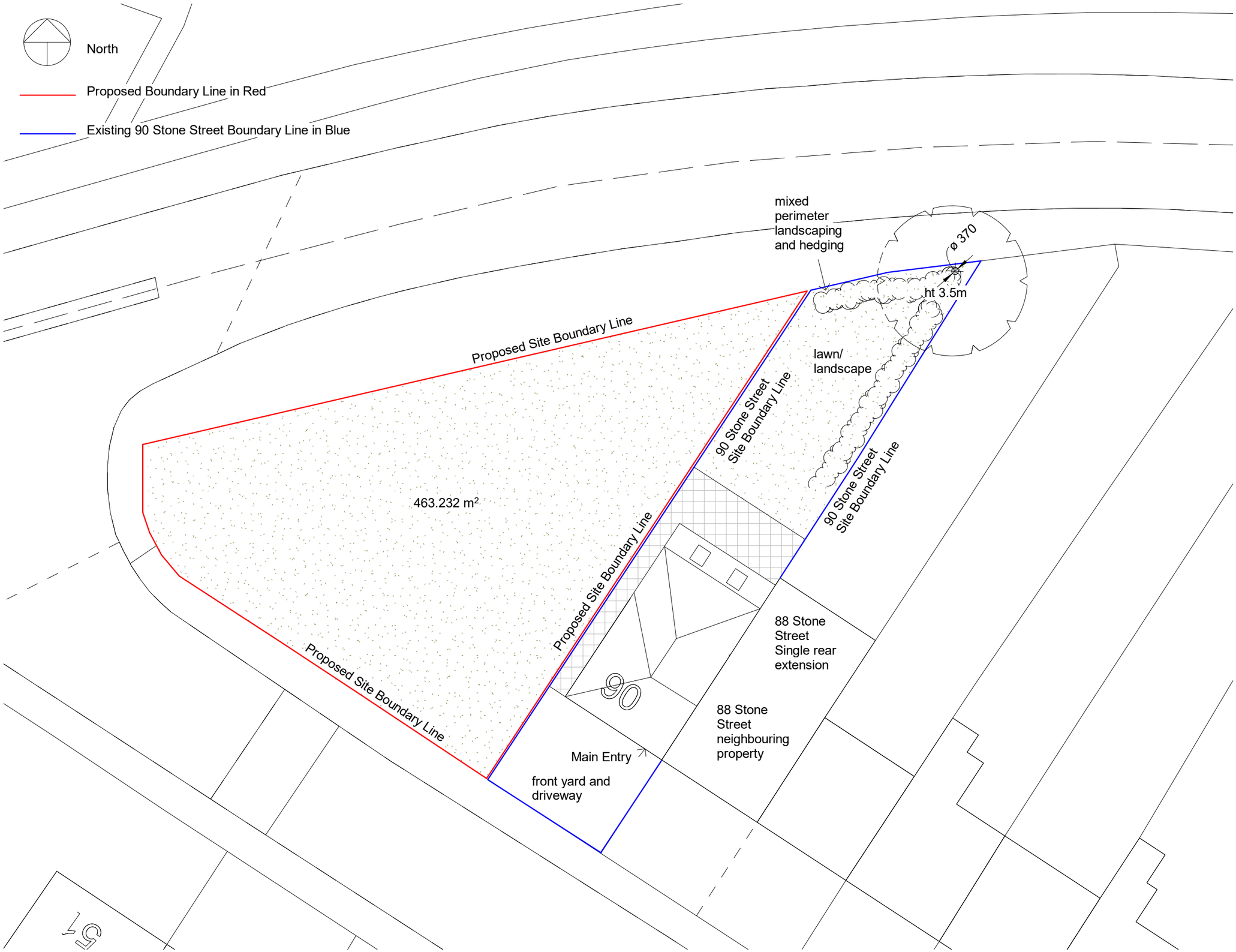

Existing Site Plan

1 : 200

5m 20m

HAUS FRAME

PROJECT INFORMATION

90 Stone Street,
Reading,
RG30 1HU

STATUS

Stage Concept Design/ Planning

SHEET

Existing Site Plan

CLIENT

Mr H B

DATE

06.03.26

DRAWING NUMBER

HB_002

SCALE (@ A3)

1 : 200

REV

VA

DRAWN BY

NOTES
ALL DRAWINGS TO BE PRINTED AT 100% SCALE.
DO NOT FIT TO PRINTER MARGINS WHEN PRINTING.

1. This drawing is copyright of HAUS Frame Architects & Designers. Reproduction is only to take place with written authority.

2. These plans are subject to Planning & Building Regulation Approval or any other statute in law before building work commences.
3. Any structural work where mentioned on this drawing is subject to a qualified structural and civil engineer calculations before building work commences.
4. These drawings are intended for Building Control purposes only, drawings marked preliminary have not been approved by Building Control. Construction drawings can be supplied separately.
5. Only Local Authority Planning Departments may scale dimensions from the drawings.
6. All dimensions to be checked on site by contractor prior to commencement of work, or the placement of any orders. Any discrepancies are to be brought to the attention of HAUS Frame Architects & Designers for rectification.
7. All boundaries are assumed. To be confirmed on site before building work commences.

HAUS FRAME
ARCHITECTS & DESIGNERS

a. 6 Simmonds Close
Bracknell
RG42 1FL

m. 07400022422

e. valentina.antoniuc@hausframe.com
w.www.hausframe.com

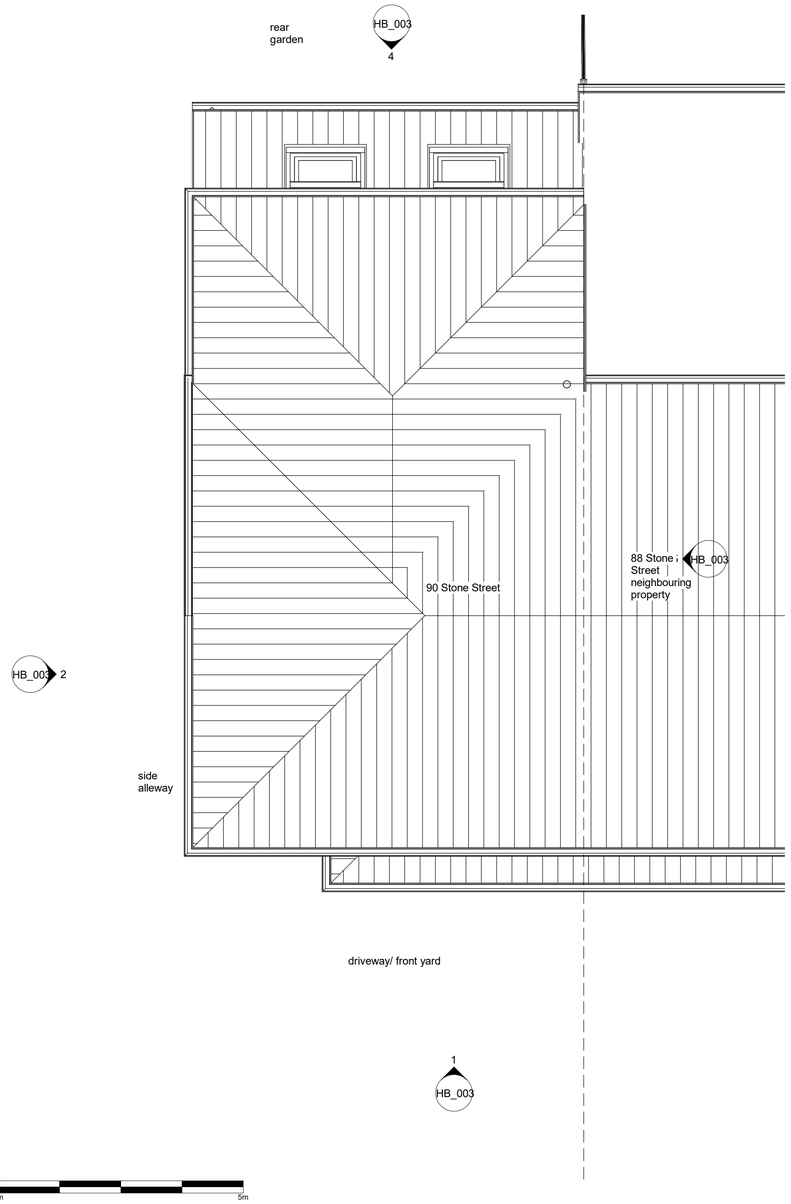

Existing Roof Plan
1 : 50

Existing Front Elevation
1 : 100

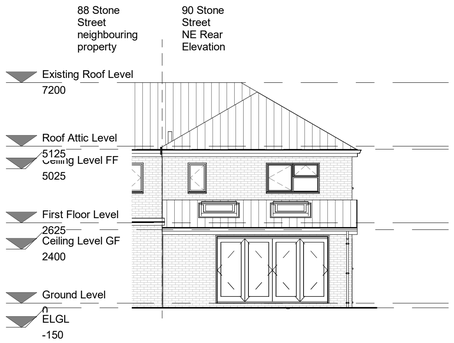

Existing Rear Elevation
1 : 100

Existing NW Side Elevation
1 : 100

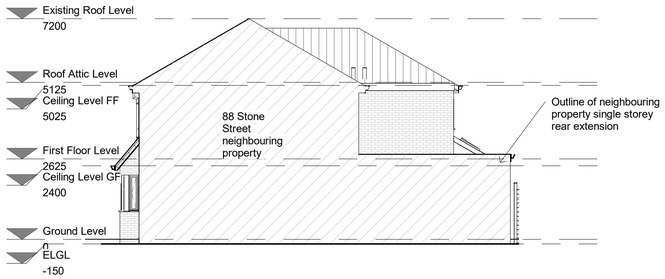

Existing SE Side Elevation
1 : 100

HAUS FRAME

PROJECT INFORMATION

90 Stone Street,
Reading,
RG30 1HU

STATUS

Stage Concept Design/ Planning

SHEET

Existing Floor Plans
and Elevations

CLIENT

Mr H B

DATE

06.03.26

DRAWING NUMBER

HB_003

SCALE (@ A1)

As indicated

REV

VA

DRAWN BY

NOTES
ALL DRAWINGS TO BE PRINTED AT 100% SCALE.
DO NOT FIT TO PRINTER MARGINS WHEN PRINTING.

1. This drawing is copyright of HAUS Frame Architects & Designers. Reproduction is only to take place with written authority.
2. These plans are subject to Planning & Building Regulation Approval or any other statute in law before building work commences.
3. Any structural work where mentioned on this drawing is subject to a qualified structural and civil engineer calculations before building work commences.
4. These drawings are intended for Building Control purposes only, drawings marked preliminary have not been approved by Building Control. Construction drawings can be supplied separately.
5. Only Local Authority Planning Departments may scale dimensions from the drawings.
6. All dimensions to be checked on site by contractor prior to commencement of work, or the placement of any orders. Any discrepancies are to be brought to the attention of HAUS Frame Architects & Designers for rectification.
7. All boundaries are assumed. To be confirmed on site before building work commences.

HAUS FRAME
ARCHITECTS & DESIGNERS
a. 6 Simmonds Close
Bracknell
RG42 1FL
m. 07400022422
e. valentina.antoniuc@hausframe.com
w.www.hausframe.com

Proposed Site
1 : 100

HAUS FRAME

PROJECT INFORMATION

90 Stone Street,
Reading,
RG30 1HU

STATUS

SHEET

Proposed Site Plan

CLIENT

Mr H B

DATE

06.03.26

DRAWING NUMBER

HB_004

SCALE (@ A1)

1 : 100

REV

VA

DRAWN BY

NOTES
ALL DRAWINGS TO BE PRINTED AT 100% SCALE.
DO NOT FIT TO PRINTER MARGINS WHEN PRINTING.

1. This drawing is copyright of HAUS Frame Architects & Designers. Reproduction is only to take place with written authority.
2. These plans are subject to Planning & Building Regulation Approval or any other statute in law before building work commences.
3. Any structural work where mentioned on this drawing is subject to a qualified structural and civil engineer calculations before building work commences.
4. These drawings are intended for Building Control purposes only, drawings marked preliminary have not been approved by Building Control. Construction drawings can be supplied separately.
5. Only Local Authority Planning Departments may scale dimensions from the drawings.
6. All dimensions to be checked on site by contractor prior to commencement of work, or the placement of any orders. Any discrepancies are to be brought to the attention of HAUS Frame Architects & Designers for rectification.
7. All boundaries are assumed. To be confirmed on site before building work commences.

HAUS FRAME
ARCHITECTS & DESIGNERS
a. 6 Simmonds Close
Bracknell
RG42 1FL
m. 07400022422
e. valentina.antoniuc@hausframe.com
w.www.hausframe.com

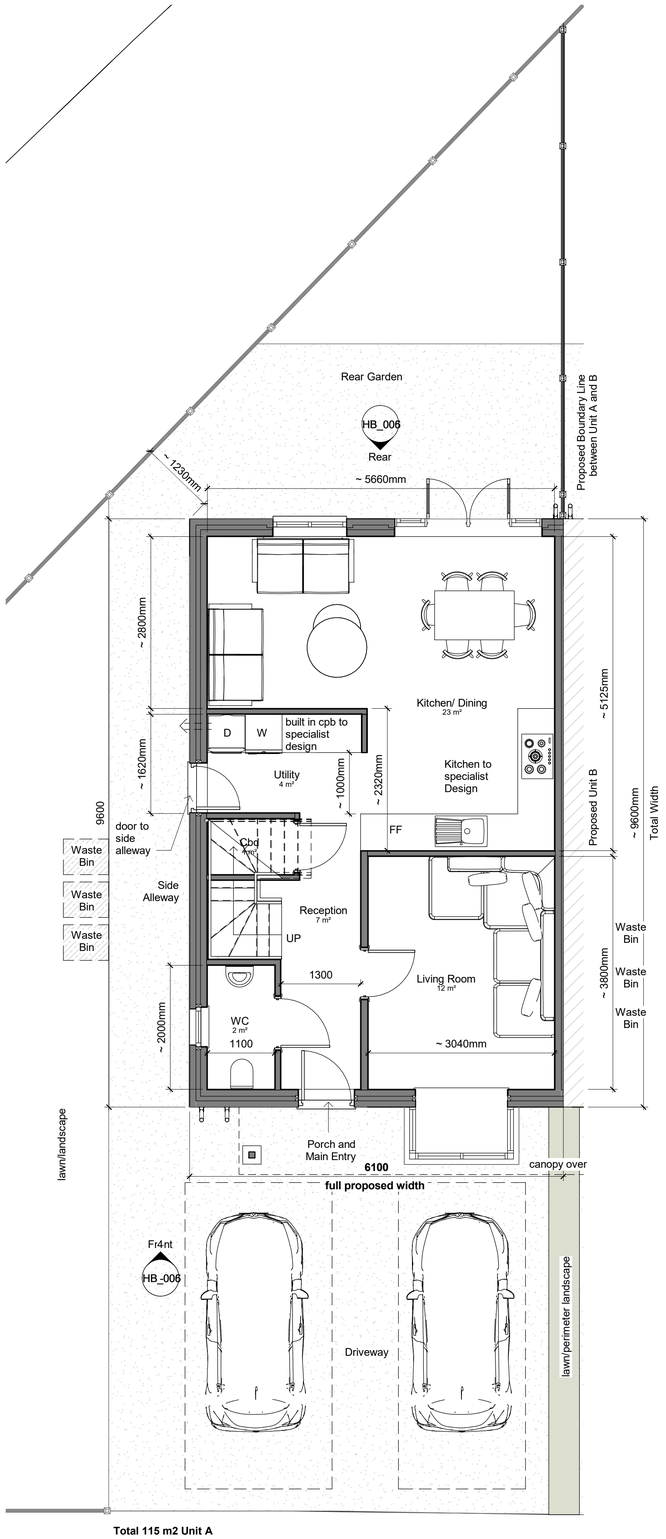

A_Ground Level

1 : 50

Public Footpath

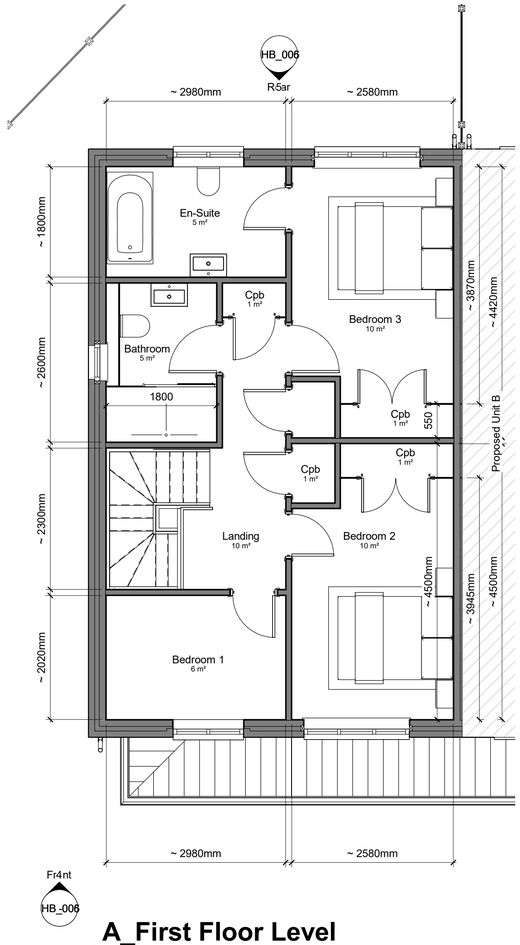

A_First Floor Level

1 : 50



A_Roof Level

1 : 50

A_Front Elevation

1 : 50

A_Rear Elevation

1 : 50

1m 5m

HAUS FRAME

PROJECT INFORMATION

90 Stone Street,
Reading,
RG30 1HU

STATUS

SHEET

Proposed New Build
Plans and El 90A

CLIENT

Mr H B

DATE

06.03.26

DRAWING NUMBER

HB_005

SCALE (@ A1)

1 : 50

REV

VA

DRAWN BY

NOTES
ALL DRAWINGS TO BE PRINTED AT 100% SCALE.
DO NOT FIT TO PRINTER MARGINS WHEN PRINTING.

1. This drawing is copyright of HAUS Frame Architects & Designers. Reproduction is only to take place with written authority.
2. These plans are subject to Planning & Building Regulation Approval or any other statute in law before building work commences.
3. Any structural work where mentioned on this drawing is subject to a qualified structural and civil engineer calculations before building work commences.
4. These drawings are intended for Building Control purposes only, drawings marked preliminary have not been approved by Building Control. Construction drawings can be supplied separately.
5. Only Local Authority Planning Departments may scale dimensions from the drawings.
6. All dimensions to be checked on site by contractor prior to commencement of work, or the placement of any orders. Any discrepancies are to be brought to the attention of HAUS Frame Architects & Designers for rectification.
7. All boundaries are assumed. To be confirmed on site before building work commences.

HAUS FRAME
ARCHITECTS & DESIGNERS
a. 6 Simmonds Close
Bracknell
RG42 1FL
m. 07400022422
e. valentina.antoniuc@hausframe.com
w.www.hausframe.com

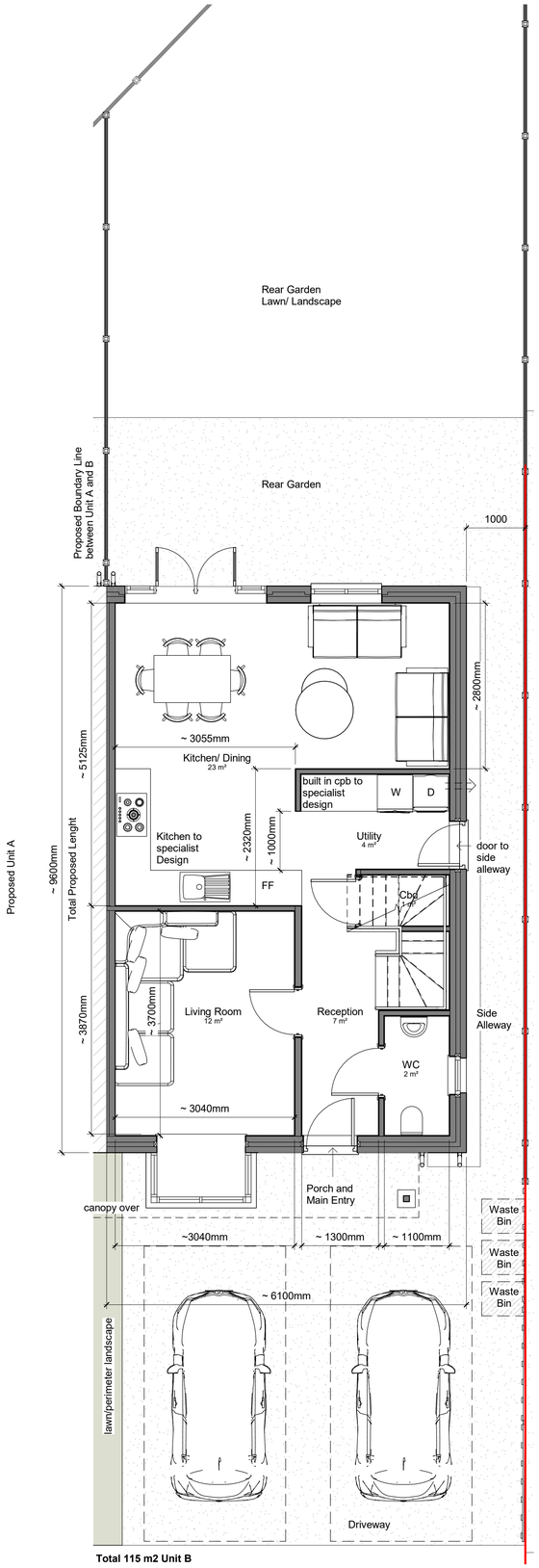

Total 115 m2 Unit B

B_Ground Floor Plan

1 : 50

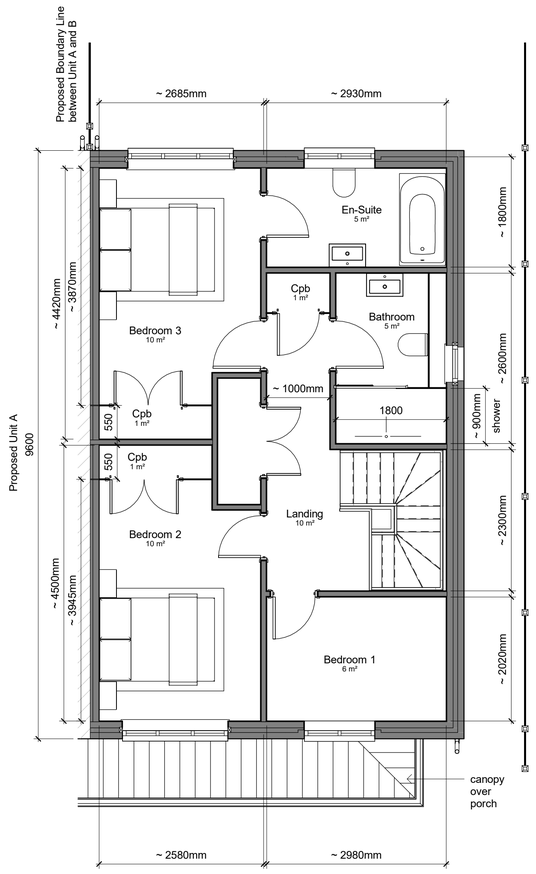

B_First Floor Level

1 : 50

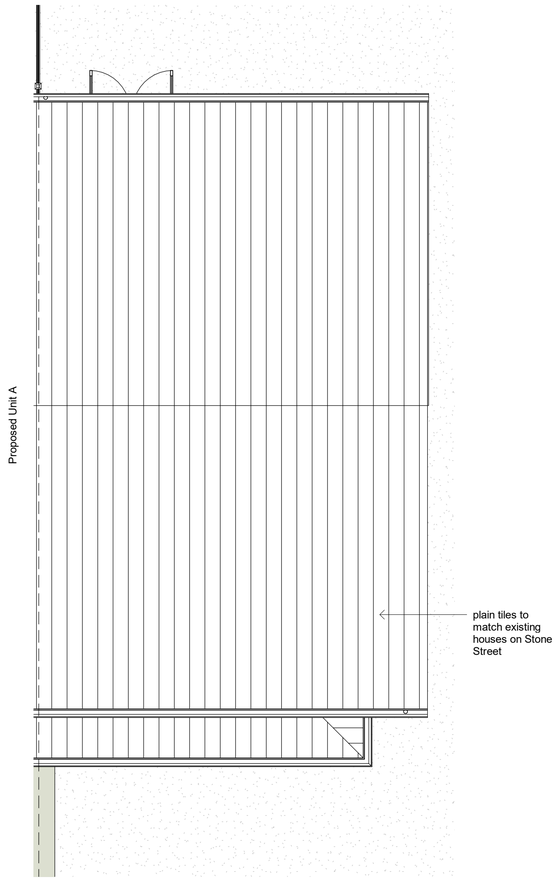

B_Roof Level

1 : 50

B_Front Elevation

1 : 50

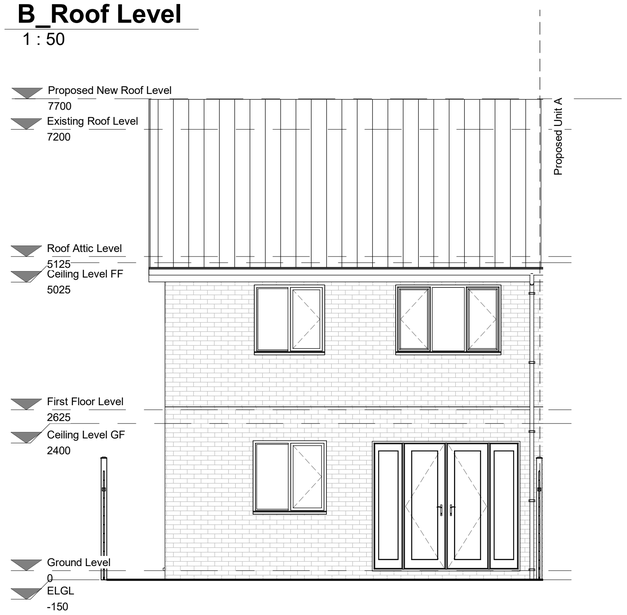

B_Rear Elevation

1 : 50

1m 5m

HAUS FRAME

PROJECT INFORMATION

90 Stone Street,
Reading,
RG30 1HU

STATUS

SHEET

Proposed New Build
Plans and El 90B

CLIENT

Mr H B

DATE

06.03.26

DRAWING NUMBER

HB_006

SCALE (@ A1)

1 : 50

REV

VA

DRAWN BY

NOTES
ALL DRAWINGS TO BE PRINTED AT 100% SCALE.
DO NOT FIT TO PRINTER MARGINS WHEN PRINTING.

1. This drawing is copyright of HAUS Frame Architects & Designers. Reproduction is only to take place with written authority.
2. These plans are subject to Planning & Building Regulation Approval or any other statute in law before building work commences.
3. Any structural work where mentioned on this drawing is subject to a qualified structural and civil engineer calculations before building work commences.
4. These drawings are intended for Building Control purposes only, drawings marked preliminary have not been approved by Building Control. Construction drawings can be supplied separately.
5. Only Local Authority Planning Departments may scale dimensions from the drawings.
6. All dimensions to be checked on site by contractor prior to commencement of work, or the placement of any orders. Any discrepancies are to be brought to the attention of HAUS Frame Architects & Designers for rectification.
7. All boundaries are assumed. To be confirmed on site before building work commences.

HAUS FRAME
ARCHITECTS & DESIGNERS
a. 6 Simmonds Close
Bracknell
RG42 1FL
m. 07400022422
e. valentina.antoniuc@hausframe.com
w.www.hausframe.com

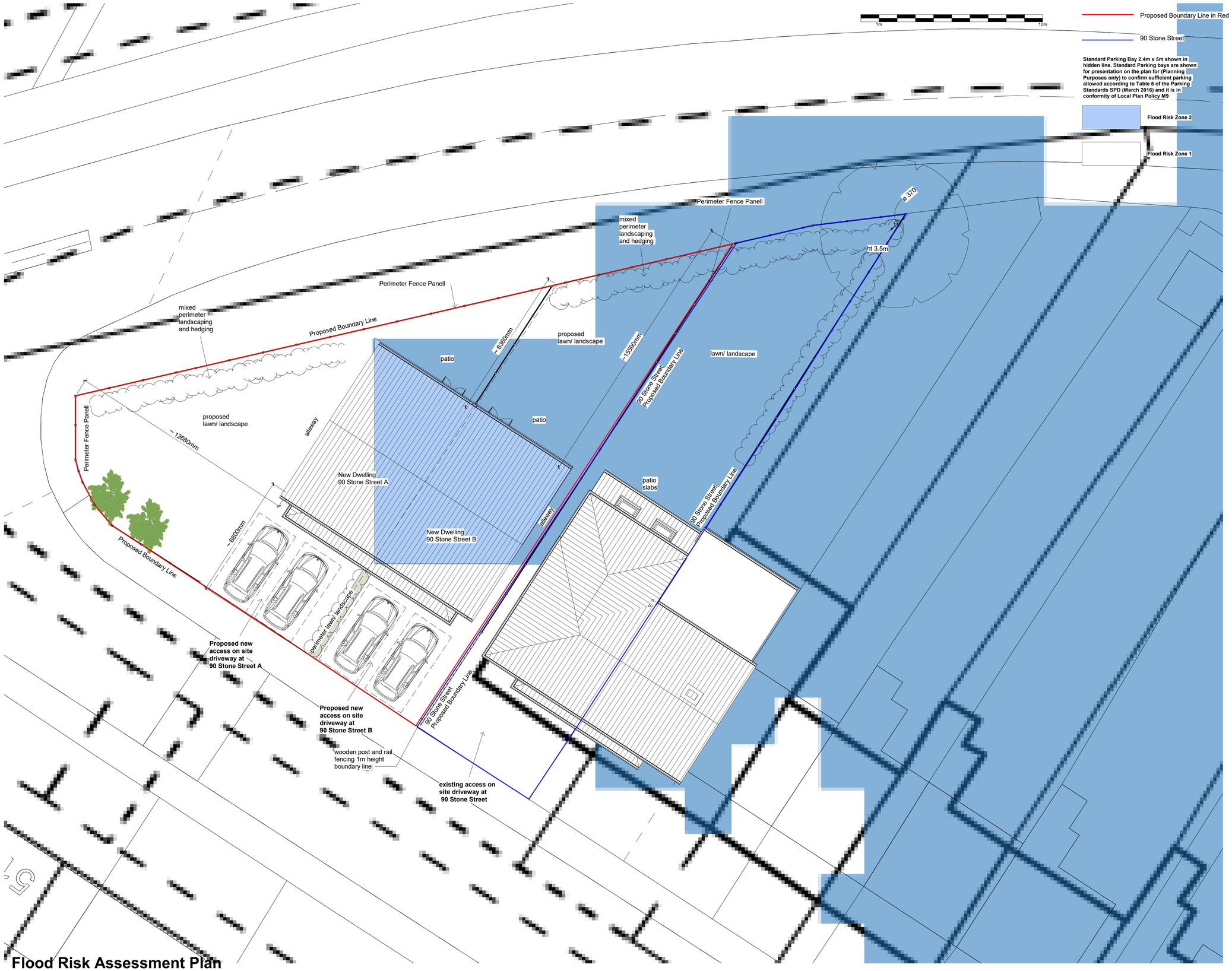

Flood Risk Assessment Plan

1 : 100

HAUS FRAME

PROJECT INFORMATION

90 Stone Street,
Reading,
RG30 1HU

STATUS

SHEET

Flood Risk Assessment

CLIENT

Mr H B

DATE

06.03.26

DRAWING NUMBER

HB_007

SCALE (@ A1)

1 : 100

REV

VA

DRAWN BY

NOTES
ALL DRAWINGS TO BE PRINTED AT 100% SCALE.
DO NOT FIT TO PRINTER MARGINS WHEN PRINTING.

1. This drawing is copyright of HAUS Frame Architects & Designers. Reproduction is only to take place with written authority.

2. These plans are subject to Planning & Building Regulation Approval or any other statute in law before building work commences.
3. Any structural work where mentioned on this drawing is subject to a qualified structural and civil engineer calculations before building work commences.
4. These drawings are intended for Building Control purposes only, drawings marked preliminary have not been approved by Building Control. Construction drawings can be supplied separately.
5. Only Local Authority Planning Departments may scale dimensions from the drawings.
6. All dimensions to be checked on site by contractor prior to commencement of work, or the placement of any orders. Any discrepancies are to be brought to the attention of HAUS Frame Architects & Designers for rectification.
7. All boundaries are assumed. To be confirmed on site before building work commences.

HAUS FRAME
ARCHITECTS & DESIGNERS
a. 6 Simmonds Close
Bracknell
RG42 1FL
m. 07400022422
e. valentina.antoniuc@hausframe.com
w.www.hausframe.com

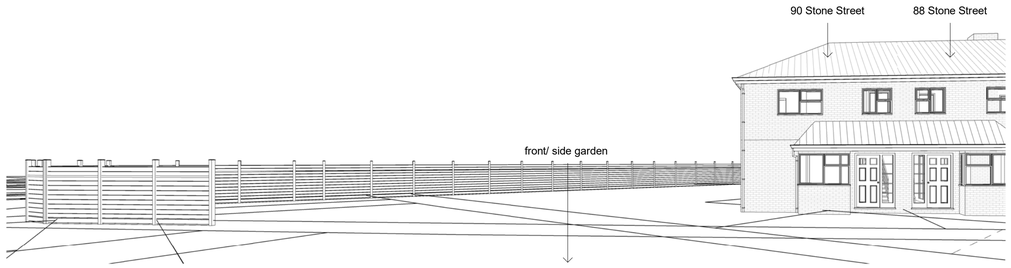

Street Elevation - ' As Existing ' - View from Stone Str

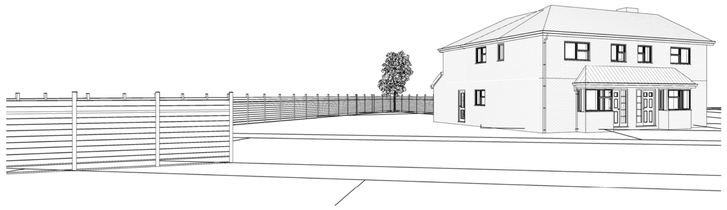

Front Street Elevation - ' As Existing '

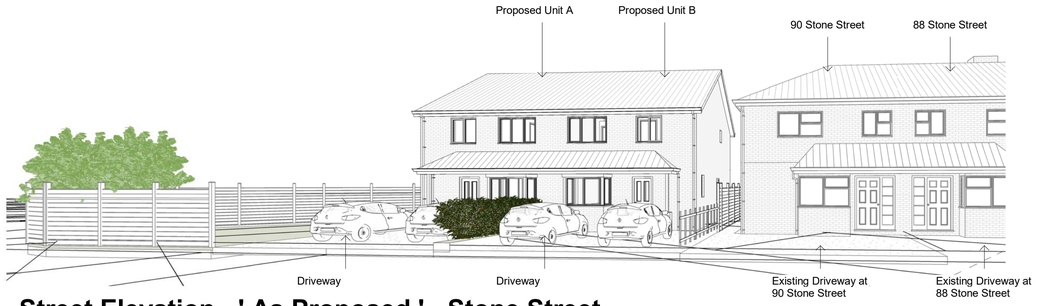

Street Elevation - ' As Proposed ' - Stone Street

Front Street Elevation - ' As Proposed '

Street Elevation - View from 90 Stone Street Driveway

Street Elevation - View from Unit A driveway

Street Elevation - New Build A and B

HAUS FRAME

PROJECT INFORMATION

90 Stone Street,
Reading,
RG30 1HU

STATUS

SHEET

Proposed Views

CLIENT

Mr H B

DATE

06.03.26

DRAWING NUMBER

HB_009

SCALE (@ A1)

REV

VA

DRAWN BY

NOTES
ALL DRAWINGS TO BE PRINTED AT 100% SCALE.
DO NOT FIT TO PRINTER MARGINS WHEN PRINTING.

1. This drawing is copyright of HAUS Frame Architects & Designers. Reproduction is only to take place with written authority.
2. These plans are subject to Planning & Building Regulation Approval or any other statute in law before building work commences.
3. Any structural work where mentioned on this drawing is subject to a qualified structural and civil engineer calculations before building work commences.
4. These drawings are intended for Building Control purposes only, drawings marked preliminary have not been approved by Building Control. Construction drawings can be supplied separately.
5. Only Local Authority Planning Departments may scale dimensions from the drawings.
6. All dimensions to be checked on site by contractor prior to commencement of work, or the placement of any orders. Any discrepancies are to be brought to the attention of HAUS Frame Architects & Designers for rectification.
7. All boundaries are assumed. To be confirmed on site before building work commences.

HAUS FRAME
ARCHITECTS & DESIGNERS
a. 6 Simmonds Close
Bracknell
RG42 1FL
m. 07400022422
e. valentina.antoniuc@hausframe.com
w.www.hausframe.com