

1 Section (Typical Rear Parapet)
Scale - 1 : 25

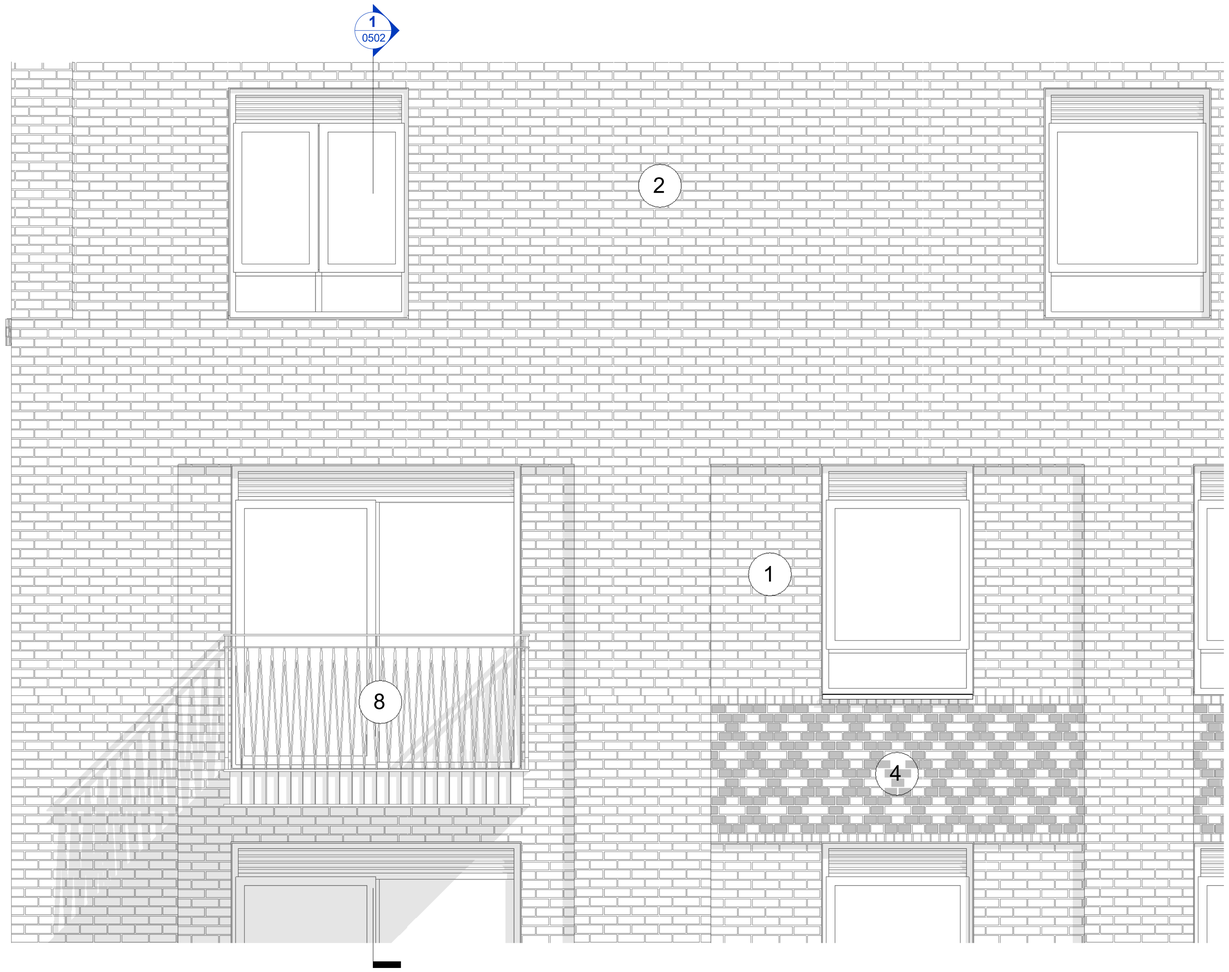

2 Bay Study - Rear Parapet
Scale - 1 : 25

4 South Elevation
Scale - 1 : 1000

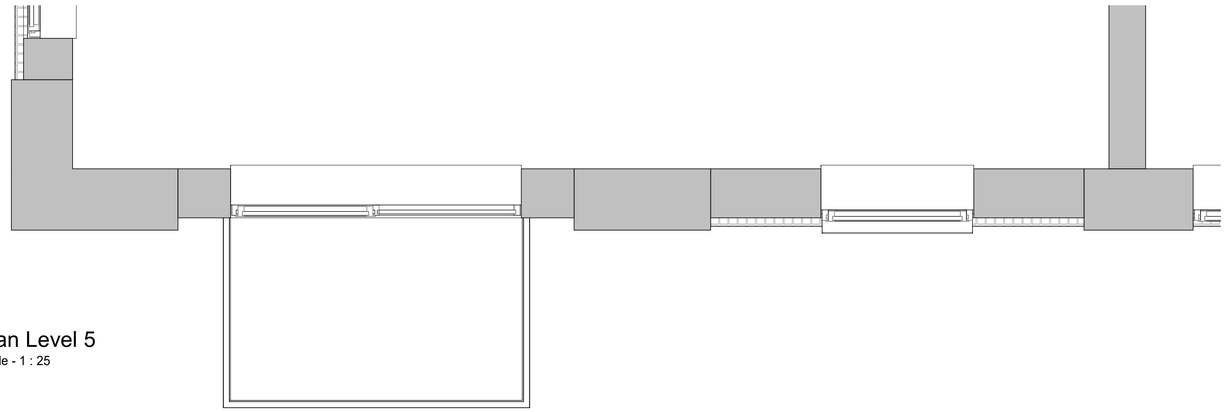

3 Plan Level 5
Scale - 1 : 25

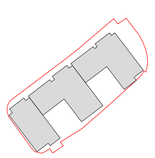

Location Plan

Rev:	Des:		By.	Date.	Ch.
C.02	Updated Planning Issue		MK	30/06/25	AM
C.01	Planning Issue		MK	10/05/24	AM

Material Key

1. Brick Type 1: Light Red Brick
2. Brick Type 2: Mid Red Brick
3. Brick Type 3: Red Brick
4. Brick Type 4: Grey Brick
5. Brick Type 5: White Brick
6. PPC Aluminium Cladding: Bronze
7. PPC Aluminium Window/Door/Curtain Wall: Bronze
8. Metal: Black

A1

0 0.5 1 mm

Scale 1:25

Client:

JOHN LEWIS PARTNERSHIP

Project:
FORMER JOHN LEWIS DEPOT, LETCOMBE STREET, READING (ALSO KNOWN AS JLP MILL LANE)

JLP No: 08278
Job No: 35054

Title:
Typical Core B Rear Parapet Condition

Scale: As indicated @ A1
Drawn By: MK
Date: 30/06/25
Checked by: AM
Drawing No: 08278-CJA-ZZ-ZZ-DR-A-0502
Revision C.02

Carey Jones Chapman Tolcher
Studio 104, 338 Goswell Road London EC1V 7LQ
Studio 2, 56 Wellington Street Leeds, LS1 2EE
Tel +44(0)20 7269 9400
Tel +44(0)113 224 5000
www.cjctstudios.com
Email info@cjctstudios.com

Status: AP PLANNING

Contractor must verify all dimensions on site before commencing any work or shop drawings. If this drawing exceeds the quantities taken in any way the Architects are to be informed before the work is initiated. Only figured dimensions to be taken from this drawing. CJCT cannot gurantee this drawing will scale accurately when printed. Drawings based on Ordinance Survey and / or existing record drawings - design and drawing content subject to Site Survey, Structural Survey, Site Investigation, Planning and Statutory Requirements and Approvals. Authorised reproduction from Ordanance Survey Map with permission of the Controller of Her Majesty's Stationery Office. Crown Copyright reserved.

Last Saved 24/06/2025 14:33:49