NOTES:
ALL DIMENSIONS, LEVELS AND CLEARANCES TO BE CHECKED ON SITE PRIOR TO WORKS COMMENCING

THIS DRAWING SHOULD BE READ IN CONJUNCTION WITH ALL OTHER PROJECT RELATED DRAWINGS, SPECIFICATIONS AND DOCUMENTS.

THIS DRAWING IS COPYRIGHT OF GEBHARD AND GOODWIN

GENERAL NOTES

Main contractor to check all dimensions prior to the commencement of works and prior to the procurement of any materials or goods and report any discrepancies in writing to Architect.

All details are subject to any subsequent variation on site as directed by Building Inspector for compliance with Building Regulations.

Main contractor to ensure all construction, workmanship and materials to comply with all Health and Safety requirements, CDM Regulations, The Building Regulations, Bristish Standards, Codes of Practice and NHBC requirements.

All materials shall be used in accordance with manufacturers specifications, suitable for the purpose and installed strictly in accordance with the manufacturers instructions. The Contractor shall take into account everything necessary for the completion of the works whether or not indicated on the drawings.

Main contractor responsible for all temporary works and building structure at all times during the contract period.

EXTERNAL SIGNAGE TYPE 1

EXTERNAL SIGNAGE TYPE 2

EXTERNAL SIGNAGE TYPE 3

WINDOW VINYL 1

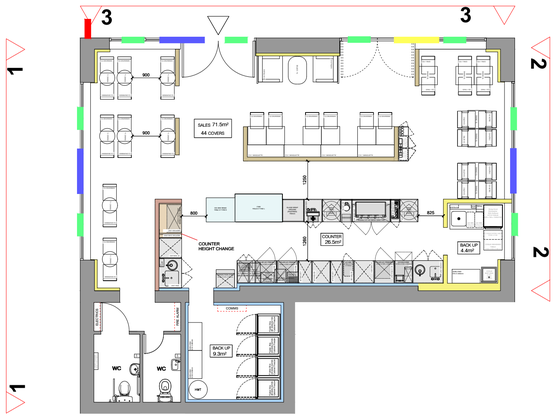

KEY PLAN

0 10m

SCALE 1:100 @A1

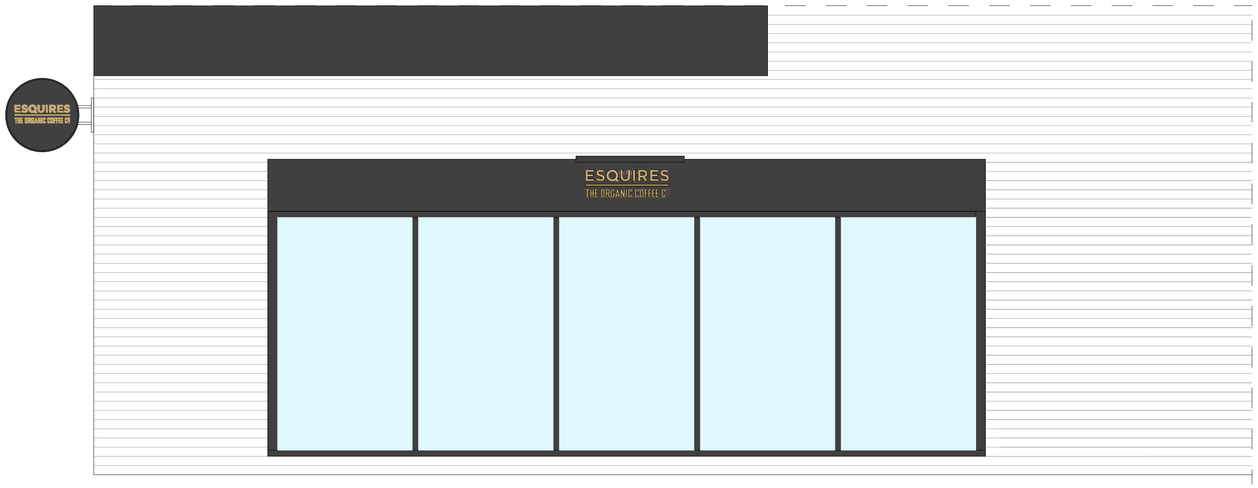

ELEVATION 01

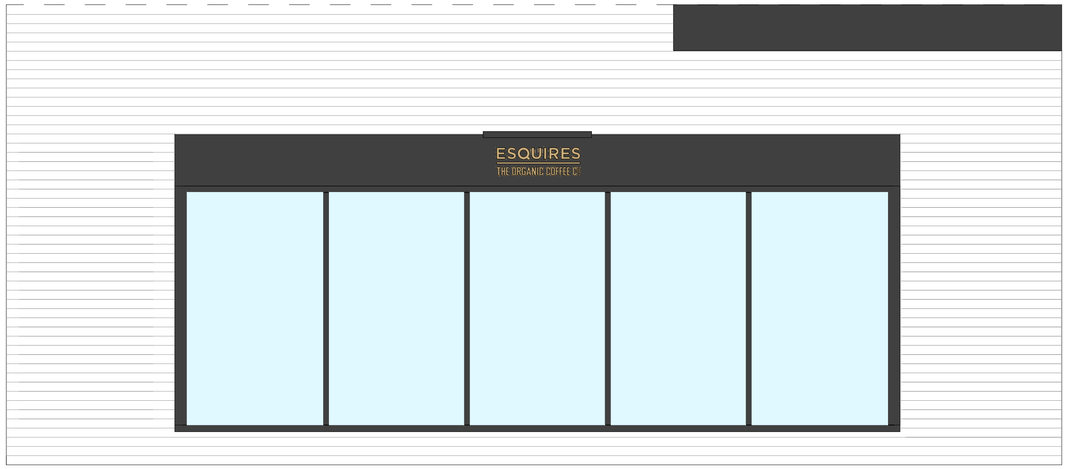

ELEVATION 02

ELEVATION 03

PROPOSED EXTERNAL ELEVATIONS

0 2.5m

SCALE 1:25 @A1

Rev.	Date	Notes
F	16/01/26	Updated to client comments

ESQUIRES

PROJECT
READING

SITE ADDRESS
8 FLAGSTAFF ROAD
READING
RG2 6AX

DRAWING TITLE:
PROPOSED EXTERNAL ELEVATIONS

DRAWING NO:
1426-211

BY:	CHK:	DATE:	SCALE @A1
GG	GG	29.10.24	VARIES

GG

ALL DIMENSIONS TO BE CHECKED ON SITE