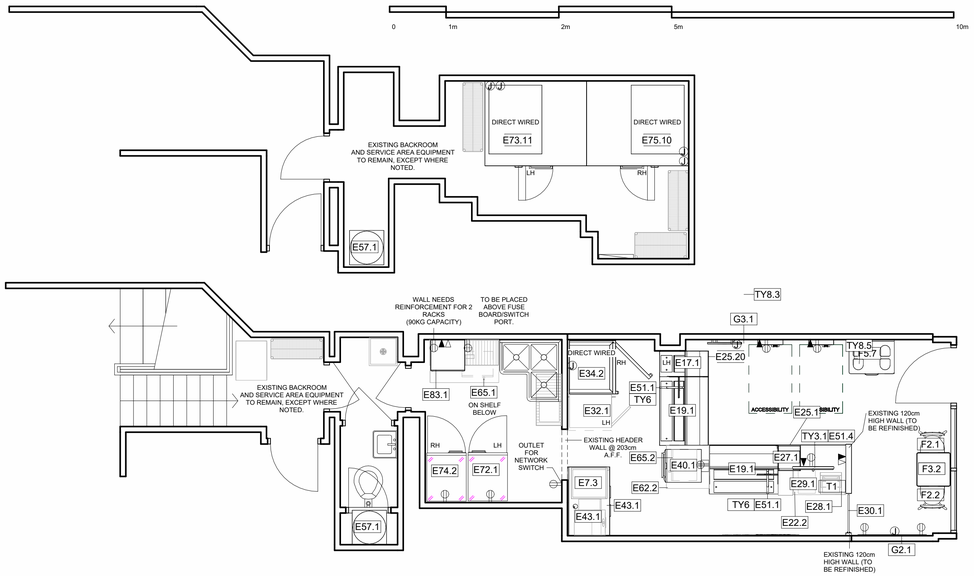

1 FURNITURE & EQUIPMENT PLAN
1 : 50

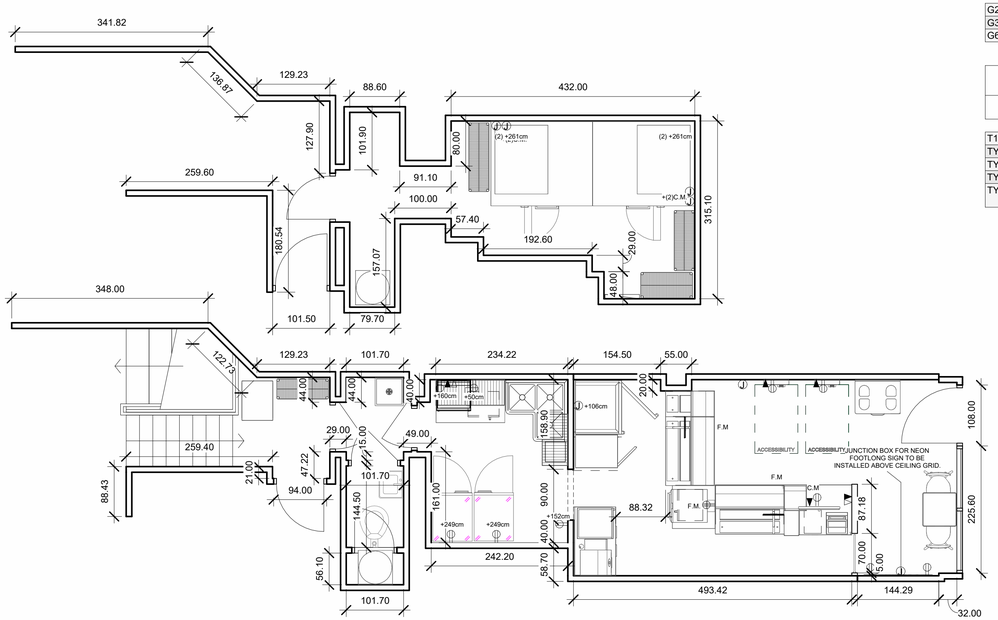

2 DIMENSION & ELECTRICAL PLAN
1 : 50

Operational Equipment Schedule

#	Model	Ordered From	Equipment Status	Count	Description
E7.3	DISPLAY REFRIGERATOR	COKE/ PEPSI	Existing	2	COUNTER TOP MODEL. DEDICATED 115V, 15 AMP DUPLEX OUTLET (NEMA 5-15R) WITHIN 6 FEET.
E17.1	18" HOT FOOD SECTION	H&K INTERNATIONAL	New	1	18" HOT FOOD UNIT. 500 WATT 115 VOLT HEATING ELEMENT WITH THERMOSTAT.
E19.1	48" COLD PAN	H&K INTERNATIONAL	New	2	48" COLD PAN. INSTALLED BY G.C. ULS APPROVED. ELECTRICAL CONECTIONS AND WIRING TO LOCAL AND STATE CODE REQUIREMENTS AS DETERMINED BY G.C. OR ELECTRICIAN.
E22.2	37" CASH SECTION (LH)	H&K INTERNATIONAL	Existing	1	37" CASH SECTION X 34" ADA REQUIRED WORKING HEIGHT. 4 CUP STORAGE UNITS BELOW WITH CUTOUT FOR SAFE. POS UNIT ON COUNTERTOP SHELF.
E23.2	24" COUNTER EXTENSION	H&K INTERNATIONAL	Existing	1	10.7"" EXTENSION X 34" ADA REQUIRED WORKING HEIGHT. SURFACE TO BE REINFORCED IF SUPPORTING SODA FOUNTAIN.
E25.1	DECOR PANEL	DUKE MFG. CO.	New	1	LAMINATE DECOR PANEL. 7'-5" TOTAL LENGTH.
E25.20	DECOR PANEL	H&K INTERNATIONAL	New	1	LAMINATE DECOR PANEL. 5'-6" TOTAL LENGTH.
E27.1	COOKIE DISPLAY CASE	H&K INTERNATIONAL	New	1	4 TIER FULLY ENCLOSED COOKIE DISPLAY CASE. GLASS AND POLYCARBONATE CONSTRUCTION. MANUFACTURED BY NEMCO
E28.1	P.O.S. SHROUD	H&K INTERNATIONAL	Existing	1	SMALL FORMAT PAINTED METAL SHROUD. FOR USE ON POS SHELF.
E29.1	SAFE	H&K INTERNATIONAL	Existing	1	QUICK DROP. INSTALLED BY G.C. IN SERVICE AREA
E30.1	90cm SWING GATE	H&K INTERNATIONAL	New	1	70cm HIGH X 90cm WIDE SWING GATE. BEIGEWOOD LAMINATE (7850-60) FINISH. INSTALLED BY G.C.
E32.1	COMPANION BREAD CABINET (LH)	H&K INTERNATIONAL	Existing	1	FULLY ENCLOSED S.S CABINET WITH GLASS DOORS. INSTALLED BY G.C. MANUFACTURED BY LOCKWOOD
E34.2	BREAD OVEN (RH)	H&K INTERNATIONAL	New	1	DEDICATED CIRCUT REQUIRED. DIRECT WIRED. INSTALLED BY G.C. 1/4" WATERLINE IS REQUIRED. MANUFACTURED BY DUKE MFG. CO.
E36.1	48" REFRIGERATED BACK COUNTER	H&K INTERNATIONAL	New	1	BACK COUNTER WITH UNDER-COUNTER REFRIGERATOR. STAINLESS STEEL FINISH. INSTALLED BY G.C.
E40.1	RAPID COOK OVEN	H&K INTERNATIONAL	New	1	MERRYCHEF. MICROWAVE/CONVECTION OVEN. SEE MANUFACTURER FOR FURTHER SPECIFICATIONS.
E43.1	COFFEE MACHINE	H&K INTERNATIONAL	Existing	1	BLACK AND WHITE ESPRESSO MACHINE. VARIOUS MODELS AVAILABLE. 15mm INLET 30mm OUTLET 4 LITER MILK REFRIGERATOR AND DISPENSER.
E51.1	KMS DISPLAY MOUNT	VITA MOJO	New	2	SQUARE TUBE CONSTRUCTION BOLTED TO COLD PAN OR HOT FOOD UNIT TOP SHELF.
E51.4	ORB CEILING POLE MOUNT	H&K INTERNATIONAL	New	1	CEILING POLE MOUNT FOR ORDER READY BOARD.
E57.1	HOT WATER TANK	H&K INTERNATIONAL	New	2	ACQUIRE LOCALLY. INSTALLED BY G.C.
E62.2	30" X 30" WORKTABLE	H&K INTERNATIONAL	Existing	1	30" X 30". AVAILABLE WITH OR WITHOUT GALVANIZED UNDERSHELF. ORDER WITHOUT UNDERSHELF IF SODA IS STORED BENEATH TABLE.
E65.1	MICROWAVE	H&K INTERNATIONAL	Relocating	1	5-20R OUTLET REQUIRED. 1200 WATT. 120V/60HZ/1PH 20 AMP CIRCUIT. DEDICATED CIRCUIT REQUIRED
E65.2	MICROWAVE	H&K INTERNATIONAL	Existing	1	5-20R OUTLET REQUIRED. 1200 WATT. 120V/60HZ/1PH 20 AMP CIRCUIT. DEDICATED CIRCUIT REQUIRED
E72.1	1 DOOR REACH-IN COOLER	LOCALLY SOURCED	New	1	LEFT HINGED, 1 DOOR REACH-IN COOLER, SELF EVAPORATING, DIRECT WIRED, NSF APPROVED. INSTALLED BY G.C.
E73.11	179.84cmx150cmCOOLER	LOCALLY SOURCED	New	1	179.84cmx150cm COOLER LEFT DOOR HINGE. SELF EVAPORATING COMPRESSOR. DIRECT WIRED. NSF APPROVED. INSTALLED BY G.C. DIMENSIONS TO BE CHECKED ON SITE.
E74.2	REACH-IN FREEZER	LOCALLY SOURCED	New	1	RIGHT HINGED, 1 DOOR REACH-IN FREEZER SELF EVAPORATING, DIRECT WIRED, NSF APPROVED. INSTALLED BY G.C. DIMENSIONS TO BE CHECKED ON SITE.
E75.10	179.84cmX150cm FREEZER	LOCALLY SOURCED	New	1	179.84cmX150cm FREEZER RIGHT DOOR HINGE. SELF EVAPORATING COMPRESSOR. DIRECT WIRED. NSF APPROVED. INSTALLED BY G.C. DIMENSIONS TO BE CHECKED ON SITE.
E83.1	COMMS CABINET	H&K INTERNATIONAL	New	1	WALL MOUNTED SERVER RACK CABINET. INSTALLED IN BACKROOM BY G.C.

Furniture Schedule

#	Model	Ordered From	Equipment Status	Count	Description
			New	1	
F2.1	CHAIR GREEN UPHOLSTERED PAD	H&K INTERNATIONAL	New	1	519mm WIDE x 500mm DEEP x 470mm HIGH SUBMEL STACKING CHAIR. PEPPER GREEN - PANTONE 375 - CAMIRA VITA SPRING ITA40 UPHOLSTERY. FRAME AND SEAT BACK TO BE FINISHED WITH POWDER COATED RAL6002 SEMI-MATTE.
F2.2	CHAIR YELLOW UPHOLSTERED PAD	H&K INTERNATIONAL	New	1	519mm WIDE x 500mm DEEP x 470mm HIGH SUBMEL STACKING CHAIR. SUBWAY YELLOW - PANTONE 7549 - CAMIRA VITA LEMON UPHOLSTERY. FRAME AND SEAT BACK TO BE FINISHED WITH POWDER COATED RAL6002 SEMI-MATTE.
F3.2	TABLETOP 600mm X 600mm	H&K INTERNATIONAL	New	1	600MM X 600MM TABLE TOP WITH ROUNDED EDGE. FOR USE WITH F4.1 SINGLE TABLE BASE.
F4.1	SINGLE TABLE BASE	H&K INTERNATIONAL	New	1	400mm WIDE X 400mm DEEP x 720mm HIGH ROUND TABLE BASE. POWDER COATED BLACK.
F5.7	4 STREAM TRASH RECEPTACLE	H&K INTERNATIONAL	New	1	4 HOLE TRASH/RECYCLE RECEPTACLE. BEIGEWOOD LAMINATE CABINET FINISH. FROSTY WHITE MIRAGE TOP AND OVERSHELF.

Graphics & Decor Schedule

#	Model	Ordered From	Equipment Status	Count	Description
G2.1	NEON FOOTLONG SIGN - SMALL SIZE	H&K INTERNATIONAL	New	1	48" LENGTH X 21" HEIGHT NEON GRAPHIC ON CLEAR ACRYLIC BACKER. TO BE INSTALLED ON WALL USING MANUFACTURER'S SUPPLIED HARDWARE. ELECTRICAL SUPPLY IS TBD.
G3.1	24" ILLUMINATED CHOICE MARK SIGN	H&K INTERNATIONAL	New	1	24" X 1" THICK HALO LIT "S" LOGO. SINTRA SIGN PIN MOUNTED OFF WALL. INSTALLED BY G.C.
G6.2	EAT FRESH LOCAL - STACKED MEDIUM	H&K INTERNATIONAL	New	1	18" HIGH X 53 5/8" WIDE GRAPHIC ACRYLIC LETTERS. CUSTOMIZED TO RESTAURANT'S CITY/TOWN/REGION.

Technology Equipment Schedule

#	Model	Ordered From	Equipment Status	Count	Description
T1	P.O.S.	H&K INTERNATIONAL	Existing	1	PC BASED POINT OF SALE SYSTEM. REQUIRES DEDICTED POWER SOURCE WITH ISOLATED GROUND TO BREAKER
TY3.1	32" ORDER READY BOARD *	(TBD)	New	1	32" LED ORDER READY BOARD. CEILING POLE MOUNTED.
TY6	KMS SCREEN	VITA MOJO	New	2	15" LCD TOUCH SCREEN DISPLAY. 100-240 VAC, 50-60 Hz. INSTALLED ON COLD PAN OR HOT FOOD UNIT DISPLAY MOUNT.
TY8.3	ORDER KIOSK - WALL MOUNTED - 27"	EVOKE	New	1	EV SERVE 27 MODEL. SINGLE SCREEN ORDER KIOSK MOUNTED DIRECTLY TO WALL. POWDER COATED STEEL CONSTURCTION BODY. POWER/DATA REQUIRED IN WALL. 120V-260V, 1.5-2A. INSTALLED BY G.C.
TY8.5	ORDER KIOSK - WALL MOUNTED - 27" - ACCESSIBILITY	VITA MOJO	New	1	EV SERVE 27 MODEL. SINGLE SCREEN ORDER KIOSK MOUNTED DIRECTLY TO WALL. POWDER COATED STEEL CONSTURCTION BODY. POWER/DATA REQUIRED IN WALL. 120V-260V, 1.5-2A. INSTALLED BY G.C.

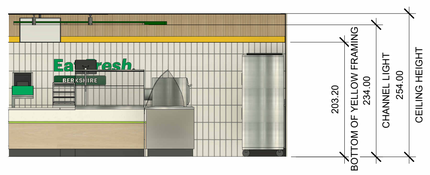

3 SERVICE AREA ELEVATION 1
1 : 50

4 SERVICE AREA ELEVATION 2
1 : 50

FRESH FORWARD 2.0 REMODEL

NOTE: THE FOLLOWING REQUIRED ITEMS NOT SHOWN ON FLOORPLAN MUST BE ORDERED: OPEN SIGN(S), RESTROOM SIGN AND POLICY SIGNS.

ABBREVIATION & SYMBOL LEGEND

A.F.F.	ABOVE FLOOR FINISH	U/S	UNDERSIDE
C.M.	CEILING MOUNTED		120V DUPLEX OUTLET
EQ.	EQUAL		220V SINGLE OUTLET
F.M.	FLOOR MOUNTED		ELECTRICAL PANEL
GYP. BD.	GYPSUM BOARD		PHONE JACK
L	LEFT		DATA JACK
LH	LEFT HINGE		JUNCTION BOX
QTY.	QUANTITY		THERMOSTAT
R	RIGHT		DIGITAL MEDIA PLAYER
RH	RIGHT HINGE		
TYP.	TYPICAL		

- ELECTRICAL OUTLET HEIGHTS MEASURED TO BOTTOM OF BOX.
- ONE ELECTRICAL JUNCTION BOX TO BE LOCATED IN CEILING ABOVE EACH WINDOW.
- CUNO MODEL SW260-PLUS WATER FILTRATION SYSTEM IS REQUIRED IN ALL NEW RESTAURANTS THAT DISPENSE BEVERAGES. THE RECOMMENDED PLACEMENT FOR INSTALLATION IS MOUNTED TO SODA SYRUP RACK BY COCA-COLA. SECONDARY PLACEMENT OPTION IS MOUNTED ON THE BACKROOM WALL. THIRD INSTALLATION OPTION IS MOUNTING INSIDE THE FRONT BEVERAGE COUNTER WHEN SPACE LIMITATIONS OCCUR. REQUIRED: 1/2" INCOMING WATER LINE FEED WITH 1/2" BALL VALVE SHUTOFF AND 1/2" FPT CONNECTION. MINIMUM 110 VOLT, 20 AMP ELECTRICAL SERVICE TO SUPPORT THE CARBONATOR AND WATER BOOSTER (MUST BE DEDICATED CIRCUIT).
- EXIT LIGHTS INSTALLED BY G.C. PER LOCAL CODE.
- EMERGENCY LIGHTS INSTALLED BY G.C. PER LOCAL CODE.
- EXTINGUISHERS, SMOKE AND FIRE DETECTION SYSTEMS INSTALLED BY G.C. PER LOCAL CODE.
- LABOR & MATERIAL SUPPLIED BY G.C. UNLESS OTHERWISE NOTED.
- ALL DIMENSIONS TO BE VERIFIED BY G.C. ON SITE.
- REFRIGERATOR AND FREEZER MUST BE ADEQUATELY VENTILATED. REFER TO MANUFACTURER FOR DETAILS.

THIS DRAWING IS FURNISHED BY SUBWAY ON BEHALF OF SUBWAY IP, LLC. ("SIP") D/B/A SUBWAY. RECIPIENT MUST DETERMINE IF THIS DRAWING MUST BE SUBMITTED TO A LICENSED ARCHITECT OR SIMILAR PROFESSIONAL UNDER FEDERAL, STATE OR LOCAL LAW. ANY CHANGES MUST BE APPROVED BY SIP.

DO NOT SCALE DRAWING. WRITTEN DIMENSIONS TAKE PRECEDENCE OVER SCALED DIMENSIONS. AND SHALL BE VERIFIED IN THE FIELD BY THE GENERAL CONTRACTOR AND/OR FRANCHISEE. ANY DISCREPANCY IN DIMENSIONS SHALL BE BROUGHT TO THE IMMEDIATE ATTENTION OF YOUR AREA BUSINESS DEVELOPERS, SMO TEAMS, OR DESIGNATED FIELD REPRESENTATIVE.

THE GENERAL CONTRACTOR AND EACH SUB-CONTRACTOR SHALL MAKE THEIR OWN INSPECTIONS AND MEASUREMENTS, SUBWAY AND SIP SHALL NOT BE HELD RESPONSIBLE FOR THE ACCURACY OF DIMENSIONS AND FOR ERRORS AND OMISSIONS IN THE DRAWINGS IF WRITTEN CONFIRMATION HAD NOT BEEN RECEIVED BY THE SUBWAY RESTAURANT DESIGN DEPARTMENT.

THIS DRAWING AND THE INFORMATIONAL CONTENT HERE OF IS THE CONFIDENTIAL PROPERTY OF SIP AND IS PROVIDED SOLELY FOR THE USE OF AUTHORIZED SMO TEAMS, FRANCHISEES, THEIR BUSINESS DEVELOPERS, AND CONTRACTORS. RECIPIENT AGREES NOT TO REPRODUCE, COPY, USE OR TRANSMIT THIS DRAWING AND/OR ITS INFORMATIONAL CONTENT, IN WHOLE OR IN PART, OR TO ALLOW SUCH ACTION BY OTHERS, FOR ANY PURPOSE, EXCEPT WITH THE WRITTEN PERMISSION OF SIP OR SUBWAY ACTING ON BEHALF OF SIP. RECIPIENT FURTHER AGREES TO SURRENDER THIS DRAWING AND ANY PERMITTED COPIES HEREOF UPON DEMAND.

DESIGNED BY:
S DHOLE, V KANGIRE

REVIEWED BY:

REVISIONS

NO.	DATE	DESCRIPTION	DRAWN BY
1	10/24/2025	DMB'S REMOVED, DINING COUNTER REMOVED	.GHORI, P.BACHATE

RESTAURANT MUST BE CONSTRUCTED AS DESIGNED IN THESE FLOOR PLANS SUBJECT TO FEDERAL, STATE AND LOCAL LAWS. RECIPIENT IS RESPONSIBLE FOR ENSURING COMPLIANCE WITH ALL LAWS. IF MODIFICATIONS ARE NECESSARY, PLEASE CONTACT THE SUBWAY RESTAURANT DESIGN DEPARTMENT FOR WRITTEN APPROVAL OF THE REQUIRED CHANGES.

RESTAURANT #:
44380

DATE:
APRIL 30, 2025

ADDRESS:
7 GUN STREET
READING, BEKSHIRE
UNITED KINGDOM
RG12JR

BUSINESS DEVELOPER / SMO TEAM:
PATEL
881

FRANCHISEE:
RAM LAMA

SUBWAY®
1 CORPORATE DRIVE
SUITE 1000
SHELTON, CT 06484
(203) 877-4281 (800)888-4848

SHEET #:
1

SCALE:
As indicated

© 2018 SUBWAY IP, LLC.

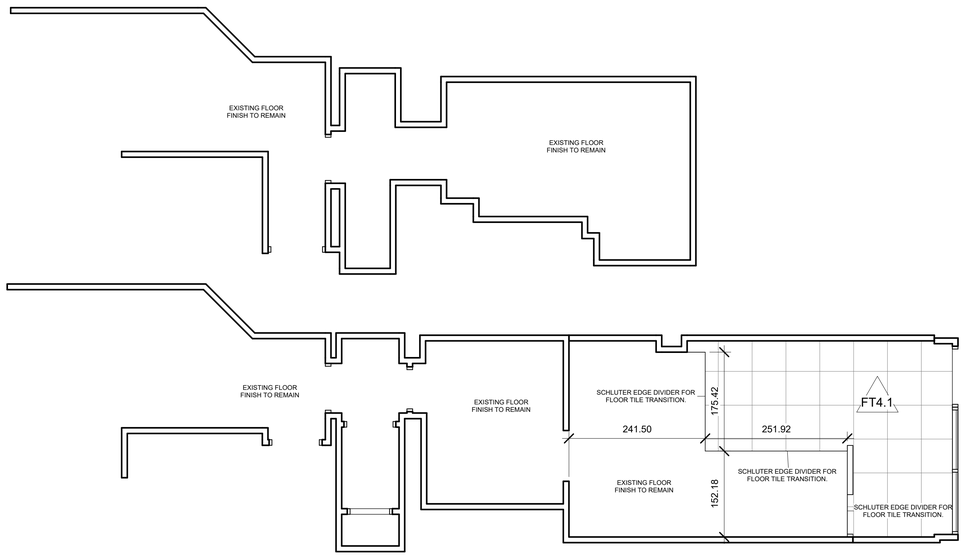

1 FLOOR FINISH PLAN
1 : 50

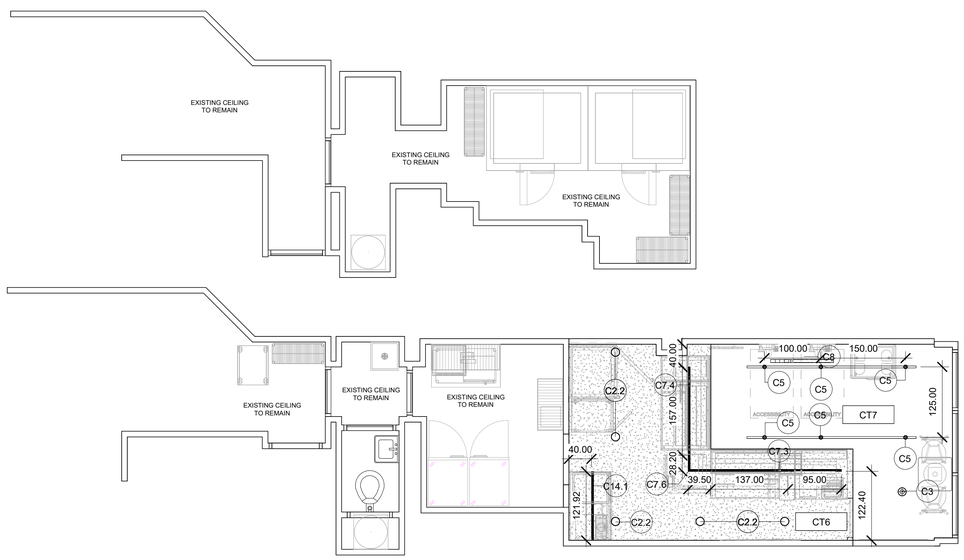

2 CEILING & LIGHTING PLAN
1 : 50

Floor Schedule

NOTE: THE SUBWAY STORE DESIGN DEPARTMENT WILL NOT ACCEPT RESPONSIBILITY FOR ANY INACCURACIES. THE CALCULATIONS PROVIDED BELOW MUST BE VERIFIED BY THE G.C. AND FRANCHISE OWNER BEFORE ANY ORDER FOR THESE MATERIALS IS ACCEPTED AND PLACED. FLOORING CONTRACTOR IS RESPONSIBLE FOR OWN DETERMINATIONS ON SUBFLOOR REQUIREMENTS AND TO INSTALL IN ACCORDANCE WITH CODE REQUIREMENTS AND TO INDUSTRY AND MANUFACTURER SPECIFICATIONS.

un	Floor	Ordered From	Area	Description
FT4.1	CUSTOMER AREA / RESTROOMS- TILE 300mm X 600mm	RAKO	11.34 m²	RAKO: 600x300MM, BETONICA, DAFSR791,R11 PORCELAIN FLOOR TILES. COLOR: GREY FINISH: MATTE. GROUT COLOR: RAKO ANTRACIT 123. TO BE INSTALLED IN A STACKBOND PATTERN W/ MOST MINIMAL GROUT JOINT RECOMMENDED BY THE MANUFACTURER. G.C. TO PREP AND PRIME SUBSTRATE AS RECOMMENDED BY THE MANUFACTURER

Ceiling Fixture and Lighting Schedule

#	Model	Ordered From	Count	Description
C2.2	6" RECESSED LED DOWNLIGHT	H&K INTERNATIONAL	5	RECESSED 6" LED ADJUSTABLE SPOTLIGHT. FAGERHULT TOUCH MINI GIMBLE. 736 LUMEN 3000K 19W BLACK. ART No: FAG2-RD3-SUB
C3	OPEN CEILING CYLINDER PENDANT	H&K INTERNATIONAL	1	6" CYLINDER LED STEM MOUNTED DOWNLIGHT. WHITE FINISH. 48W, 120V, 3500K, 4083 LUMEN OUTPUT.
C5	TRACK HEAD	H&K INTERNATIONAL	6	TOUCH MINI TRACK SPOTLIGHT. BLACK FINISH. COMPATIBLE WITH FAGERHULT 3M TRACK. ADJUSTABLE SPOTLIGHT 1188 LUMEN OUTPUT, 3000K 29 BEAM - ANGLED AS INDICATED IN DRAWING
C6	TRACK - 300cm LENGTH	H&K INTERNATIONAL	2	LIGHTING PRO TRACK. BLACK FINISH. 3000mm MAINS VOLTAGE 3 CIRCUIT. FOLLOW MANUFACTURERS RECOMMENDED INSTALLATION GUIDELINES. SUSPENDED TO 3000mm HEIGHT UNLESS OTHERWISE STATED. SEE PLAN FOR CUT LENGTH.
C7.3	SUSPENDED LINEAR CHANNEL LIGHT - 1370MM	H&K INTERNATIONAL	1	LINEAR PENDANT. EXTRUDED ALUMINUM LIGHTING CHANNEL WITH BUILT IN GLARE SHIELD. 1370mm LENGTH. 35mm DEPTH.
C7.4	SUSPENDED LINEAR CHANNEL LIGHT - 1570MM	H&K INTERNATIONAL	1	LINEAR PENDANT. EXTRUDED ALUMINUM LIGHTING CHANNEL WITH BUILT IN GLARE SHIELD. 1570mm LENGTH. 35mm DEPTH.
C7.6	SUSPENDED LINEAR CHANNEL LIGHT - 970MM	H&K INTERNATIONAL	1	LINEAR PENDANT CORNER. EXTRUDED ALUMINUM LIGHTING CHANNEL WITH BUILT IN GLARE SHIELD. 1570mm LENGTH. 35mm DEPTH.
C8	ORDER HERE ARROW	H&K INTERNATIONAL	1	34.6" W x 19" H X 3.15" D ORDER HERE ARROW ILLUMINATED LED SIGN WITH 3 WAY SWITCH. 12V 8A POWER SUPPLY WITH 120V 10FT CORD, DIRECT WIRED TO JUNCTION BOX ABOVE CEILING PADS.. TO BE HUNG WITH SUPPLIED HANGING KIT AND PVC TUBES TO COVER POWER AND HANGING CABLES. INDOOR USE ONLY.
C14.1	LINEAR COUNTER LIGHT	H&K INTERNATIONAL	1	LINEAR COUNTER LIGHT. 1500mm LENGTH, SEE CEILING PLAN FOR CUT LENGTH. SURFACE MOUNTED LED FIXTURE TO BE MOUNTED UNDERNEATH THE HEADERWALL AT 500mm FROM BACK WALL.BLACK ALUMINIUM PROFILE WITH ADJUSTABLE OPAL DIFFUSER.

Ceiling Schedule

ALL FOOD PREP AREAS MUST HAVE A WASHABLE CEILING. ALL CEILING STYLES SUPPLIED BY G.C. AS NEEDED.

Symbol	Model	Description
CT6	GYPSUM BOARD - PURE WHITE	CEILING HEIGHT. GYPSUM BOARD CEILINGS PAINTED RAL 9016 - MATTE FINISH.
CT7	OPEN CEILING	CEILING DECK. OPEN CEILING. CEILING DECK, METAL GRID WORK, AND HVAC GRILLS/ DIFFUSER FINISH SELECTIONS TO BE CONSISTENT THROUGHOUT AND PAINTED RAL 6002- MATTE FINISH.

CEILING ACCESSORIES	QUANTITY
TRACK JOINERS	0
TRACK FEEDS *ONE PER TRACK RUN*	2
TRACK END CAPS *ONE PER TRACK RUN*	2
TRACK SUSPENSIONS	20
TRACK HEAD FIX POINT	0
C1 MOUNTING FRAMES *ONLY APPLICABLE WHEN C1 IN GYPSUM CEILING*	0
C7 & C14: DRIVER & CABLE *ONE PER RUN*	2
SUSPENDED FAUX WOOD BEAMS FRAMES	0
LINEAR LIGHT END CAPS	1
SCHOOL HOUSE PENDANT TRACK CONNECTOR	0

LIGHTING LEGEND	
	C1 - DROP CEILING 600x600 LED LIGHTING -620x620 IN GERMANY
	C2 - RECESSED DOWNLIGHT
	C3 - OPEN CEILING CYLINDER PENDANT - NOT TRACK MOUNTED
	C4 - SCHOOLHOUSE PENDANT - FEATURE LIGHT
	C5 - OPEN CEILING CYLINDER PENDANT - TRACK MOUNTED

FRESH FORWARD 2.0 REMODEL

- ELECTRICAL OUTLET HEIGHTS MEASURED TO BOTTOM OF BOX.
- ONE ELECTRICAL JUNCTION BOX TO BE LOCATED IN CEILING ABOVE EACH WINDOW.
- CUNO MODEL SW260-PLUS WATER FILTRATION SYSTEM IS REQUIRED IN ALL NEW RESTAURANTS THAT DISPENSE BEVERAGES. THE RECOMMENDED PLACEMENT FOR INSTALLATION IS MOUNTED TO SODA SYRUP RACK BY COCA-COLA. SECONDARY PLACEMENT OPTION IS MOUNTED ON THE BACKROOM WALL. THIRD INSTALLATION OPTION IS MOUNTING INSIDE THE FRONT BEVERAGE COUNTER WHEN SPACE LIMITATIONS OCCUR. REQUIRED: 1/2" INCOMING WATER LINE FEED WITH 1/2" BALL VALVE SHUTOFF AND 1/2" FPT CONNECTION. MINIMUM 110 VOLT, 20 AMP ELECTRICAL SERVICE TO SUPPORT THE CARBONATOR AND WATER BOOSTER (MUST BE DEDICATED CIRCUIT).
- EXIT LIGHTS INSTALLED BY G.C. PER LOCAL CODE.
- EMERGENCY LIGHTS INSTALLED BY G.C. PER LOCAL CODE.
- EXTINGUISHERS, SMOKE AND FIRE DETECTION SYSTEMS INSTALLED BY G.C. PER LOCAL CODE.
- LABOR & MATERIAL SUPPLIED BY G.C. UNLESS OTHERWISE NOTED.
- ALL DIMENSIONS TO BE VERIFIED BY G.C. ON SITE.
- REFRIGERATOR AND FREEZER MUST BE ADEQUATELY VENTILATED. REFER TO MANUFACTURER FOR DETAILS.

THIS DRAWING IS FURNISHED BY SUBWAY ON BEHALF OF SUBWAY IP, LLC. ("SIP") D/B/A SUBWAY. RECIPIENT MUST DETERMINE IF THIS DRAWING MUST BE SUBMITTED TO A LICENSED ARCHITECT OR SIMILAR PROFESSIONAL UNDER FEDERAL, STATE OR LOCAL LAW. ANY CHANGES MUST BE APPROVED BY SIP.

DO NOT SCALE DRAWING. WRITTEN DIMENSIONS TAKE PRECEDENCE OVER SCALED DIMENSIONS. AND SHALL BE VERIFIED IN THE FIELD BY THE GENERAL CONTRACTOR AND/OR FRANCHISEE. ANY DISCREPANCY IN DIMENSIONS SHALL BE BROUGHT TO THE IMMEDIATE ATTENTION OF YOUR AREA BUSINESS DEVELOPERS, SMO TEAMS, OR DESIGNATED FIELD REPRESENTATIVE.

THE GENERAL CONTRACTOR AND EACH SUB-CONTRACTOR SHALL MAKE THEIR OWN INSPECTIONS AND MEASUREMENTS, SUBWAY AND SIP SHALL NOT BE HELD RESPONSIBLE FOR THE ACCURACY OF DIMENSIONS AND FOR ERRORS AND OMISSIONS IN THE DRAWINGS IF WRITTEN CONFIRMATION HAD NOT BEEN RECEIVED BY THE SUBWAY RESTAURANT DESIGN DEPARTMENT.

THIS DRAWING AND THE INFORMATIONAL CONTENT HERE OF IS THE CONFIDENTIAL PROPERTY OF SIP AND IS PROVIDED SOLELY FOR THE USE OF AUTHORIZED SMO TEAMS, FRANCHISEES, THEIR BUSINESS DEVELOPERS, AND CONTRACTORS. RECIPIENT AGREES NOT TO REPRODUCE, COPY, USE OR TRANSMIT THIS DRAWING AND/OR ITS INFORMATIONAL CONTENT, IN WHOLE OR IN PART, OR TO ALLOW SUCH ACTION BY OTHERS, FOR ANY PURPOSE, EXCEPT WITH THE WRITTEN PERMISSION OF SIP OR SUBWAY ACTING ON BEHALF OF SIP. RECIPIENT FURTHER AGREES TO SURRENDER THIS DRAWING AND ANY PERMITTED COPIES HEREOF UPON DEMAND.

DESIGNED BY:
S DHOLE, V KANGIRE

REVIEWED BY:

REVISIONS

NO.	DATE	DESCRIPTION	DRAWN BY
1	10/24/2025	DMB'S REMOVED, DINING COUNTER REMOVED	.GHORI, P.BACHATE

RESTAURANT MUST BE CONSTRUCTED AS DESIGNED IN THESE FLOOR PLANS SUBJECT TO FEDERAL, STATE AND LOCAL LAWS. RECIPIENT IS RESPONSIBLE FOR ENSURING COMPLIANCE WITH ALL LAWS. IF MODIFICATIONS ARE NECESSARY, PLEASE CONTACT THE SUBWAY RESTAURANT DESIGN DEPARTMENT FOR WRITTEN APPROVAL OF THE REQUIRED CHANGES.

RESTAURANT #:
44380

DATE:
APRIL 30, 2025

ADDRESS:
7 GUN STREET
READING, BEKSHIRE
UNITED KINGDOM
RG12JR

BUSINESS DEVELOPER / SMO TEAM:
PATEL
881

FRANCHISEE:
RAM LAMA

SUBWAY®
1 CORPORATE DRIVE
SUITE 1000
SHELTON, CT 06484
(203) 877-4281 (800)888-4848

SHEET #:
2

SCALE:
As indicated

© 2018 SUBWAY IP, LLC.

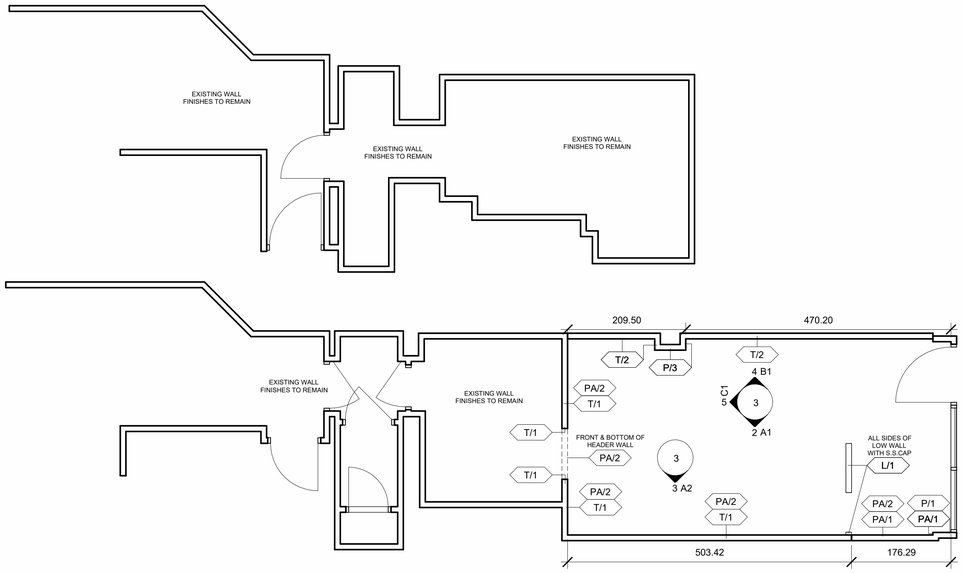

1 WALL FINISH PLAN
1 : 50

Paint & Tile Schedule

NOTE: THE SUBWAY STORE DESIGN DEPARTMENT WILL NOT ACCEPT RESPONSIBILITY FOR ANY INACCURACIES. THE CALCULATIONS PROVIDED BELOW MUST BE VERIFIED BY THE G.C. AND FRANCHISE OWNER BEFORE ANY ORDER FOR THESE MATERIALS IS ACCEPTED AND PLACED. WASTAGE IS NOT INCLUDED.

Symbol	Model	Ordered From	Area	Description
T/2	DARK GREEN WALL TILE	CROSSVILLE / DALTILE	15.05 m²	CROSSVILLE: 4" 12" CERAMIC SUBWAY TILE. COLOR: SPINACH GREEN (TBD). FINISH: GLOSS. GROUT COLOR: LATICRETE #60 DUSTY GREY.TO BE INSTALLED IN VERTICAL STACKBOND PATTERN W/ MOST MINIMAL GROUT JOINT RECOMMENDED BY THE MANUFACTURER. G.C. TO PREP AND PRIME SUBSTRATE AS RECOMMENDED BY THE MANUFACTURER. or DALTILE: 4" X 12" CERAMIC SUBWAY TILE. COLOR WHEEL LINEAR COLOR: "EMERALD" 0115. FINISH: SEMI-GLOSS. GROUT COLOR: MAPEI #107 IRON.TO BE INSTALLED IN VERTICAL STACKBOND PATTERN W/ MOST MINIMAL GROUT JOINT RECOMMENDED BY THE MANUFACTURER. G.C. TO PREP AND PRIME SUBSTRATE AS RECOMMENDED BY THE MANUFACTURER.
P/1	WHITE PAINT	LOCALLY SOURCED	13.41 m²	RAL 9016 TRAFFIC WHITE PAINT - MATTE FINISH
P/3	DARK GREEN PAINT	LOCALLY SOURCED	3.48 m²	RAL 6020 GREEN PAINT - MATTE FINISH
T/1	WHITE WALL TILE	RAKO	16.18 m²	10cm x 30 cm CERAMIC SUBWAY WHITE TILES. FINISH: MATTE. GROUT COLOR: - DUSTY GREY. TO BE INSTALLED IN VERTICAL STACKBOND PATTERN W/ MOST MINIMAL GROUT JOINT RECOMMENDED BY THE MANUFACTURER. G.C. TO PREP AND PRIME SUBSTRATE AS RECOMMENDED BY THE MANUFACTURER.

Wall Detail Schedule

NOTE: THE SUBWAY STORE DESIGN DEPARTMENT WILL NOT ACCEPT RESPONSIBILITY FOR ANY INACCURACIES. THE CALCULATIONS PROVIDED BELOW MUST BE VERIFIED BY THE G.C. AND FRANCHISE OWNER BEFORE ANY ORDER FOR THESE MATERIALS IS ACCEPTED AND PLACED. WASTAGE IS NOT INCLUDED.

wa	Length	2000mm Lengths - Quantity	2400mm Lengths - Quantity	Description
CHAIR RAIL	176.29 cm		1	30mm WIDE MDF TRIM FOR CHAIR RAILING AND PANEL TRANSITION. RIFT OAK NATURAL LAMINATE FINISH. INTSTALLED BY G.C. UNIT LENGTH 2350mm
CORNER GUARD	238.00 cm		1	1/2" X 1/2" ALUMINUM GUARDS. FOR WALLCOVERING CORNER TRANSITIONS. BRUSHED ALUMINUM FINISH BY MFG. INSTALLED BY G.C.
WALL BASE	1060.95 cm		7	<varies>
YELLOW FRAMING	1064.22 cm		5	YELLOW DATUM MOLDING. POWDERCOATED RAL 1003. 2400mm LENGHTH X 100mm HIGH X 10mm THICK. UNIT LENGTH 2400mm

Wall Paneling Schedule

NOTE: THE SUBWAY STORE DESIGN DEPARTMENT WILL NOT ACCEPT RESPONSIBILITY FOR ANY INACCURACIES. THE CALCULATIONS PROVIDED BELOW MUST BE VERIFIED BY THE G.C. AND FRANCHISE OWNER BEFORE ANY ORDER FOR THESE MATERIALS IS ACCEPTED AND PLACED. WASTAGE IS NOT INCLUDED.

Tag	Model	Area	Brushed Aluminum Wainscoting - Quantity	Focal Wood Panel 2600mm x 960mm Quantity	Focal Wood Panel 866mm x 960mm Quantity	Description
PA1	BRUSHED ALUMINUM WAINSCOTING PANEL - 2350mm x 1000mm	2.64 m²	1			3mm THICK X 100m WIDTH X 2.35m LENGTH PVC PANEL WITH 12 MIL BRUSHED ALUMINUM VINYL, PATTERN 4830-60. TO BE INSTALLED BUTT JOINTED, HORIZONTALLY BY G.C. FOLLOW MANUFACTURER RECOMMENDATIONS FOR PROPER INSTALLATION TECHNIQUE
PA2.1	FOCAL WOOD PANEL - 2600mm X 960mm	2.22 m²		1		3mm THICK X 2600mm WIDTH X 960mm HEIGHT FOCAL WOOD PVC PANEL WITH GROOVES WITH 12 MIL RIFT OAK, PATTERN 525030A. TO BE INSTALLED BUTT JOINTED BY G.C. FOLLOW MANUFACTURER RECOMMENDATIONS FOR PROPER INSTALLATION TECHNIQUE
PA/2.2	FOCAL WOOD PANEL - HEADERWALL - 860mm X 960mm	4.38 m²	1			3mm THICK X 860mm WIDTH X 960mm HEIGHT FOCAL WOOD PVC PANEL WITH GROOVES WITH 12 MIL RIFT OAK, PATTERN 525030A. TO BE INSTALLED BUTT JOINTED BY G.C. FOLLOW MANUFACTURER RECOMMENDATIONS FOR PROPER INSTALLATION TECHNIQUE

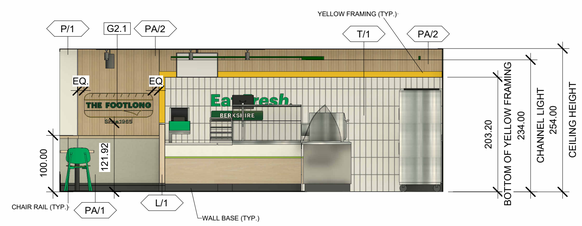

2 A1
1 : 50

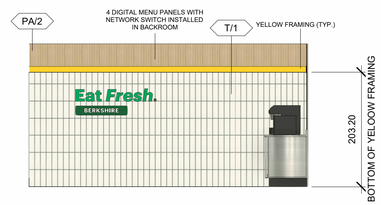

3 A2
1 : 50

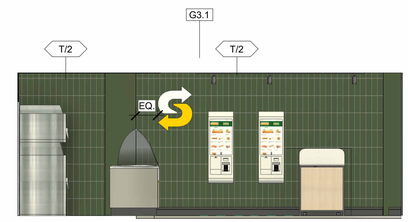

4 B1
1 : 50

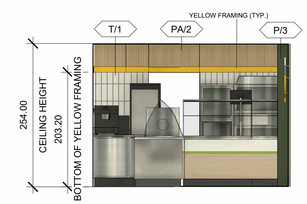

5 C1
1 : 50

STACKED WALL DECOR LEGEND

P/1	FROM 2'-8" A.F.F. TO CEILING
PA/1	FROM FLOOR TO 2'-8" A.F.F.
PA/2	FROM 2'-8" A.F.F. TO CEILING
PA/1	FROM FLOOR TO 2'-8" A.F.F.
PA/2	FROM 6'-8" A.F.F. TO CEILING
T1	FROM FLOOR TO 6'-8" A.F.F.

6 3D View 1



7 3D View 2

8 3D View 3

FRESH FORWARD 2.0 REMODEL

- ELECTRICAL OUTLET HEIGHTS MEASURED TO BOTTOM OF BOX.
- ONE ELECTRICAL JUNCTION BOX TO BE LOCATED IN CEILING ABOVE EACH WINDOW.
- CUNO MODEL SW260-PLUS WATER FILTRATION SYSTEM IS REQUIRED IN ALL NEW RESTAURANTS THAT DISPENSE BEVERAGES. THE RECOMMENDED PLACEMENT FOR INSTALLATION IS MOUNTED TO SODA SYRUP RACK BY COCA-COLA. SECONDARY PLACEMENT OPTION IS MOUNTED ON THE BACKROOM WALL. THIRD INSTALLATION OPTION IS MOUNTING INSIDE THE FRONT BEVERAGE COUNTER WHEN SPACE LIMITATIONS OCCUR. REQUIRED: 1/2" INCOMING WATER LINE FEED WITH 1/2" BALL VALVE SHUTOFF AND 1/2" FPT CONNECTION. MINIMUM 110 VOLT, 20 AMP ELECTRICAL SERVICE TO SUPPORT THE CARBONATOR AND WATER BOOSTER (MUST BE DEDICATED CIRCUIT).
- EXIT LIGHTS INSTALLED BY G.C. PER LOCAL CODE.
- EMERGENCY LIGHTS INSTALLED BY G.C. PER LOCAL CODE.
- EXTINGUISHERS, SMOKE AND FIRE DETECTION SYSTEMS INSTALLED BY G.C. PER LOCAL CODE.
- LABOR & MATERIAL SUPPLIED BY G.C. UNLESS OTHERWISE NOTED.
- ALL DIMENSIONS TO BE VERIFIED BY G.C. ON SITE.
- REFRIGERATOR AND FREEZER MUST BE ADEQUATELY VENTILATED. REFER TO MANUFACTURER FOR DETAILS.

THIS DRAWING IS FURNISHED BY SUBWAY ON BEHALF OF SUBWAY IP, LLC. ("SIP") D/B/A SUBWAY. RECIPIENT MUST DETERMINE IF THIS DRAWING MUST BE SUBMITTED TO A LICENSED ARCHITECT OR SIMILAR PROFESSIONAL UNDER FEDERAL, STATE OR LOCAL LAW. ANY CHANGES MUST BE APPROVED BY SIP.

DO NOT SCALE DRAWING. WRITTEN DIMENSIONS TAKE PRECEDENCE OVER SCALED DIMENSIONS. AND SHALL BE VERIFIED IN THE FIELD BY THE GENERAL CONTRACTOR AND/OR FRANCHISEE. ANY DISCREPANCY IN DIMENSIONS SHALL BE BROUGHT TO THE IMMEDIATE ATTENTION OF YOUR AREA BUSINESS DEVELOPERS, SMO TEAMS, OR DESIGNATED FIELD REPRESENTATIVE.

THE GENERAL CONTRACTOR AND EACH SUB-CONTRACTOR SHALL MAKE THEIR OWN INSPECTIONS AND MEASUREMENTS. SUBWAY AND SIP SHALL NOT BE HELD RESPONSIBLE FOR THE ACCURACY OF DIMENSIONS AND FOR ERRORS AND OMISSIONS IN THE DRAWINGS IF WRITTEN CONFIRMATION HAD NOT BEEN RECEIVED BY THE SUBWAY RESTAURANT DESIGN DEPARTMENT.

THIS DRAWING AND THE INFORMATIONAL CONTENT HERE OF IS THE CONFIDENTIAL PROPERTY OF SIP AND IS PROVIDED SOLELY FOR THE USE OF AUTHORIZED SMO TEAMS, FRANCHISEES, THEIR BUSINESS DEVELOPERS, AND CONTRACTORS. RECIPIENT AGREES NOT TO REPRODUCE, COPY, USE OR TRANSMIT THIS DRAWING AND/OR ITS INFORMATIONAL CONTENT, IN WHOLE OR IN PART, OR TO ALLOW SUCH ACTION BY OTHERS, FOR ANY PURPOSE, EXCEPT WITH THE WRITTEN PERMISSION OF SIP OR SUBWAY ACTING ON BEHALF OF SIP. RECIPIENT FURTHER AGREES TO SURRENDER THIS DRAWING AND ANY PERMITTED COPIES HEREOF UPON DEMAND.

DESIGNED BY: S DHOLE, V KANGIRE

REVIEWED BY:

REVISIONS

NO.	DATE	DESCRIPTION	DRAWN BY
1	10/24/2025	DMB'S REMOVED, DINING COUNTER REMOVED	.GHORI, P.BACHATE

RESTAURANT MUST BE CONSTRUCTED AS DESIGNED IN THESE FLOOR PLANS SUBJECT TO FEDERAL, STATE AND LOCAL LAWS. RECIPIENT IS RESPONSIBLE FOR ENSURING COMPLIANCE WITH ALL LAWS. IF MODIFICATIONS ARE NECESSARY, PLEASE CONTACT THE SUBWAY RESTAURANT DESIGN DEPARTMENT FOR WRITTEN APPROVAL OF THE REQUIRED CHANGES.

RESTAURANT #: 44380

DATE: APRIL 30, 2025

ADDRESS:
7 GUN STREET
READING, BEKSHIRE
UNITED KINGDOM
RG12JR

BUSINESS DEVELOPER / SMO TEAM:
PATEL
881

FRANCHISEE:
RAM LAMA

SUBWAY®
1 CORPORATE DRIVE
SUITE 1000
SHELTON, CT 06484
(203) 877-4281 (800)888-4848

SHEET #: 3

SCALE: As indicated

© 2018 SUBWAY IP, LLC.