NOISE IMPACT ASSESSMENT



# 928 Oxford Road, Tilehurst, Reading, RG30 6TJ

**20th October 2022**

**ISSUE 01**

Email: enquiries@daagroup.co.uk Tel: 0207 101 9669 Mobile: 07957 553188 Company Registration No. 0249971

# CONTENTS

1 INTRODUCTION ..... 3
2 NOISE CRITERIA ..... 4
2.1 NATIONAL PLANNING POLICY FRAMEWORK (2018) ..... 4
2.2 NOISE POLICY STATEMENT FOR ENGLAND ..... 4
2.3 PLANNING POLICY GUIDANCE ..... 5
2.4 BRITISH STANDARD 4141:2014 ..... 5
2.5 THE LONDON PLAN (2021) ..... 7
3 SITE SURVEYS ..... 8
3.1 SITE DESCRIPTION ..... 8
3.2 ENVIRONMENTAL SITE SURVEY PROCEDURE ..... 9
3.3 EQUIPMENT ..... 9
4 NOISE SURVEY ..... 10
5 NOISE IMPACT ASSESSMENT ..... 11
5.1 PROPOSED PLANT ..... 11
5.2 CLOSEST NOISE SENSITIVE RECEIVER ..... 13
5.3 NOISE EMMISSION CRITERION ..... 14
5.4 BS4142 ASSESSMENT- Nearest Residential Window ..... 14
5.5 MITIGATION MEASURES ..... 16
5.6 BS8233 ASSESSMENT ..... 16
6 SUMMARY AND CONCLUSIONS ..... 17

APPENDIX:

A ACOUSTIC TERMINOLOGY ..... 18
B CALCULATIONS ..... 20
C MEASUREMENTS ..... 21
D VIBRATION ISOLATION ..... 22

| Author | Date | Checked | Date | Description |
|---|---|---|---|---|
| L. Jennings Tec. IOA | 20/10/2022 | M.Austin I.Eng. MIOA | 24/10/2022 | Information. |

This report has been compiled by Deane Austin Ltd (DAA) with all reasonable skill, care and diligence in accordance with generally accepted acoustic consultancy principles. Information contained in this document contains confidential and commercially sensitive information and shall not be disclosed to third parties.

## 1.0 INTRODUCTION

DAA Group has been appointed to carry out a Noise Impact Assessment at 928 Oxford Road, Tilehurst, Reading, RG30 6TJ to support Planning Application Ref: 220822 for a temporary permission to use available land as a hand carwash facility up to 18 months in accordance with the provisions of:

- The National Planning Policy Framework, the Noise Policy Statement for England (NPSE)
- The World Health Organisation Guidelines for Community Noise 1999 (WHO)
- Policy CC8 and EN17 of the Reading Borough Local Plan 2019.

The purpose of the survey is to satisfy the below condition:

***"3. No mechanical plant shall be installed until a noise assessment of the proposed mechanical plant has been submitted and approved by the Local Planning Authority. The assessment shall be carried out for in accordance with BS4142:2014+A1:2019 methodology. The predicted specific sound level (LAeq,TR) (with reference to BS:4142) as measured at a point 1 metre external to the nearest noise-sensitive facade shall be at least 10dB below the pre-existing background sound level, LA90,T when all plant/equipment (or any part of it) is in operation. The predicted rating level, LAr,Tr (specific sound level plus any adjustment for the characteristic features of the sound) as measured at a point 1 metre external to the nearest noise-sensitive façade (habitable window of a dwelling) shall not exceed the pre-existing background sound level, LA90,T when all plant/equipment (or any part of it) is in operation. The plant shall thereafter only be installed in accordance with the assessment and shall thereafter be maintained so that it operates to the same standard."***

The technical content of this assessment has been provided by a Tech member of the Institute of Acoustics.

The Institute of Acoustics is the UK's professional body for those working in Acoustics, Noise and Vibration.

## 2.0 NOISE CRITERIA

### 2.1 NATIONAL PLANNING POLICY FRAMEWORK (NPPF)

The Department for Communities and Local Government introduced the National Planning Policy Framework (NPPF) in March 2012. The latest revision of the NPPF is dated March 2021.

The NPPF sets out the Government's planning policies for England and how these are expected to be applied. It provides a framework where local Councils can produce their own local and neighbourhood plans which reflect the needs of their communities.

In conserving and enhancing the natural environment, the planning system should prevent both new and existing development from contributing to, or being put at, unacceptable risk from environmental factors including noise.

Planning policies and decisions should aim to avoid noise giving rise to significant adverse impacts on health and quality of life as a result of new development. Conditions may be used to mitigate and reduce noise to a minimum so that adverse impacts on health and quality of life are minimised. It must be recognised that development will often create some noise and existing businesses wanting to develop in continuance of their business should not have unreasonable restrictions put on them. Reference is made within NPPF to the Noise Policy Statement for England (NPSE) as published by DEFRA in March 2010.

### 2.2 NOISE POLICY STATEMENT FOR ENGLAND (NPSE)

The long-term vision of the NPSE is stated within the documents scope, to 'promote good health and a good quality of life through the effective management of noise within the context of Government policy on sustainable development'. The policy aims are stated to:

- avoid significant adverse impacts on health and quality of life;
- mitigate and minimise adverse impacts on health and quality of life; and
- where possible, contribute to the improvement of health and quality of life.

The application of NPSE should mean that noise is properly taken into account at the appropriate time (for example in planning applications or appeals) where it must be considered alongside other relevant issues. The guiding principles of Government policy on sustainable development should be used to assist in the implementation of the NPSE.

The NPSE should apply to all types of noise apart from occupational noise in the workplace. The types of noises defined in the NPSE includes:

- Environmental noise from transportation sources;
- Neighbourhood noise which includes noise arising from within the community; industrial premises, trade and business premises, construction sites and noise in the street

The Noise Policy Statement England (NPSE) outlines observed effect levels relating to the above, as follows:

• **NOEL – No Observed Effect Level**

o This is the level below which no effect can be detected. In simple terms, below this level, there is no detectable effect on health and quality of life due to the noise.

• **LOAEL – Lowest Observed Adverse Effect Level**

o This is the level above which adverse effects on health and quality of life can be detected.

• **SOAEL – Significant Observed Adverse Effect Level**

o This is the level above which significant adverse effects on health and quality of life occur.

As stated in The Noise Policy Statement England (NPSE), it is not currently possible to have a single objective based measure that defines SOAEL that is applicable to all sources of noise in all situations. Specific noise levels are not stated within the guidance for this reason, and allow flexibility in the policy until further guidance is available.

## 2.3 ProPG: PLANNING AND NOISE

As outlined above, the National Planning Policy Framework encourages improved standards of design, although it provides no specific noise levels which should be achieved on site for varying standards of acoustic acceptability, or a prescriptive method for the assessment of noise.

ProPG: Planning and Noise was published in May 2017 in order to encourage better acoustic design for new residential schemes in order to protect future residents from the harmful effects of noise. This guidance can be seen as the missing link between the current NPPF and its predecessor, PPG24 (Planning Policy Guidance 24: Planning and Noise), which provided a prescriptive method for assessing sites for residential development, but without the nuance of 'good acoustic design' as outlined in ProPG.

ProPG allows the assessor to take a holistic approach to consider the site's suitability, taking into consideration numerous design factors which previously may not have been considered alongside the noise level measured on site, for example the orientation of the building in relation to the main source of noise incident upon it.

It should be noted this document is not an official government code of practice, and neither replaces nor provides an authoritative interpretation of the law or government policy, and therefore should be seen as a good practice document only.

## 2.4 BRITISH STANDARD 4142: 2014

British Standard (BS) 4142:2014 "Methods for rating and assessing industrial and commercial sound" describes methods for assessing the likely effects of sound on premises used for residential purposes.

It includes the assessment of sound from industrial and manufacturing processes, M&E plant and equipment, loading and unloading of goods and materials, and mobile plant/vehicles on the site. It can be used to assess sound from proposed, new, modified or additional industrial/commercial sources, at existing or new premises used for residential purposes.

The method described in BS4142: 2014 use outdoor sound levels to assess the likely

effects of sound on people who might be inside or outside a dwelling or premises used for residential purposes upon which sound is incident.
The standard describes methods to measure and determine ambient, background and residual sound levels, and the rating levels of industrial/commercial sound. BS 4142: 2014 requires consideration of the level of uncertainty in the data and associated calculations.
BS 4142 is not intended to be used for the derivation or assessment of internal sound levels, or for the assessment of non-industrial / commercial sources such as recreational activities, motorsport, music and entertainment, shooting grounds, construction and demolition, domestic animals, people, and public address systems for speech.
The Reference Time Interval, T, is defined in the standard as the “specified interval over which the specific sound level is determined”, which is 1 hour during the daytime (07:00 to 23:00 hours) and 15 minutes during the night (23:00 to 07:00 hours).
Ambient sound is defined in BS 4142: 2014 as "totally encompassing sound in a given situation at a given time, usually composed of sound from many sources near and far". It comprises the residual sound and the specific sound when present.
Residual sound is defined in BS 4142: 2014 as "ambient sound remaining at the assessment location when the specific sound source is suppressed to such a degree that it does not contribute to the ambient sound".
The background sound level is the LA90, T of the residual sound level, and is the underlying level of sound. Measurements of background sound level should be undertaken at the assessment location where possible or at a comparable location.
The measurement time interval should be sufficient to obtain a representative value (normally not less than 15 minutes) and the monitoring duration should reflect the range of background sound levels across the assessment period. The background sound level used for the assessment should be representative of the period being assessed.
The specific sound level is the LAeq,T of the sound source being assessed over the reference time interval, Tr. BS 4142: 2014 advises that Tr should be 1 hour during the day and 15 minutes at night.
The rating level is the specific sound level plus any adjustment for the characteristics of the sound (tone, impulse, intermittent or other acoustic feature). The standard describes subjective and objective methods to establish the appropriate adjustment. The adjustments for the different features and assessment methods are summarised in the table below.

**Acoustic Feature Corrections in BS4142: 2014**

| Acoustic Feature | Adjustment for Acoustic Feature | | |
|---|---|---|---|
| | Subjective Methods | Objective Methods | |
| Tonality | +2 dB if just perceptible<br>+4 dB if clearly perceptible<br>+6 dB if highly perceptible | Third Octave Analysis | Narrow Band Analysis |
| | | +6 dB if tones identified | Sliding scale of 0 to +6 dB depending on audibility of tone |
| Impulsivity | +3 dB if just perceptible<br>+6 dB if clearly perceptible<br>+9 dB if highly perceptible | Sliding scale of 0 to +9 dB depending on prominence of impulsive sound | |
| Intermittency | + 3 dB if intermittency is readily distinctive | n/a | |
| Other | + 3 dB if neither tonal nor impulsive, but otherwise readily distinctive | n/a | |

Where tonal and impulsive characters are present in the specific sound within the same reference period then these two corrections can both be taken into account. If one feature is dominant, it might be appropriate to apply a single correction. The rating level is equal to the specific sound level if there are no features present.

The level of impact is assessed by comparing the rating level of the specific sound source with the background sound level. Typically the greater the difference the greater the magnitude of the impact, depending on the context.

Other factors that may require consideration include the absolute level of sound, the character and level of the residual sound compared to the specific sound, and the sensitivity of the receptor and scope for mitigation.

When the rating level is above the background sound level, a difference of around +5 dB is likely to indicate an adverse impact and a difference of around +10 dB or more is likely to indicate a significant adverse impact, depending on the context.

The lower the rating level with respect to the background sound level, the less likely it is that the specific sound source will have an adverse impact. Where the rating level does not exceed the background sound level, this is an indication of the specific sound source having a low impact, depending on the context.

## 3.0 SITE SURVEYS

### 3.1 SITE DESCRIPTION

The site is situated on Oxford Road (A329). To the North of the site is commercial units and a railway line. To the south is residential units.The dominant noise source is road traffic noise from the surrounding roads. (See Figure 3.1)

Figure 3.1 – Site Location

### 3.2 ENVIRONMENTAL SITE SURVEY PROCEDURE

Noise measurements were carried out free field and logged over a period between the 17th and 18th of October 2022. (See Figure 5.2)
The weather was dry and sunny and suitable conditions to carry out the noise survey.

### 3.3 EQUIPMENT

| | |
|---|---|
| Instrument manufacturer | Cirrus Research Plc |
| Model | IEC 61672-3:2013 |
| Serial Number | G302987 |
| Microphone Type | MK:224 |
| Serial Number | 214457A |
| Calibrator | CR:515 |
| Serial Number | 96653 |
| Cirrus CK: 675 Outdoor Kit | |

The calibration of the sound level meters was verified in-situ before any measurements were taken, using the handheld calibrator and reference tone of 114dB at 1kHz. Validation checks at the end of the survey indicated that all instruments had operated within permitted tolerances for drift and measured level.

Calibration certificates are available on request.

## 4.0 NOISE SURVEY

| Period | Lowest Recored $L_{A90, 15}$ |
|---|---|
| 07:00 – 23:00 | 41dB |
| Proposed operating Hours<br>08:30 – 19:00 | 49dB |

Table 4.1 Lowest recorded Background Noise Level

## 5.0 NOISE IMPACT ASSESSMENT

The proposed operating hours are:
Monday-Friday – 08:30-19:00
Saturday – Sunday/ Bank Holidays – 09:00 – 19:00.

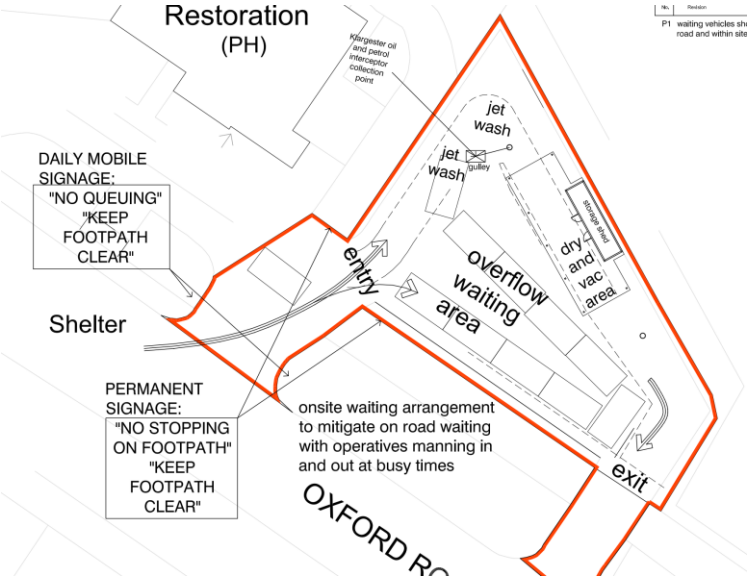


Figure 5.0 – Proposed Plans

It is noted that there is site hoarding which is to remain in place which was not present in the previous uses.
The jet wash pumps are to be housed inside insulated brick enclosures.

## 5.1 PROPOSED PLANT

It is understood that the plant consists of:
2 x Vacuum Cleaners
2 x High Pressure Pumps



The equipment Noise levels were measured 1m away and used in the calculation of cumulative noise impact. The table below shows the results. All measurements are in dB(A).

| Operation | Location | $L_{Aeq,5}$ |
|---|---|---|
| Vacuum | 1m from operation | 59.3 |
| Jet wash & Compressor | 1m from Operation | 77.1 |

Table 5.3 – Measured Specific Noise Levels

### 5.1.1 DISCUSSION

As can be seen from the Table, the jet wash and compressor are by far the noisiest activities associated with the car wash. The noise generation of the vacuum is shown to be consistently less than 10 dB below the levels generated by the jet wash and compressor. Therefore, running both the jet wash and vacuum simultaneously would result in no noticeable increase in noise level over running the jet wash in isolation.

## 5.2 CLOSEST NOISE SENSITIVE RECEIVER

The closest noise sensitive receiver to the installation location of the plant has been identified as being a residential window located approximately 55 meters from the proposed location of the plant as shown in Figure 5.2

Figure 5.2 – Closest Noise Sensitive Receiver

| | |
|---|---|
| | Proposed Location Jet Wash / High Pressure Pumps |
| | Nearest Residential Noise Sensitive Window |
| | Measurement Location |
| | Proposed Location Vacuum Cleaners |

## 5.3 NOISE EMMISSION CRITERION

It is understood that the permitted operating hours are between 08:30 and 19:00 the criterion has been set as shown in Table 5.3 in order to comply with the Local Authority requirements.

| Time Period | Noise Criterion at Nearest Residential Receiver |
|---|---|
| **Proposed Hours (08:30 – 19.00)** | **39** |

Table 5.3 - Proposed noise emissions criterion

## 5.4 BS4142 ASSESSMENT – Nearest residential Window

| BS4142:2014+A1:2019 Assessment | |
|---|---|
| Source<br>Operating Period | Combined plant<br>08.30 – 19:00 |
| Reference Time Interval (Tr) | 15 minutes |
| Element | Level (dB) |
| Specific Sound Level | 32 |
| Representative Background Noise Level (LA90) | 49 |
| Acoustic feature correction | 6 |
| Rating Level | 38 |
| Excess of Rating over Background Sound Level | -11 |

Detailed calculations are shown in Appendix B.

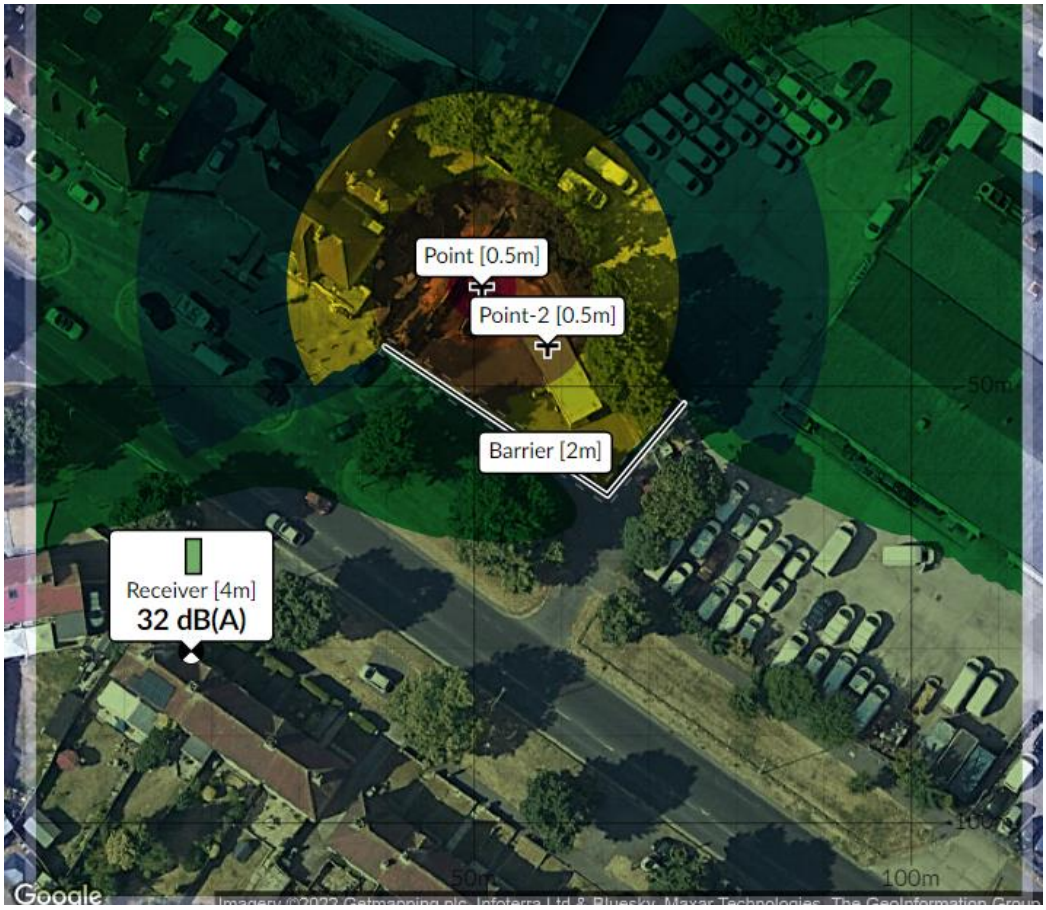


Figure 5.4 – Noise Map of Proposed Plant to residential receiver

## 5.5 MITIGATION MEASURES

### 5.5.1 – Noise Emissions

Calculations indicate no mitigation is needed. However, the high-pressure pumps/ jet washers will be housed in brick enclosures lined with insulation, which will decrease the noise further.

### 5.5.2 – Vibration

The high-pressure pumps/ jet washers should be on anti-vibration mounts for example The Bigfoot System. (See Appendix D).

## 5.6 BS8233 ASSESSMENT

The highest value of 39dB(A) is to be considered externally at 1m from the receiving residential window. Windows may be closed or partially closed leading to further attenuation, as follows.
Further calculations have been undertaken to assess whether the noise emissions from the plant unit installation would be expected to meet the recognized British Planning Compliance Review recommendations, in order to further ensure the amenity of nearby noise sensitive receivers.
British Standard 8233:2014 'Sound insulation and noise reduction for buildings – Code of Practice' gives recommendations for acceptable internal noise levels in residential properties. Assuming worst case conditions, of the closest window being for a bedroom, BS8233:2014 recommends 35dB(A) for internal resting/sleeping conditions during daytime hours.
With a calculated external level of 38dB(A), the residential window itself would not need to provide any additional attenuation in order for the recommended internal noise conditions to be achieved.
According to BS8233:2014, even a partially open window offers 10dB attenuation, thus leading to a further reduced interior noise level.

| Receiver | Design Range – for resting/ sleeping conditions in a bedroom during daytime in BS8233:2014 | Internal Noise Level at Receiver With Open Window (Due to Plant Installation) |
|---|---|---|
| Residential Window as in figure 5.2 | 35dB(A) | 28dB(A) |

## 7.0 SUMMARY AND CONCLUSIONS

DAA Group has been appointed to carry out a Noise Impact Assessment at 928 Oxford Road, Tilehurst, Reading, RG30 6TJ. The purpose of the survey was to assess the level of noise emanating from the proposed hand car wash to the nearest noise sensitive residential window and to advise on the level and type of mitigation that will be required.

Measured noise data of proposed plant has been used to obtain Specific and Rated Noise Level at the nearest noise sensitive receiver in accordance with British Standard BS4142:2014+A1:2019 for compliance with Reading Council requirements.

The rating level was compared with the representative background noise level to assess the likelihood of impact considering the environmental noise context of the area as per the requirements of BS4142:2014+A1:2019.

Calculations were carried out with all the proposed plant operating at the same time as a 'worst case scenario.'

Calculations indicate a Rating level of 38dB at 1m outside the NSR, which is -11dB below the lowest recorded background noise level (L90).

It has been concluded that noise emissions from the proposed plant would not have an adverse impact on the nearest residential receivers.

## APPENDIX A ACOUSTIC TERMINOLOGY

### B.1 WEIGHTED DECIBEL, dB(A)

The unit generally used for measuring environmental, traffic or industrial noise is the A-weighted sound pressure level in decibels, denoted dB(A). The weighting is based on the frequency response of the human ear and has been found to correlate well with human subjective reactions to various sounds. An increase or decrease of approximately 10 dB corresponds to a subjective doubling or halving of the loudness of a noise, and a change of 2 to 3 dB is subjectively barely perceptible.

### B.2 EQUIVALENT CONTINUOUS SOUND LEVEL, LAeq

Another index for assessment for overall noise exposure is the equivalent continuous sound level, $L_{Aeq}$. This is a notional steady level which would, over a given period, deliver the same sound energy as the actual time-varying sound over the same period.

### B.3 MAXIMUM NOISE LEVEL, LAmax

The maximum noise level identified during a measurement period. Experimental data has shown that the human ear does not generally register the full loudness of transient sound events of less than 125 ms in duration.

### B.4 NOISE RATING, NR

Noise ratings are used as a single figure criterion for specifying services noise in buildings. Each noise rating value has an associated spectrum of defined values in each third or octave frequency band. To determine the noise rating of a room the measured spectrum is compared to a set of noise rating curves. The highest NR curve that crosses any single frequency band of the measurement determines the noise rating for the room. The single figure noise rating is read at the 1 kHz band.

### B.5 SOUND LEVEL DIFFERENCE (D)

The sound insulation required between two spaces may be determined by the sound level difference needed between them. A single figure descriptor which characterises a range of frequencies, the weighted sound level difference, D, is sometimes used (BS EN ISO 717-1). This parameter is not adjusted to reference conditions.

The standardized level difference, Dn, T is a measure of the difference in sound level between two rooms, in each frequency band, where the reverberation time in the receiving room has been normalised to 0.5 s. This parameter measures all transmission paths, including flanking paths.

The weighted standardized level difference, DnTw, is a measure of the difference in sound level between two rooms, which characterises a range of frequencies and is normalised to a reference reverberation time

### B.6 SOUND REDUCTION INDEX (R)

The sound reduction index (or transmission loss) of a building element is a measure of the loss of sound through the material, i.e. its attenuation properties. It is a property of the component, unlike the sound level difference which is affected by the common area between the rooms and the acoustic of the receiving room. The weighted sound reduction index, Rw, is a single figure description of sound reduction index characterising a range of frequencies, which is defined in BS EN ISO 717-1: 1997. The Rw is calculated from measurements in an acoustic laboratory

**B.7 STATISTICAL NOISE LEVELS ($L_{A90}$, (T) $L_{A1}$, (T) $L_{A10}$, (T) etc.)**

For levels of noise that vary widely with time, for example road traffic noise, it is necessary to employ an index which allows for this variation. The $L_{A10}$ is the level exceeded for ten per cent of the time under consideration, has historically been
adopted in the UK for the assessment of road traffic noise. The LA90 is the level exceeded for ninety per cent of the time, has been adopted to represent the background noise level. The $L_{A1}$ the level exceeded for one per cent of the time, is representative of the maximum levels recorded during the sample period. A weighted statistical noise levels are denoted LA10, dB LA90, dB. etc. The reference time (T) is normally included, e.g. LA10, (5min), & LA90, (8hr).

**B.8 TYPICAL NOISE LEVELS**

Typical noise levels are given in the following table.

| Noise Level dB(A) | Example |
|---|---|
| 130 | Threshold of pain |
| 120 | Jet aircraft take-offs at 100 m |
| 110 | Chain saw at 1 m |
| 100 | Inside disco |
| 90 | Heavy lorries at 5 m |
| 80 | Kerbside of busy street |
| 70 | Loud radio (in typical domestic room) |
| 60 | Office or restaurant |
| 50 | Domestic fan heaters at 1m |
| 40 | Living room |
| 30 | Ventilation Noise in Theatre |
| 20 | Remote countryside on still night |
| 10 | Sound insulated test chamber |
| 0 | Threshold of hearing. |

## APPENDIX B CALCULATIONS

| External Noise Transmission. | | | | | | | | | | | | | | | |
|---|---|---|---|---|---|---|---|---|---|---|---|---|---|---|---|
| **Hand Car Wash** | | | | | | | | | | | | | | | |
| **NOISE EMISSION CALCULATION** | | | | | | | | | | | | | | | |
| **ITEM** | **PARAMETER** | | | | **HZ** | | **63** | **125** | **250** | **500** | **1K** | **2K** | **4K** | **8K** | **dBA** |
| 1 | **Schedule of Plant** | | Qty | | | | | | | | | | | | |
| 2 | | | | | | | | | | | | | | | |
| 3 | High Pressure Pump/ Jet Wash | | 2 | Spl | dB | + | | | | | | | | | 80 |
| 4 | Vacuum Cleaners | | 2 | Spl | dB | + | | | | | | | | | 62 |
| 5 | | | | | | | | | | | | | | | |
| 6 | | | | | | | | | | | | | | | |
| 7 | | | | | | | | | | | | | | | |
| 8 | | | | | | | | | | | | | | | |
| 9 | | | | | | | | | | | | | | | |
| 10 | | | | | | | | | | | | | | | |
| 11 | Revised Sound Pressure Level: | | 1 | Spl | dB | + | | | | | | | | | 80 |
| 12 | | | | | | | | | | | | | | | |
| 13 | | | | | | | | | | | | | | | |
| 14 | | | | | | | | | | | | | | | |
| 15 | Distance to nearest receptor Metres: | r | 55 | | dB | - | 43 | 43 | 43 | 43 | 43 | 43 | 43 | 43 | 43 |
| 16 | SPL=SWL -20log( r ) + 10log(Q) -11 dB. | | Q | 2 | | | | | | | | | | | |
| 17 | | | | | | | | | | | | | | | |
| 18 | Barrier | | | | dB | 0 | | | | | | | | | 5 |
| 19 | | | | | | | | | | | | | | | |
| 20 | Spl at receptor | | | | dB | + | | | | | | | | | 32 |
| 21 | | | | | | | | | | | | | | | |
| 22 | | | | | | | | | | | | | | | |
| 23 | Acoustic Feature correction | | 6 | | dB | + | | | | | | | | | 6 |
| 24 | | | | | | | | | | | | | | | |
| 25 | | | | | | | | | | | | | | | |
| 26 | | | | | | | | | | | | | | | |
| 27 | Specific noise level at receptor | | | | dB | + | 0 | 0 | 0 | 0 | 0 | 0 | 0 | 0 | 38 |
| 28 | (1m outside noise sensitive window) | | | | | | | | | | | | | | |
| 29 | **Lowest Background Noise Levels: ($L_{A90}$)** | | | | | | | | | | | | | | |
| 30 | **Pr0posed Hours (08:30-19:00)** | | | | dB | + | | | | | | | | | **49** |
| 31 | **Difference:** (Daytime Assessment level) | | | | dB | - | | | | | | | | | **-11** |
| 32 | | | | | | | | | | | | | | | |
| 33 | | | | | | | | | | | | | | | |
| 34 | | | | | | | | | | | | | | | |
| 35 | | | | | | | | | | | | | | | |
| 36 | | | | | | | | | | | | | | | |
| | E&OE | | | | | | | | | | | | | | |

**APPENDIX C MEASUREMENTS**

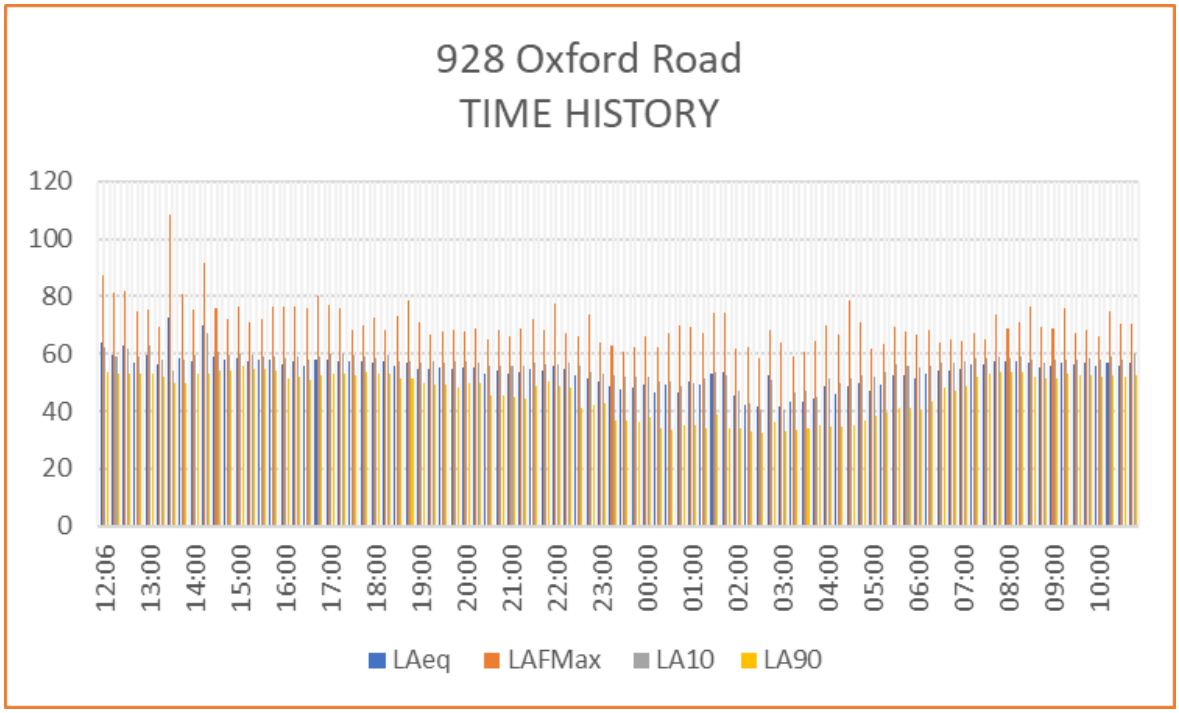

***Big Foot Systems***[14]

***Mini Split Kit***

[14] Big Foot Systems – TEL 01323 844355.