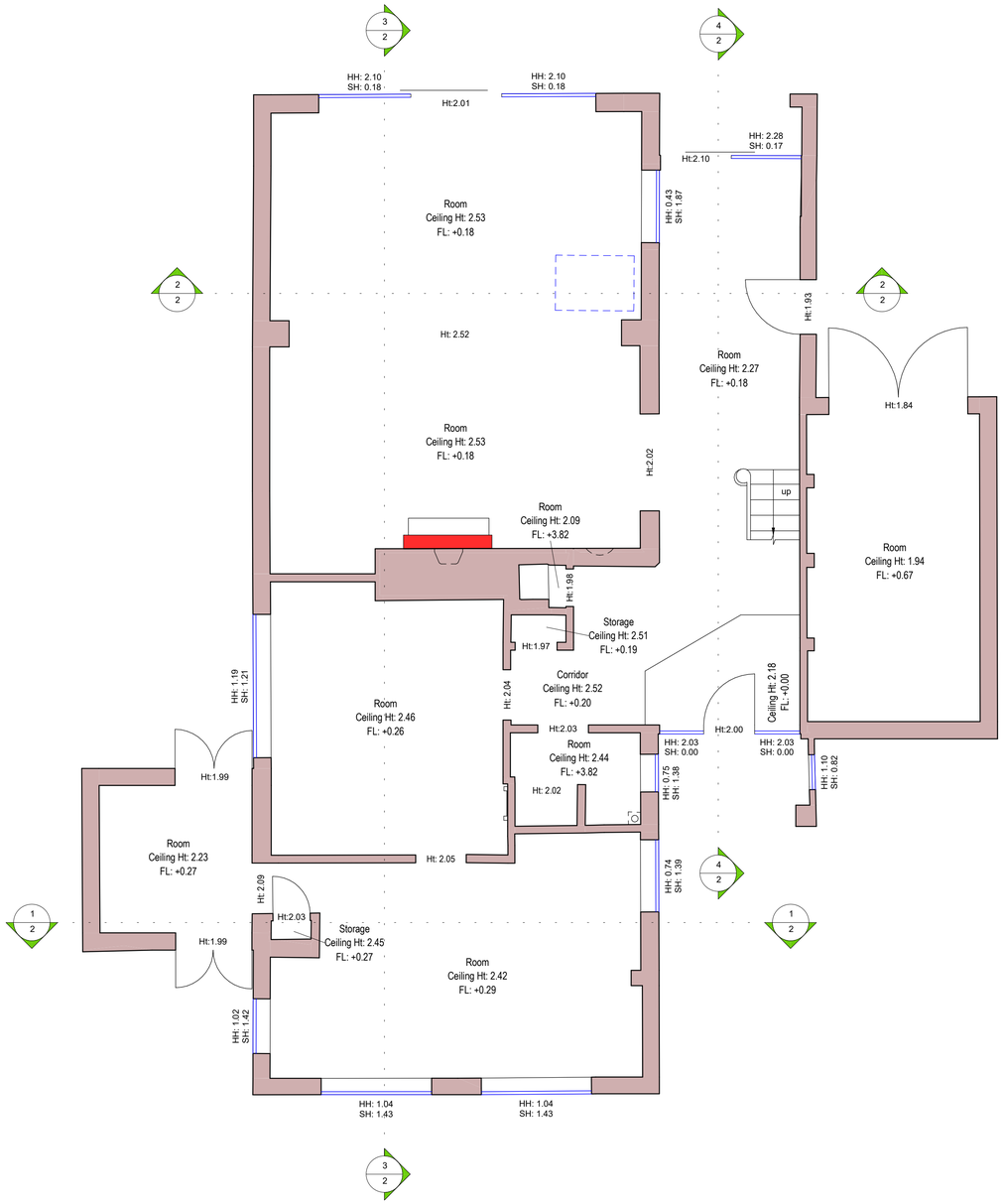

1 Existing ground floor

1 : 50

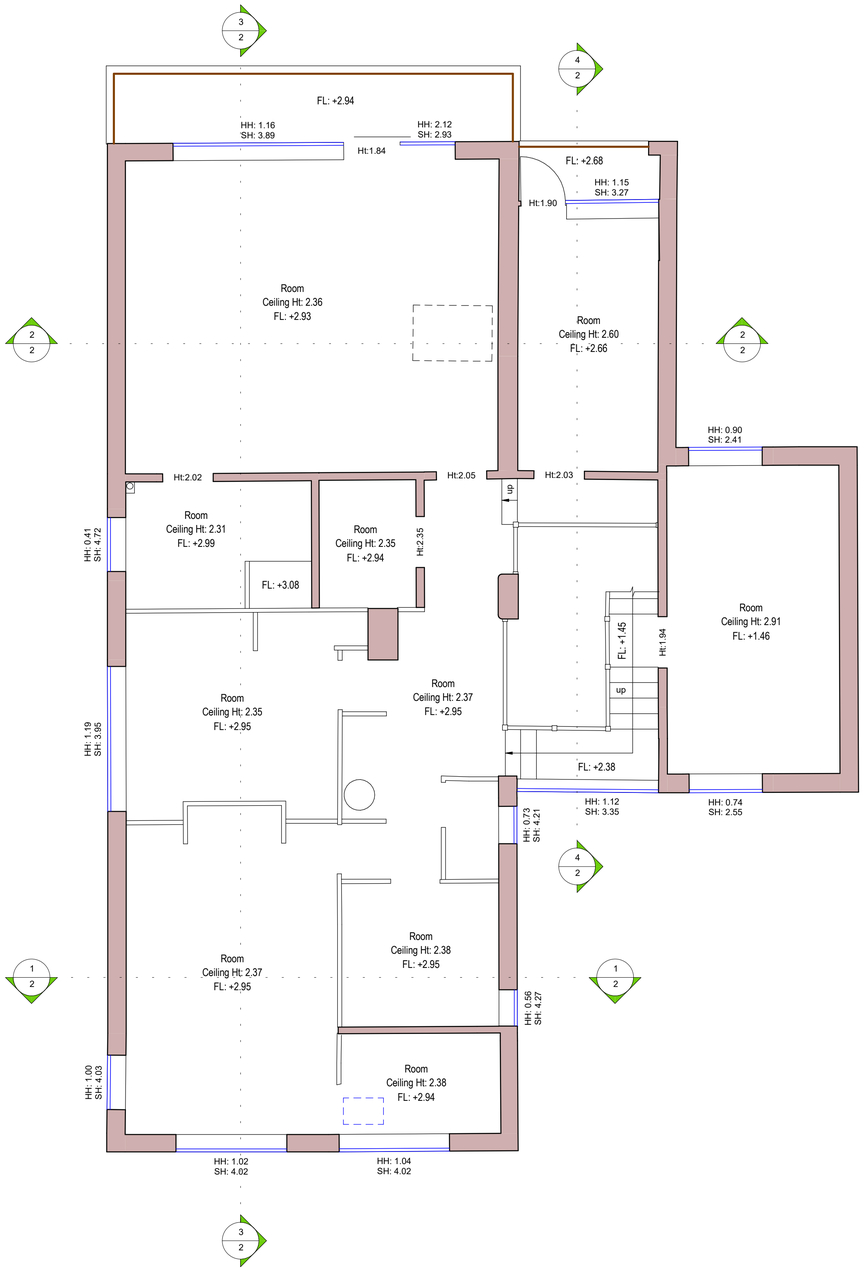

2 Existing 1st floor

1 : 50

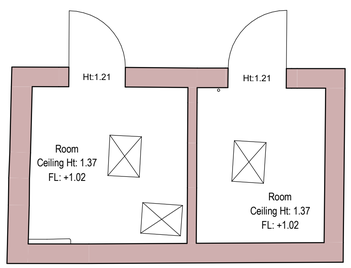

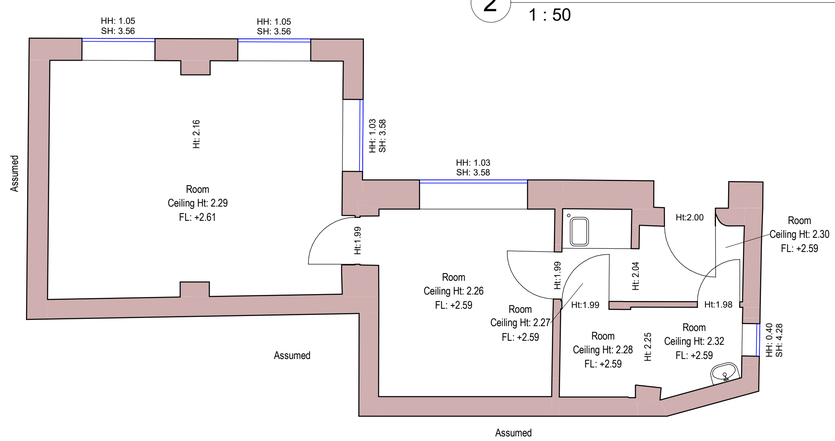

Measured Survey PRO
+44 (0) 203 538 8176
+44 (0) 739 901 1771
hello@measuredsurveypro.co.uk
https://measuredsurvey365.co.uk

Reference symbol

Plan

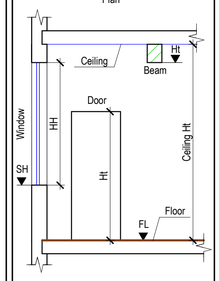

- Beam on plan view
- Fireplace
- Built-in storage
- Shower
- Ceiling hole, Ceiling level change

Elevation

- Roof

Section

- Ceiling
- Floor

Site plan

- Outline of a neighboring bld.
- Fence
- Landscaping
- Manhole

Abbreviations

FL - Floor Level
HT - Leaf Height (Door)
HT - Bottom Level (Beam)
SH - Window Sill Level
HH - Window Height
TL - Top Level
BL - Bottom Level

Section Number
Sheet Number

Notes

- All information contained in this drawing should be checked and verified prior to any fabrication or construction.
- Any discrepancies between this drawing and any other information should be reported to Measured Survey Pro within 60 days after the native CAD DWG drawings are released.

Project number: MS - 152020 - 13168

Project adress: The Warren,Caversham,Reading,RG4 7TQ

Description: Existing ground & 1st floor

Drawn: S K

Checked: C P

Scale bar: 0 1 2 3

Scale: 1:50

Format: A1

Sheet № : 1

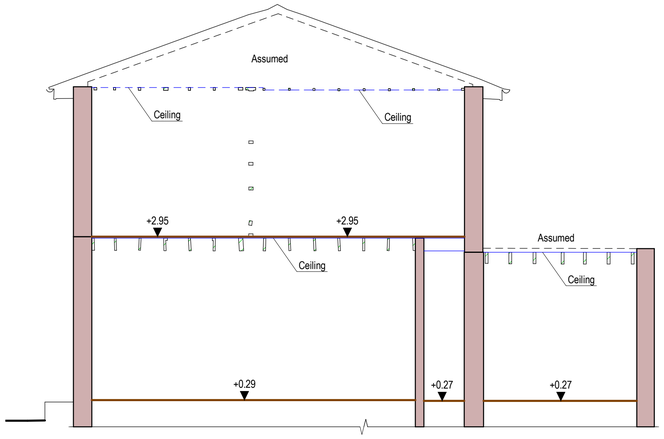

1 Existing section 1

1 : 50

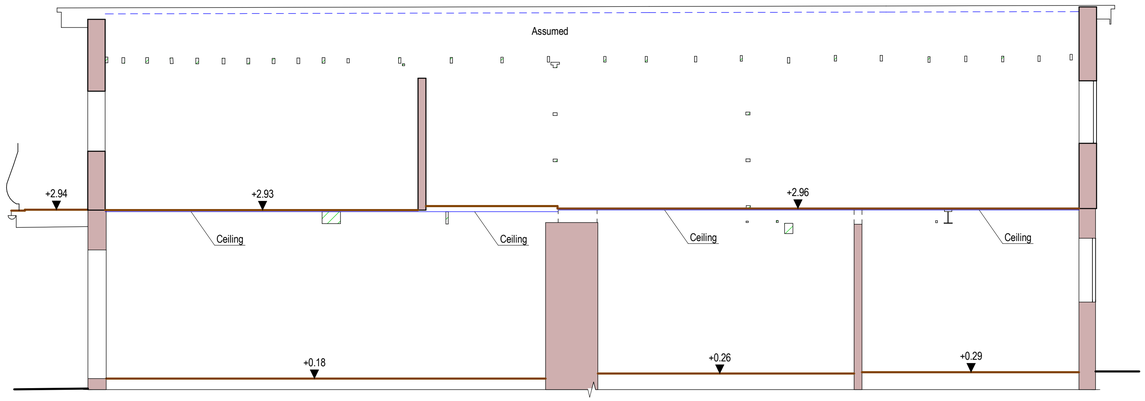

3 Existing section 3

1 : 50

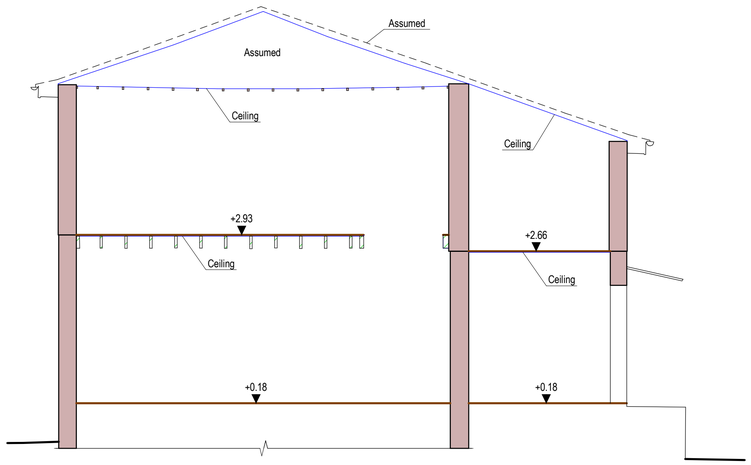

2 Existing section 2

1 : 50

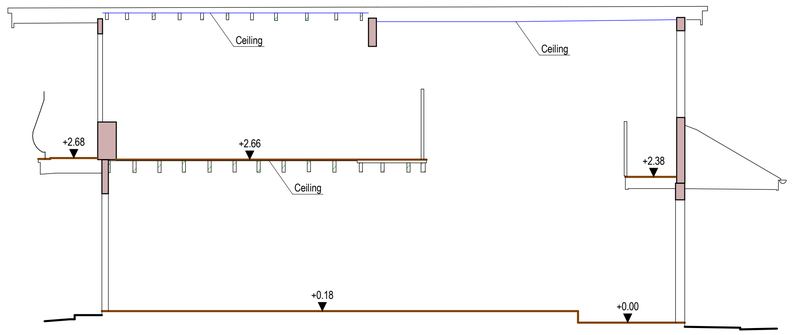

4 Existing section 4

1 : 50

Measured Survey PRO
+44 (0) 203 538 8176
+44 (0) 739 901 1771
hello@measuredsurveypro.co.uk
https://measuredsurvey365.co.uk

Reference symbol

Plan

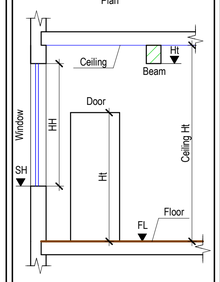

- Beam on plan view
- Fireplace
- Built-in storage
- Shower
- Ceiling hole, Ceiling level change

Elevation

- Roof

Section

- Ceiling
- Floor

Site plan

- Outline of a neighboring bld.
- Fence
- Landscaping
- Manhole

Abbreviations

FL - Floor Level
HT - Leaf Height (Door)
HT - Bottom Level (Beam)
SH - Window Sill Level
HH - Window Height
TL - Top Level
BL - Bottom Level

Notes

- All information contained in this drawing should be checked and verified prior to any fabrication or construction.
- Any discrepancies between this drawing and any other information should be reported to Measured Survey Pro within 60 days after the native CAD DWG drawings are released.

Project number

MS - 152020 - 13168

Project adress

The Warren,Caversham,Reading,RG4 7TQ

Description

Existing sections

Drawn: S K

Checked: C P

Scale bar

0 1 2 3

Scale: 1:50

Format: A1

Sheet № : 2

1 Existing front elevation
1 : 50

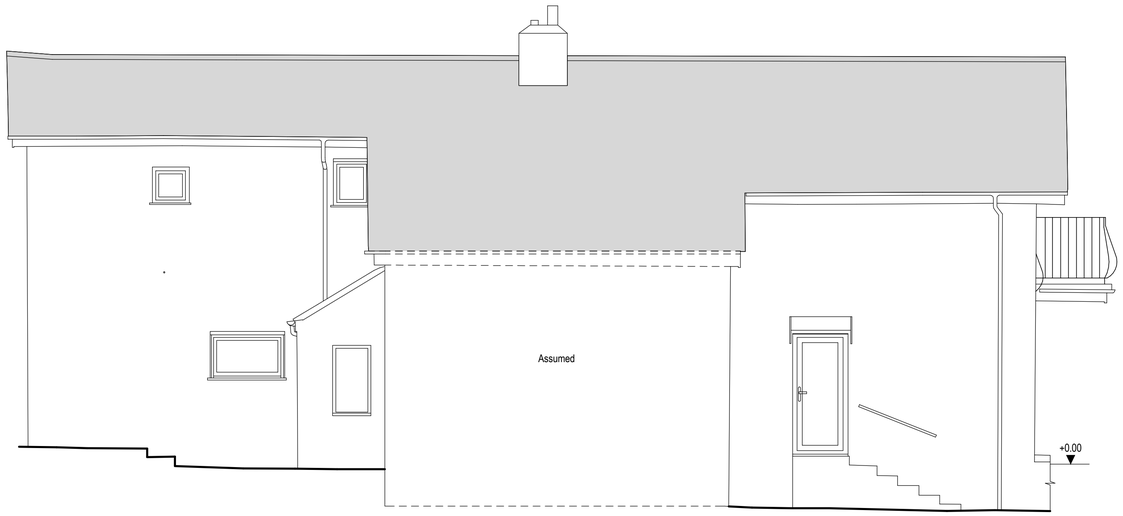

3 Existing side elevation 1
1 : 50

2 Existing rear elevation
1 : 50

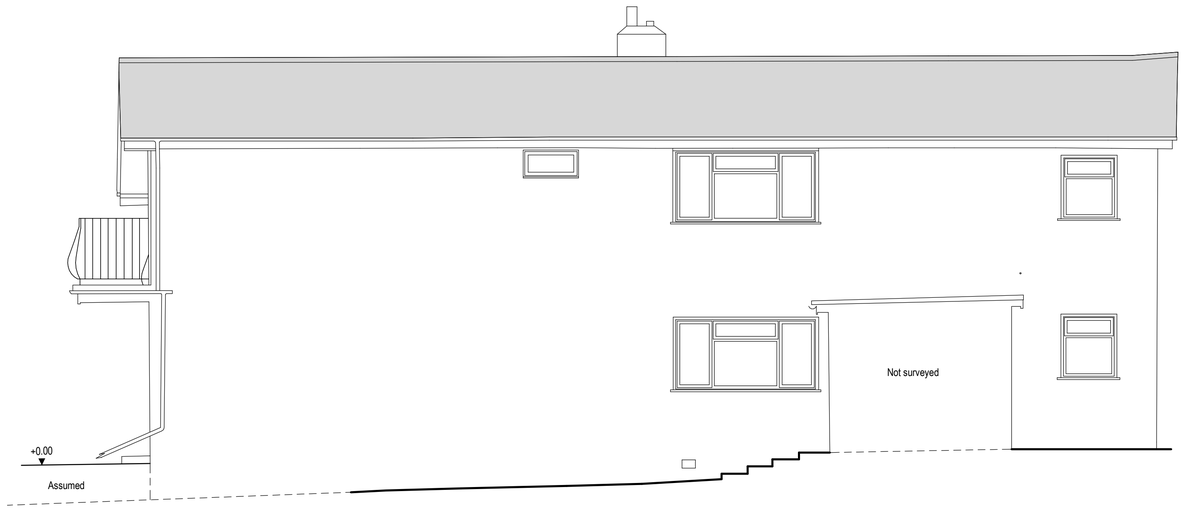

4 Existing side elevation 2
1 : 50

Measured Survey PRO
+44 (0) 203 538 8176
+44 (0) 739 901 1771
hello@measuredsurveypro.co.uk
https://measuredsurvey365.co.uk

Reference symbol

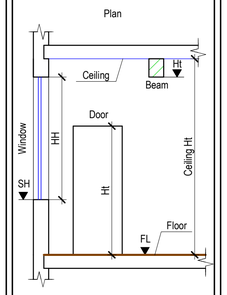

- Beam on plan view
- Fireplace
- Built-in storage
- Shower
- Ceiling hole, Ceiling level change

Elevation
- Roof

Section
- Ceiling
- Floor

Site plan
- Outline of a neighboring bld.
- Fence
- Landscaping
- Manhole

Abbreviations

FL - Floor Level
HT - Leaf Height (Door)
HT - Bottom Level (Beam)
SH - Window Sill Level
HH - Window Height
TL - Top Level
BL - Bottom Level

Notes

- All information contained in this drawing should be checked and verified prior to any fabrication or construction.
- Any discrepancies between this drawing and any other information should be reported to Measured Survey Pro within 60 days after the native CAD DWG drawings are released.
- Some areas of the roof are based on assumption due to visibility restrictions

Project number
MS - 152020 - 13168

Project adress
The Warren,Caversham,Reading,RG4 7TQ

Description
Existing elevations

Drawn: S K
Checked: C P

Scale bar
0 1 2 3

Scale: 1:50
Format: A1
Sheet № 3

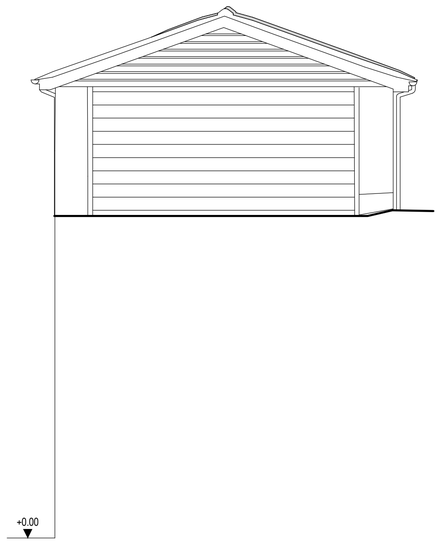

1 Existing annex front elevation
1 : 50

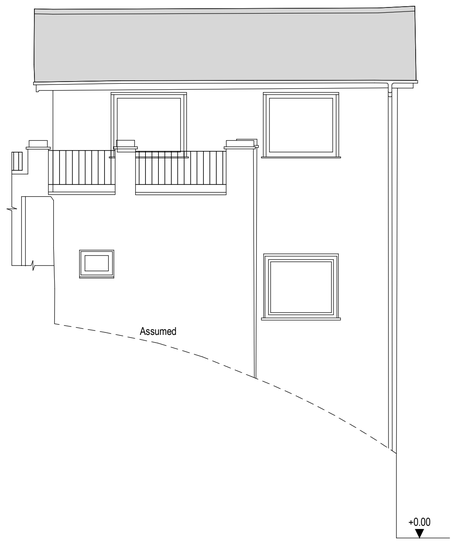

3 Existing annex side elevation 1
1 : 50

2 Existing annex rear elevation
1 : 50

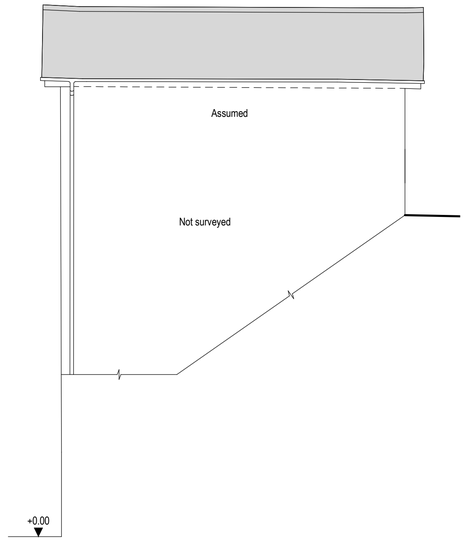

4 Existing annex side elevation 2
1 : 50

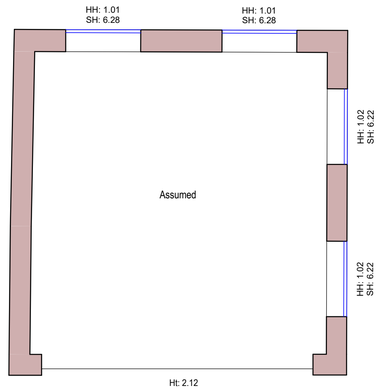

5 Existing annex 2nd floor
1 : 50

Measured Survey PRO
+44 (0) 203 538 8176
+44 (0) 739 901 1771
hello@measuredsurveypro.co.uk
https://measuredsurvey365.co.uk

Reference symbol

Plan

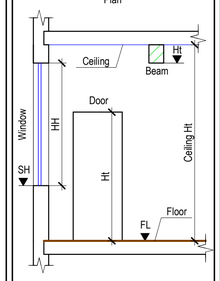

- Beam on plan view
- Fireplace
- Built-in storage
- Shower
- Ceiling hole, Ceiling level change

Elevation

- Roof

Section

- Ceiling
- Floor

Site plan

- Outline of a neighboring bld.
- Fence
- Landscaping
- Manhole

Abbreviations

FL - Floor Level
HT - Leaf Height (Door)
HT - Bottom Level (Beam)
SH - Window Sill Level
HH - Window Height
TL - Top Level
BL - Bottom Level

Notes

- All information contained in this drawing should be checked and verified prior to any fabrication or construction.
- Any discrepancies between this drawing and any other information should be reported to Measured Survey Pro within 60 days after the native CAD DWG drawings are released.
- Some areas of the roof are based on assumption due to visibility restrictions

Project number: MS - 152020 - 13168

Project adress: The Warren,Caversham,Reading,RG4 7TQ

Description: Existing annex elevations & 2nd floor

Drawn: S K

Checked: C P

Scale bar: 0 1 2 3

Scale: 1:50

Format: A1

Sheet № : 4

1 Existing site plan
1 : 50

Measured Survey PRO
+44 (0) 203 538 8176
+44 (0) 739 901 1771
hello@measuredsurveypro.co.uk
https://measuredsurvey365.co.uk

Reference symbol

Plan

Ceiling
Beam
Door
Window
Ceiling Ht.
Floor
SH
HH
Ht.
FL

- Beam on plan view
- Fireplace
- Built-in storage
- Shower
- Ceiling hole, Ceiling level change

Elevation

- Roof

Section

- Ceiling
- Floor

Site plan

- Outline of a neighboring bld.
- Fence
- Landscaping
- Manhole

Abbreviations

FL - Floor Level
HT - Leaf Height (Door)
HT - Bottom Level (Beam)
SH - Window Sill Level
HH - Window Height
TL - Top Level
BL - Bottom Level

Section Number
Sheet Number

Notes

- All information contained in this drawing should be checked and verified prior to any fabrication or construction.
- Any discrepancies between this drawing and any other information should be reported to Measured Survey Pro within 60 days after the native CAD DWG drawings are released.

Project number: MS - 152020 - 13168

Project adress: The Warren,Caversham,Reading,RG4 7TQ

Description: Existing site plan

Drawn: S K
Checked: C P

Scale bar: 1 2 3

Scale: 1:50
Format: 2A0
Sheet No: 5