LEVEL MONITORING

for SMS (AVI, PRE)

15 RUSSET GLADE, EMMER GREEN, READING, RG4 8UJ

Client:	SMS (AVI, PRE)
Client Contact:	Ian Domigan
Claim Number:	344297/H/AV/HSA/2022
Client Reference:	IFS-PRE-SUB-22-0101923
Policy Holder:	Mr and Mrs J P and M HARDIMAN
Report Date:	17 June 2025
Our Ref:	M19185

SubsNetUK

Level Monitoring Readings

The following table shows the reading levels of the various Level Monitoring Station points.

Date	1	2	3	4	5	6	7
13/09/2022	9.8828	9.6880	9.6854	9.7486	9.6631	9.6821	9.8449
07/11/2022	9.8842	9.6882	9.6859	9.7475	9.6616	9.6823	9.8463
03/01/2023	9.8855	9.6890	9.6866	9.7484	9.6633	9.6876	9.8549
22/02/2023	9.8856	9.6892	9.6862	9.7481	9.6632	9.6875	9.8556
12/04/2023	9.8849	9.6883	9.6859	9.7477	9.6628	9.6871	9.8556
01/06/2023	9.8838	9.6887	9.6860	9.7482	9.6632	9.6870	9.8557
27/07/2023	9.8837	9.6893	9.6864	9.7483	9.6633	9.6861	9.8523
14/09/2023	9.8830	9.6892	9.6866	9.7479	9.6631	9.6835	9.8482
02/11/2023	9.8839	9.6892	9.6867	9.7487	9.6637	9.6867	9.8529
18/01/2024	9.8852	9.6878	9.6856	9.7480	9.6623	9.6875	9.8562
14/03/2024	9.8861	9.6883	9.6865	9.7485	9.6630	9.6882	9.8576
02/05/2024	9.8858	9.6882	9.6859	9.7480	9.6629	9.6878	9.8576
10/09/2024	9.8842	9.6880	9.6856	9.7474	9.6619	9.6841	9.8494
05/11/2024	9.8860	9.6891	9.6865	9.7488	9.6633	9.6828	9.8549
13/01/2025	9.8853	9.6883	9.6862	9.7480	9.6625	9.6873	9.8563
11/03/2025	9.8860	9.6885	9.6863	9.7486	9.6627	9.6879	9.8573
16/06/2025	9.8855	9.6881	9.6860	9.7478	9.6620	9.6866	9.8543

Level Monitoring Difference Graphs

The following graphs display the progressive movement that each Level Monitoring Station recorded at each separate site visit date to give an overall look at how much the property is moving.

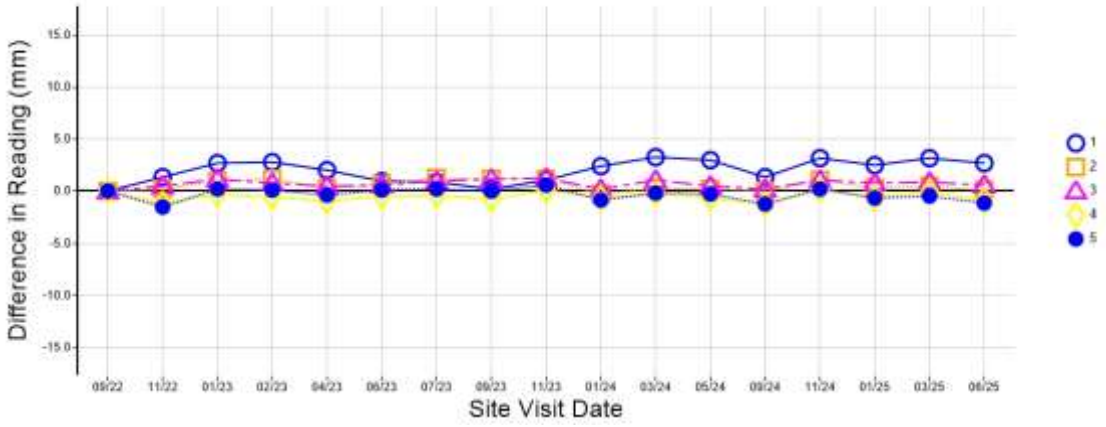

SubsNetUK

Difference in Reading (mm)
15.0
10.0
5.0
0.0
-5.0
-10.0
-15.0
09/22
11/22
01/23
02/23
04/23
06/23
07/23
09/23
11/23
01/24
03/24
05/24
09/24
11/24
01/25
03/25
06/25
Site Visit Date
6
7

SubsNetUK

Level Monitoring Displacement Map

The following image shows an isometric representation of the movement of the property, based on the Level Monitoring Stations that were installed.

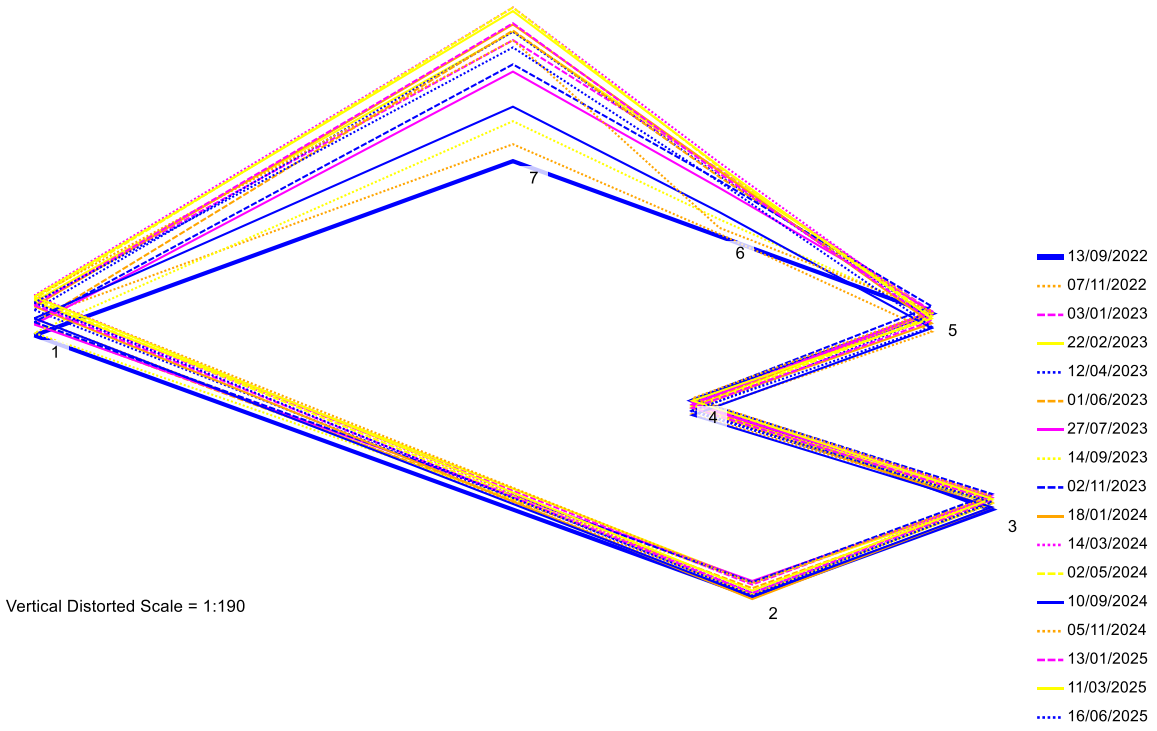

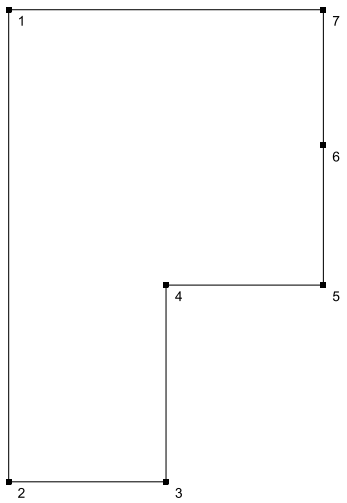

FRONT

SubsNetUK

Site Visit Notes

TBM on manhole at front of the property. No secondary TBM located. If this is not suitable please advise if a deep datum is required.

SubsNetUK