SAMSUNG
Climate Solutions

CAC

# WindFree™ 4way Cassette

# WindFree™ 4way Cassette

- WindFree™ Cooling mode.
- Four-way air supply via independently adjustable blades.
- Built-in humidity sensor.
- Built-in condensation drain pump.
- Predisposition of the air inlet to let fresh air in.
- Can be controlled by Smartphone via Wi-Fi Kit (Optional).
- Motion Detect Sensor (Optional).
- Air Purification Panel, Auto Elevation Panel (Optional).

## Specifications

| Model | | Outdoor<br>Indoor | AC052RXADKG/EU<br>AC052RN4DKG/EU | AC071RXADKG/EU<br>AC071RN4DKG/EU | AC100RXADKG/EU<br>AC100RN4DKG/EU | AC100RXADNG/EU<br>AC100RN4DKG/EU |
|---|---|---|---|---|---|---|
| **Electrical** | | | | | | |
| Power Supply | Outdoor | Φ, #, V, Hz | 1Φ, 2, 220~240 V, 50 Hz | 1Φ, 2, 220~240 V, 50 Hz | 1Φ, 2, 220~240 V, 50 Hz | 3Φ, 4, 380~415 V, 50 Hz |
| | Indoor | Φ, #, V, Hz | 1Φ, 2, 220~240 V, 50 Hz | 1Φ, 2, 220~240 V, 50 Hz | 1Φ, 2, 220~240 V, 50 Hz | 1Φ, 2, 220~240 V, 50 Hz |
| MCA | System (Outdoor/Indoor) | A | 17.5 (16.5 / 1.0) | 17.5 (16.5 / 1.0) | 25.0 (24.0 / 1.0) | 17.1 (16.1 / 1.0) |
| MFA | System | A | 20.6 | 20.6 | 30.0 | 20.0 |
| Minimum SSC value | Outdoor | MVA | Not Applicable | Not Applicable | 1.4 | 2.5 |
| Interconnecting Communication Cable | | mm² | Screened 0.75-1.5mm², 2 Core, F1 F2 Connection | | | |
| **Performance[1]** | | | | | | |
| Nominal Cooling Capacity | Total Cooling (Sensible Cooling) | kW | 5.0 (4.0) | 7.1 (5.1) | 10.0 (7.8) | 10.0 (7.8) |
| UK Cooling Capacity | Total Cooling (Sensible Cooling) | kW | 4.8 (3.9) | 6.7 (4.9) | 9.5 (7.4) | 9.5 (7.4) |
| Nominal Heating Capacity | | kW | 6.0 | 8.0 | 11.2 | 11.2 |
| Operating Temperature Range | Cooling | °C | -15.0 ~ 50.0 °C | -15.0 ~ 50.0 °C | -15.0 ~ 50.0 °C | -15.0 ~ 50.0 °C |
| | Heating | °C | -20.0 ~ 24.0 °C | -20.0 ~ 24.0 °C | -20.0 ~ 24.0 °C | -20.0 ~ 24.0 °C |
| **Energy Efficiency[2]** | | | | | | |
| Rated Efficiency | EER (Nominal Cooling) | W/W | 3.50 | 2.98 | 2.92 | 3.01 |
| | COP (Nominal Heating) | W/W | 4.03 | 3.27 | 3.61 | 3.69 |
| Seasonal Efficiency | SEER / Energy Label | W/W | 7.6 / A++ | 6.7 / A++ | 7.0 / A++ | 7.0 / A++ |
| | SCOP / Energy Label | W/W | 4.3 / A+ | 4.2 / A+ | 4.3 / A+ | 4.3 / A+ |
| **Air Flow Rate** | | | | | | |
| Indoor Unit Airflow Rate | H/M/L | l/s | 250 / 233.3 / 216.6 | 325 / 275 / 241.6 | 517 / 417 / 317 | 517 / 417 / 317 |
| Outdoor Unit Airflow Rate | | l/s | 667 | 850 | 1,200 | 1,200 |
| **Piping Connections** | | | | | | |
| Liquid Pipe | | ø, mm (inch) | 6.35 (1/4) | 6.35 (1/4) | 9.52 (3/8) | 9.52 (3/8) |
| Gas Pipe | | ø, mm (inch) | 12.7 (1/2) | 15.88 (5/8) | 15.88 (5/8) | 15.88 (5/8) |
| Drain Pipe | | ø, mm | VP-25(OD32, ID25) | VP-25(OD32, ID25) | VP-25(OD32, ID25) | VP-25(OD32, ID25) |
| Max Piping Length (Height) | | m | 30 (20) | 50 (30) | 50 (30) | 50 (30) |
| **Refrigerant** | | | | | | |
| Type | | | R32 (Fluorinated greenhouse gas, GWP=675) | | | |
| Factory Charging | | kg | 1.2 | 1.7 | 2.7 | 2.7 |
| | | $tCO_2e$ | 0.81 | 1.15 | 1.82 | 1.82 |
| Precharge to | | m | 10 | 15 | 30 | 30 |
| Additional Charge | | g/m | 15 | 25 | 50 | 50 |
| **Sound** | | | | | | |
| Indoor Sound Pressure Level | H/M/L | dB(A) | 33 / 31 / 29 | 36 / 33 / 29 | 44 / 39 / 33 | 44 / 39 / 33 |
| Indoor Sound Power Level | | dB(A) | 39 | 53 | 61 | 61 |
| Outdoor Sound Pressure Level | Cooling / Heating | dB(A) | 48 / 48 | 49 / 51 | 52 / 54 | 52 / 54 |
| Outdoor Sound Power Level | | dB(A) | 62 | 65 | 69 | 69 |
| **Dimensions** | | | | | | |
| Net Weight | Indoor Unit/Outdoor Unit | kg | 14.5 / 43.0 | 14.5 / 51.0 | 18.0 / 75.0 | 18.0 / 74.0 |
| Indoor Unit Net Dimensions | W x H x D | mm | 840 x 204 x 840 | 840 x 204 x 840 | 840 x 288 x 840 | 840 x 288 x 840 |
| Outdoor Unit Net Dimensions | W x H x D | mm | 880 x 638 x 310 | 880 x 798 x 310 | 940 x 998 x 330 | 940 x 998 x 330 |
| **Drain Pump** | | | | | | |
| Max Lifting Height / Displacement | | mm / litres/h | 750 / 24 | 750 / 24 | 750 / 24 | 750 / 24 |
| **Default Panel (PC4NUFMAN)** | | | | | | |
| Net Weight | | kg | 6.3 | 6.3 | 6.3 | 6.3 |
| Net Dimensions | W x H x D | mm | 950 x 48 x 950 | 950 x 48 x 950 | 950 x 48 x 950 | 950 x 48 x 950 |
| Colour | | - | White | White | White | White |

1 Performances are based on the following design conditions:
- Nominal Cooling Capacity: Indoor temperature 27°C DB, 19°C WB, Outdoor temperature 35°C DB
- Nominal Heating Capacity: Indoor temperature 20°C DB, Outdoor temperature 7°C DB, 6°C WB
- UK Cooling Capacity: Indoor temperature 23°C DB, 16°C WB, Outdoor temperature 30°C DB

2 For units with capacity up to 12kW: Efficiencies as shown are according to EU No 206/2012 (LOT10) Ecodesign requirements for air conditioners.
For units with capacity up to 12kW: Energy labels as shown are according to EU No 626/2011 (LOT10) label classification 2019, on a scale from D to A+++.
For units with capacity greater than 12kW: Efficiencies as shown are according to EU No 2016/2281 (LOT 21) Ecodesign requirements for heat pumps/air conditioners.

| Accessories | | | |
|---|---|---|---|
| Wireless Remote Controller | Touch Wired Controller | Premium Wired Controller | Wi-Fi Kit |
| AR-EH03E | MWR-SH11N | MWR-WG00JN | MIM-H04EN |
| External Room Sensor | Air Purification Panel | Auto Elevation Panel | Motion Detect Sensor |
| MRW-TA | PC4NUCEAN | PC4NUXMAN | MCR-SMC |

# Specifications

| Model | | Outdoor<br>Indoor | AC120RXADKG/EU<br>AC120RN4DKG/EU | AC120RXADNG/EU<br>AC120RN4DKG/EU | AC140RXADKG/EU<br>AC140RN4DKG/EU | AC140RXADNG/EU<br>AC140RN4DKG/EU |
|---|---|---|---|---|---|---|
| Electrical | | | | | | |
| Power Supply | Outdoor | Φ, #, V, Hz | 1Φ, 2, 220~240 V, 50 Hz | 3Φ, 4, 380~415 V, 50 Hz | 1Φ, 2, 220~240 V, 50 Hz | 3Φ, 4, 380~415 V, 50 Hz |
| | Indoor | Φ, #, V, Hz | 1Φ, 2, 220~240 V, 50 Hz | 1Φ, 2, 220~240 V, 50 Hz | 1Φ, 2, 220~240 V, 50 Hz | 1Φ, 2, 220~240 V, 50 Hz |
| MCA | System (Outdoor/Indoor) | A | 25.0 (24.0 / 1.0) | 17.1 (16.1 / 1.0) | 33.0 (32.0 / 1.0) | 17.1 (16.1 / 1.0) |
| MFA | System | A | 30.0 | 20.0 | 40.0 | 20.0 |
| Minimum SSC value | Outdoor | MVA | 1.9 | 2.7 | 1.9 | 2.5 |
| Interconnecting Communication Cable | | mm² | Screened 0.75-1.5mm², 2 Core, F1 F2 Connection | | | |
| Performance[1] | | | | | | |
| Nominal Cooling Capacity | Total Cooling (Sensible Cooling) | kW | 12.0 (8.8) | 12.0 (8.8) | 13.4 (9.4) | 13.4 (9.4) |
| UK Cooling Capacity | Total Cooling (Sensible Cooling) | kW | 11.4 (8.4) | 11.4 (8.4) | 12.7 (9.0) | 12.7 (9.0) |
| Nominal Heating Capacity | | kW | 13.2 | 13.2 | 15.5 | 15.5 |
| Operating Temperature Range | Cooling | °C | -15.0 ~ 50.0 °C | -15.0 ~ 50.0 °C | -15.0 ~ 50.0 °C | -15.0 ~ 50.0 °C |
| | Heating | °C | -20.0 ~ 24.0 °C | -20.0 ~ 24.0 °C | -20.0 ~ 24.0 °C | -20.0 ~ 24.0 °C |
| Energy Efficiency[2] | | | | | | |
| Rated Efficiency | EER (Nominal Cooling) | W/W | 2.60 | 2.69 | 2.90 | 2.90 |
| | COP (Nominal Heating) | W/W | 3.18 | 3.26 | 3.16 | 3.25 |
| Seasonal Efficiency | SEER / Energy Label | W/W | 6.0 / A+ | 6.0 / A+ | 6.6 | 6.6 |
| | SCOP / Energy Label | W/W | 4.0 / A+ | 4.0 / A+ | 4.3 | 4.3 |
| Air Flow Rate | | | | | | |
| Indoor Unit Airflow Rate | H/M/L | l/s | 533 / 433 / 333 | 533 / 433 / 333 | 533 / 450 / 367 | 533 / 450 / 367 |
| Outdoor Unit Airflow Rate | | l/s | 1,200 | 1,200 | 1,833 | 1,833 |
| Piping Connections | | | | | | |
| Liquid Pipe | | ø, mm (inch) | 9.52 (3/8) | 9.52 (3/8) | 9.52 (3/8) | 9.52 (3/8) |
| Gas Pipe | | ø, mm (inch) | 15.88 (5/8) | 15.88 (5/8) | 15.88 (5/8) | 15.88 (5/8) |
| Drain Pipe | | ø, mm | VP-25(OD32, ID25) | VP-25(OD32, ID25) | VP-25(OD32, ID25) | VP-25(OD32, ID25) |
| Max Piping Length (Height) | | m | 50 (30) | 50 (30) | 75 (30) | 75 (30) |
| Refrigerant | | | | | | |
| Type | | | R32 (Fluorinated greenhouse gas, GWP=675) | | | |
| Factory Charging | | kg | 2.7 | 2.7 | 2.9 | 2.9 |
| | | $tCO_2e$ | 1.82 | 1.82 | 1.96 | 1.96 |
| Precharge to | | m | 30 | 30 | 30 | 30 |
| Additional Charge | | g/m | 50 | 50 | 50 | 50 |
| Sound | | | | | | |
| Indoor Sound Pressure Level | H/M/L | dB(A) | 45 / 40 / 35 | 45 / 40 / 35 | 45 / 41 / 37 | 45 / 41 / 37 |
| Indoor Sound Power Level | | dB(A) | 61 | 61 | 61 | 61 |
| Outdoor Sound Pressure Level | Cooling / Heating | dB(A) | 54 / 56 | 54 / 56 | 53 / 54 | 53 / 54 |
| Outdoor Sound Power Level | | dB(A) | 70 | 70 | 69 | 69 |
| Dimensions | | | | | | |
| Net Weight | Indoor Unit/Outdoor Unit | kg | 18.0 / 81.0 | 18.0 / 80.0 | 20.0 / 91.5 | 20.0 / 90.5 |
| Indoor Unit Net Dimensions | W x H x D | mm | 840 x 288 x 840 | 840 x 288 x 840 | 840 x 288 x 840 | 840 x 288 x 840 |
| Outdoor Unit Net Dimensions | W x H x D | mm | 940 x 998 x 330 | 940 x 998 x 330 | 940 x 1,210 x 330 | 940 x 1,210 x 330 |
| Drain Pump | | | | | | |
| Max Lifting Height / Displacement | | mm / litres/h | 750 / 24 | 750 / 24 | 750 / 24 | 750 / 24 |
| Default Panel (PC4NUFMAN) | | | | | | |
| Net Weight | | kg | 6.3 | 6.3 | 6.3 | 6.3 |
| Net Dimensions | W x H x D | mm | 950 x 48 x 950 | 950 x 48 x 950 | 950 x 48 x 950 | 950 x 48 x 950 |
| Colour | | - | White | White | White | White |

1 Performances are based on the following design conditions:
- Nominal Cooling Capacity: Indoor temperature 27°C DB, 19°C WB, Outdoor temperature 35°C DB
- Nominal Heating Capacity: Indoor temperature 20°C DB, Outdoor temperature 7°C DB, 6°C WB
- UK Cooling Capacity: Indoor temperature 23°C DB, 16°C WB, Outdoor temperature 30°C DB

2 For units with capacity up to 12kW: Efficiencies as shown are according to EU No 206/2012 (LOT10) Ecodesign requirements for air conditioners.
For units with capacity up to 12kW: Energy labels as shown are according to EU No 626/2011 (LOT10) label classification 2019, on a scale from D to A+++.
For units with capacity greater than 12kW: Efficiencies as shown are according to EU No 2016/2281 (LOT 21) Ecodesign requirements for heat pumps/air conditioners.

# WindFree™ 4way Cassette

## Multi-Unit Operation (DPM)

Instead of connecting just one indoor unit, users can connect two, three or four indoor units with a single outdoor unit for more efficient cooling and heating. The indoor units operate and are controlled simultaneously as one cycle within the same mode via one remote controller. This system is ideal for spaces requiring multiple indoor units for better temperature and airflow distribution, such as open plan offices or shops.

| Model | | | 10kW Twin DPM Single Phase | 10kW Twin DPM Three Phase | 12kW Triple DPM Single Phase | 12kW Triple DPM Three Phase |
|---|---|---|---|---|---|---|
| System Composition | | | | | | |
| Outdoor Unit | | | AC100RXADKG/EU | AC100RXADNG/EU | AC120RXADKG/EU | AC120RXADNG/EU |
| Indoor Unit | | | AC052RN4DKG/EU X2 | AC052RN4DKG/EU X2 | AC052RN4DKG/EU X3 | AC052RN4DKG/EU X3 |
| Branch Pipe Kit | | | MXJ-2D2509K | MXJ-2D2509K | MXJ-3D2509K | MXJ-3D2509K |
| Outdoor Unit Details | | | | | | |
| Power Supply | | Φ, #, V, Hz | 1Φ, 2, 220~240 V, 50 Hz | 3Φ, 4, 380~415 V, 50 Hz | 1Φ, 2, 220~240 V, 50 Hz | 3Φ, 4, 380~415 V, 50 Hz |
| MCA | | A | 24.0 | 16.1 | 24.0 | 16.1 |
| MFA | | A | 30.0 | 20.0 | 30.0 | 20.0 |
| Minimum SSC value | | MVA | 1.4 | 2.5 | 1.9 | 2.7 |
| Airflow Rate | | l/s | 1,200 | 1,200 | 1,200 | 1,200 |
| Sound Pressure Level | Cooling / Heating | dB(A) | 52 / 54 | 52 / 54 | 54 / 56 | 54 / 56 |
| Sound Power Level | | dB(A) | 69 | 69 | 70 | 70 |
| Net Weight | | kg | 75.0 | 74.0 | 81.0 | 80.0 |
| Net Dimensions | WxHxD | mm | 940 x 998 x 330 | 940 x 998 x 330 | 940 x 998 x 330 | 940 x 998 x 330 |
| Piping Connections | | | | | | |
| Total Pipe Length (all lengths combined) | | m | 50 | 50 | 50 | 50 |
| Max Main Pipe Length | L1+a+b | m | 30 | 30 | 30 | 30 |
| Max Individual Pipe Length After Branch | L2, L3, L4, L5 | m | 15 | 15 | 15 | 15 |
| Max Pipe Length Difference Between Indoor Units | e.g. L2-L3, (a+L3)-(b+L5) | m | 5 | 5 | 5 | 5 |
| Max Distance Between Indoor Units | D | m | 10 | 10 | 10 | 10 |
| Max Height Between Indoors And Outdoor | h1 | m | 30 | 30 | 30 | 30 |
| Max Height Difference Between Indoors | h2 | m | 0.5 | 0.5 | 0.5 | 0.5 |
| Main Pipe (L1+a+b) | Liquid | ø, mm (inch) | 9.52 (3/8) | 9.52 (3/8) | 9.52 (3/8) | 9.52 (3/8) |
| | Gas | ø, mm (inch) | 15.88 (5/8) | 15.88 (5/8) | 15.88 (5/8) | 15.88 (5/8) |
| Individual Liquid Pipe After Branch (L2, L3, L4, L5) | Liquid | ø, mm (inch) | 6.35 (1/4) | 6.35 (1/4) | 6.35 (1/4) | 6.35 (1/4) |
| | Gas | ø, mm (inch) | 12.7 (1/2) | 12.7 (1/2) | 12.7 (1/2) | 12.7 (1/2) |
| Refrigerant* | | | | | | |
| Type | | | R32 (Fluorinated greenhouse gas, GWP=675) | | | |

* Additional refrigerant charge for DPM systems is different than single CAC, please consult the relevant installation manual

## Twin DPM

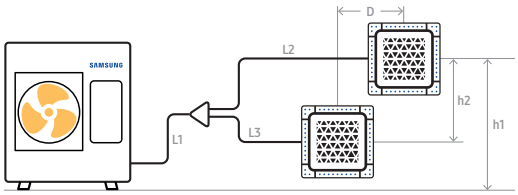


## Triple DPM

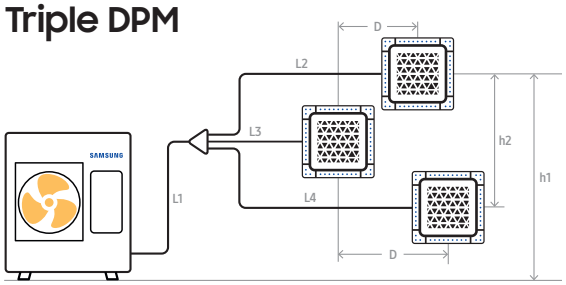

# WindFree™ 4way Cassette

## Multi-Unit Operation (DPM)

Instead of connecting just one indoor unit, users can connect two, three or four indoor units with a single outdoor unit for more efficient cooling and heating. The indoor units operate and are controlled simultaneously as one cycle within the same mode via one remote controller. This system is ideal for spaces requiring multiple indoor units for better temperature and airflow distribution, such as open plan offices or shops.

| Model | | | 14 kW Twin DPM Single Phase | 14kW Twin DPM Three Phase | 14kW Triple DPM Single Phase | 14kW Triple DPM Three Phase |
|---|---|---|---|---|---|---|
| System Composition | | | | | | |
| Outdoor Unit | | | AC140RXADKG/EU | AC140RXADNG/EU | AC140RXADKG/EU | AC140RXADNG/EU |
| Indoor Unit | | | AC071RN4DKG/EU X2 | AC071RN4DKG/EU X2 | AC052RN4DKG/EU X3 | AC052RN4DKG/EU X3 |
| Branch Pipe Kit | | | MXJ-2D2509K | MXJ-2D2509K | MXJ-3D2509K | MXJ-3D2509K |
| Outdoor Unit Details | | | | | | |
| Power Supply | | Φ, #, V, Hz | 1Φ, 2, 220~240 V, 50 Hz | 3Φ, 4, 380~415 V, 50 Hz | 1Φ, 2, 220~240 V, 50 Hz | 3Φ, 4, 380~415 V, 50 Hz |
| MCA | | A | 32.0 | 16.1 | 32.0 | 16.1 |
| MFA | | A | 40.0 | 20.0 | 40.0 | 20.0 |
| Minimum SSC value | | MVA | 1.9 | 2.5 | 1.9 | 2.5 |
| Airflow Rate | | l/s | 1,833 | 1,833 | 1,833 | 1,833 |
| Sound Pressure Level | Cooling / Heating | dB(A) | 53 / 54 | 53 / 54 | 53 / 54 | 53 / 54 |
| Sound Power Level | | dB(A) | 69 | 69 | 69 | 69 |
| Net Weight | | kg | 91.5 | 90.5 | 91.5 | 90.5 |
| Net Dimensions | WxHxD | mm | 940 x 1,210 x 330 | 940 x 1,210 x 330 | 940 x 1,210 x 330 | 940 x 1,210 x 330 |
| Piping Connections | | | | | | |
| Total Pipe Length (all lengths combined) | | m | 75 | 75 | 75 | 75 |
| Max Main Pipe Length | L1+a+b | m | 50 | 50 | 50 | 50 |
| Max Individual Pipe Length After Branch | L2, L3, L4, L5 | m | 15 | 15 | 15 | 15 |
| Max Pipe Length Difference Between Indoor Units | e.g. L2-L3, (a+L3)-(b+L5) | m | 5 | 5 | 5 | 5 |
| Max Distance Between Indoor Units | D | m | 10 | 10 | 10 | 10 |
| Max Height Between Indoors And Outdoor | h1 | m | 30 | 30 | 30 | 30 |
| Max Height Difference Between Indoors | h2 | m | 0.5 | 0.5 | 0.5 | 0.5 |
| Main Pipe (L1+a+b) | Liquid | ø, mm (inch) | 9.52 (3/8) | 9.52 (3/8) | 9.52 (3/8) | 9.52 (3/8) |
| | Gas | ø, mm (inch) | 15.88 (5/8) | 15.88 (5/8) | 15.88 (5/8) | 15.88 (5/8) |
| Individual Liquid Pipe After Branch (L2, L3, L4, L5) | Liquid | ø, mm (inch) | 6.35 (1/4) | 6.35 (1/4) | 6.35 (1/4) | 6.35 (1/4) |
| | Gas | ø, mm (inch) | 15.88 (5/8) | 15.88 (5/8) | 12.7 (1/2) | 12.7 (1/2) |
| Refrigerant* | | | | | | |
| Type | | | R32 (Fluorinated greenhouse gas, GWP=675) | | | |

* Additional refrigerant charge for DPM systems is different than single CAC, please consult the relevant installation manual

## Twin DPM

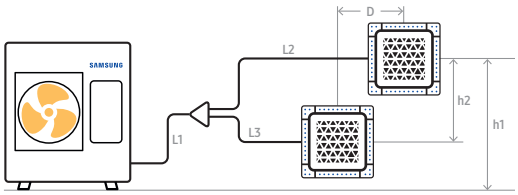


## Triple DPM

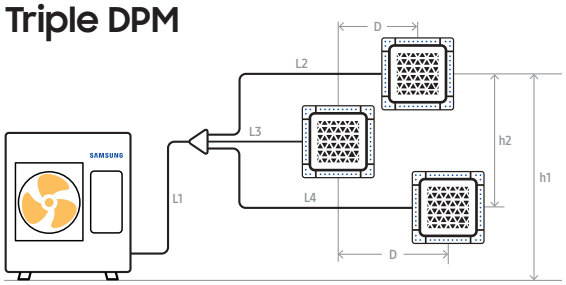

# WindFree™ 4way Cassette

## Multi-Unit Operation (DPM)

Instead of connecting just one indoor unit, users can connect two, three or four indoor units with a single outdoor unit for more efficient cooling and heating. The indoor units operate and are controlled simultaneously as one cycle within the same mode via one remote controller. This system is ideal for spaces requiring multiple indoor units for better temperature and airflow distribution, such as open plan offices or shops.

| Model | | | 20kW Twin DPM Three Phase | 20kW Triple DPM Three Phase | 20kW Quad DPM Three Phase | 25kW Twin DPM Three Phase | 25kW Quad DPM Three Phase |
|---|---|---|---|---|---|---|---|
| System Composition | | | | | | | |
| Outdoor Unit | | | AC200KXAPNH/EU | AC200KXAPNH/EU | AC200KXAPNH/EU | AC250KXAPNH/EU | AC250KXAPNH/EU |
| Indoor Unit | | | AC100RN4DKG/EU X2 | AC071RN4DKG/EU X3 | AC052RN4DKG/EU X4 | AC120RN4DKG/EU X2 | AC071RN4DKG/EU X4 |
| Branch Pipe Kit | | | MXJ-2D2509K | MXJ-3D2509K | MXJ-4D2509K | MXJ-2D2509K | MXJ-4D2509K |
| Outdoor Unit Details | | | | | | | |
| Power Supply | | Φ, #, V, Hz | 3Φ, 4, 380~415 V, 50 Hz | 3Φ, 4, 380~415 V, 50 Hz | 3Φ, 4, 380~415 V, 50 Hz | 3Φ, 4, 380~415 V, 50 Hz | 3Φ, 4, 380~415 V, 50 Hz |
| MCA | | A | 25.0 | 25.0 | 25.0 | 25.0 | 25.0 |
| MFA | | A | 31.25 | 31.25 | 31.25 | 31.25 | 31.25 |
| Minimum SSC value | | MVA | 2.459 | 2.459 | 2.459 | 4.139 | 4.139 |
| Airflow Rate | | l/s | 3,333 | 3,333 | 3,333 | 3,333 | 3,333 |
| Sound Pressure Level | Cooling / Heating | dB(A) | 58 / 60 | 58 / 60 | 58 / 60 | 59 / 61 | 59 / 61 |
| Sound Power Level | | dB(A) | 75 | 75 | 75 | 77 | 77 |
| Net Weight | | kg | 154.0 | 154.0 | 154.0 | 154.0 | 154.0 |
| Net Dimensions | WxHxD | mm | 940 x 1,630 x 460 | 940 x 1,630 x 460 | 940 x 1,630 x 460 | 940 x 1,630 x 460 | 940 x 1,630 x 460 |
| Piping Connections | | | | | | | |
| Total Pipe Length (all lengths combined) | | m | 75 | 75 | 75 | 75 | 75 |
| Max Main Pipe Length | L1+a+b | m | 75 | 75 | 75 | 75 | 75 |
| Max Individual Pipe Length After Branch | L2, L3, L4, L5 | m | 15 | 15 | 15 | 15 | 15 |
| Max Pipe Length Difference Between Indoor Units | e.g. L2-L3, (a+L3)-(b+L5) | m | 5 | 5 | 5 | 5 | 5 |
| Max Distance Between Indoor Units | D | m | 10 | 10 | 10 | 10 | 10 |
| Max Height Between Indoors And Outdoor | h1 | m | 30 | 30 | 30 | 30 | 30 |
| Max Height Difference Between Indoors | h2 | m | 0.5 | 0.5 | 0.5 | 0.5 | 0.5 |
| Main Pipe (L1+a+b) | Liquid | ø, mm (inch) | 9.52 (3/8) | 9.52 (3/8) | 9.52 (3/8) | 9.52 (3/8) | 9.52 (3/8) |
| | Gas | ø, mm (inch) | 19.05 (3/4) | 19.05 (3/4) | 19.05 (3/4) | 22.22 (7/8) | 22.22 (7/8) |
| Individual Liquid Pipe After Branch (L2, L3, L4, L5) | Liquid | ø, mm (inch) | 9.52 (3/8) | 6.35 (1/4) | 6.35 (1/4) | 9.52 (3/8) | 6.35 (1/4) |
| | Gas | ø, mm (inch) | 15.88 (5/8) | 15.88 (5/8) | 12.7 (1/2) | 15.88 (5/8) | 15.88 (5/8) |
| Refrigerant* | | | | | | | |
| Type | | | R410A (Fluorinated greenhouse gas, GWP=2088) | | | | |

* Additional refrigerant charge for DPM systems is different than single CAC, please consult the relevant installation manual

## Twin DPM

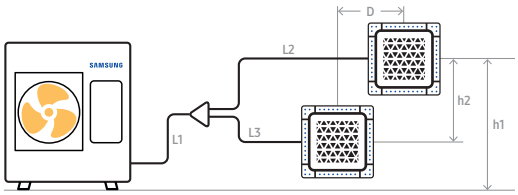


## Quad DPM

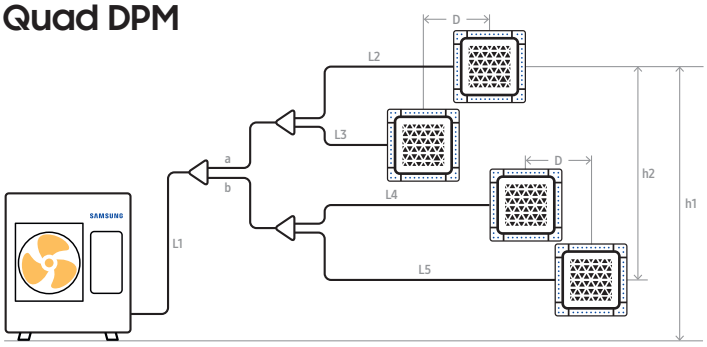


## Triple DPM

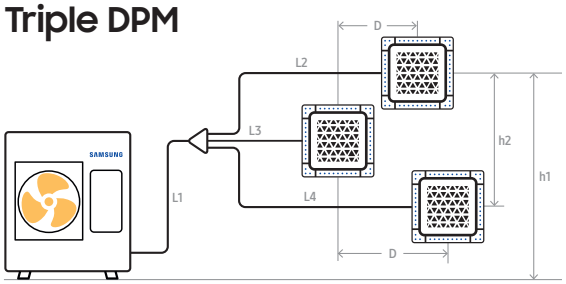


Copyright © 2023 Samsung Electronics Air Conditioner Europe B.V. All rights reserved. Samsung is a registered trademark of Samsung Electronics Co., Ltd. Specifications and designs are subject to change without notice and may include preliminary information. Non-metric weights and measurements are approximate. All data was deemed correct at the time of creation. Samsung is not liable for errors or omissions. Some images may be digitally altered. All brand, product, service names and logos are trademarks and/or registered trademarks of their respective owners and are hereby recognised and acknowledged.

**Samsung Electronics Air Conditioner Europe B.V.**
Evert van de Beekstraat 310, 1118 CX Schiphol
P.O. Box 75810, 1118 ZZ Schiphol
+31 (0)8 81 41 61 00
The Netherlands