NOTE: Report all errors and omissions to the Architect. All dimensions to be checked on site before fabrication.

Contractors must verify all dimensions on site before setting out, commencing work, or making any shop drawings.

- All dimensions must be checked on site
- All setting out to be checked on site
- All levels must be checked on site and their datum confirmed
- This drawing must be read in conjunction with the relevant specification clauses
- This drawing must not be used for land transfer purposes

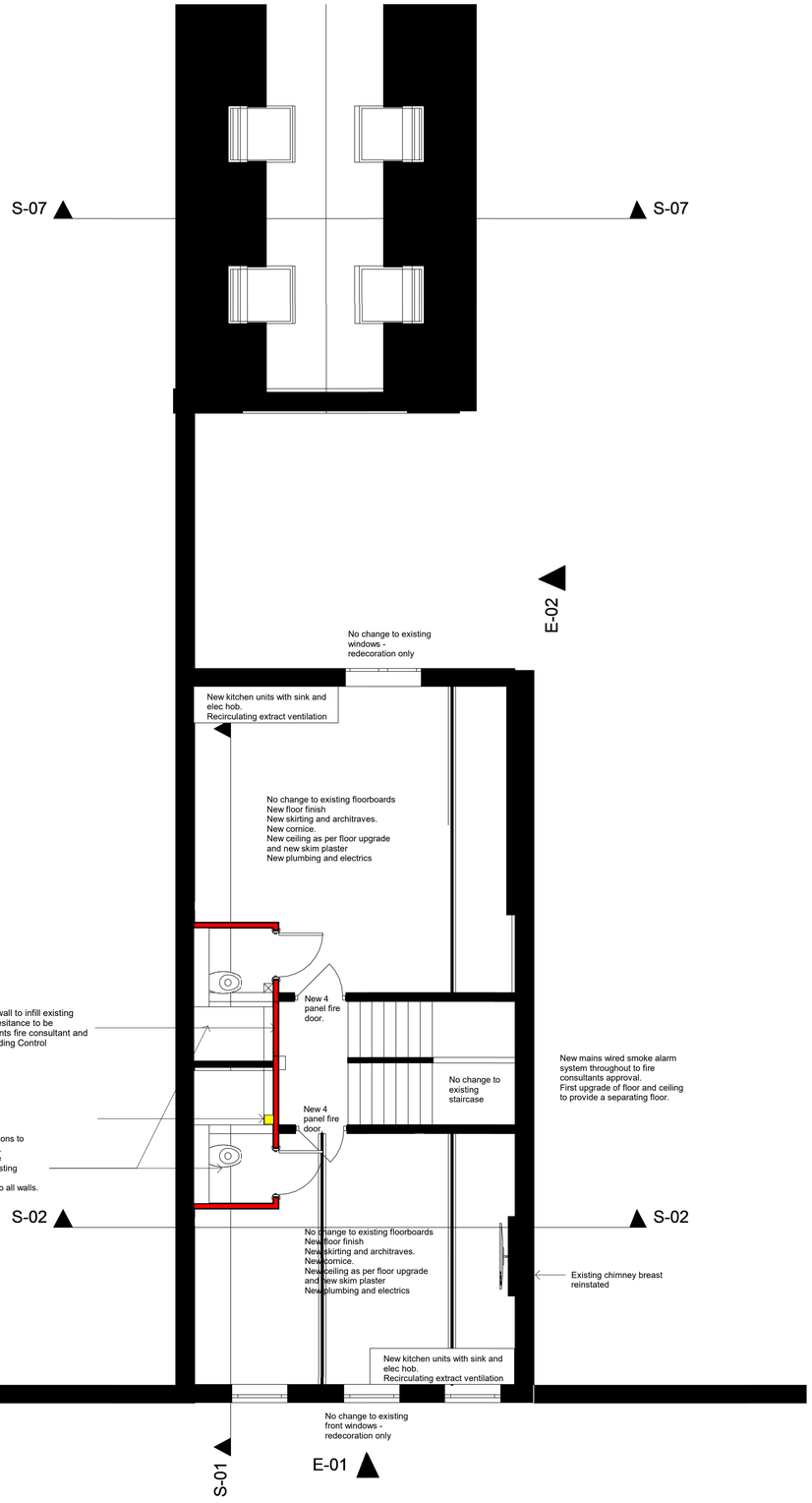

01_First Level

1 : 50

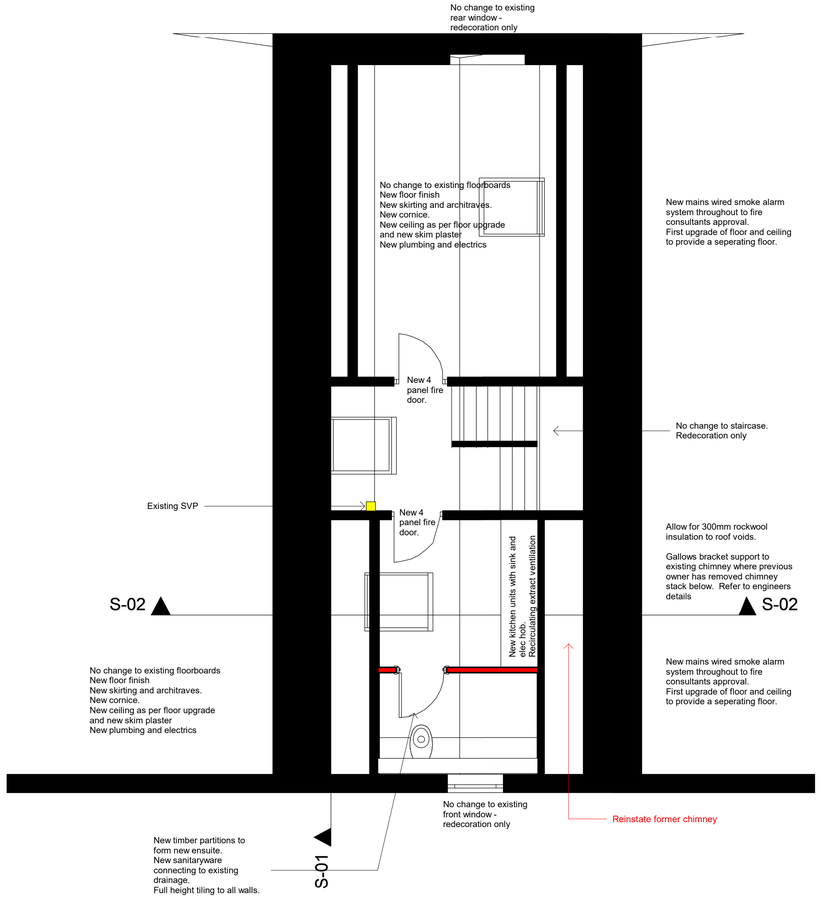

02 Second Floor

1 : 50

Seperating floor upgrade detail:

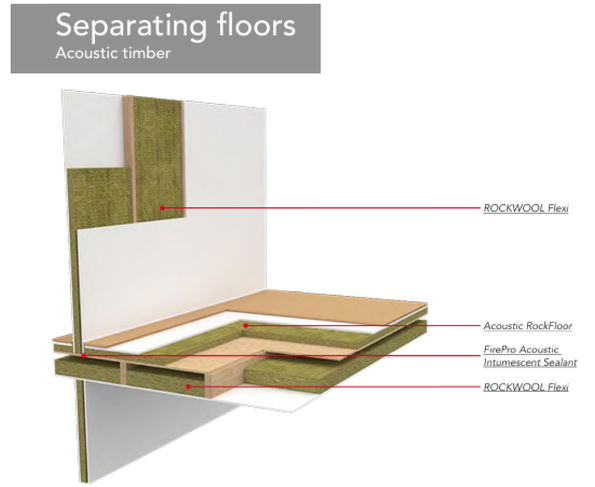

ROCKWOOL Flexi and Acoustic RockFloor can be used in isolation or combined to provide high levels of airborne and impact sound reduction within separating floor structures.

In addition, the combination of the two products also provides a non-combustible barrier that can reduce the spread of fire between floors.

ROCKWOOL Flexi achieves Euroclass A1 fire resistance

Example specification	Performance
18mm T&G chipboard	Airborne Sound Reduction RW (C;Ctr) = 66 (-5; 12) dB
15mm Plasterboard (13kg/m²)	
30mm Acoustic RockFloor	
15mm OSB	Impact Sound Reduction $L_{n,w}$ = 58 dB
100mm ROCKWOOL Flexi	
Resilient bars at 400mm centres	
Two layers of 15mm Plasterboard (26/kg/m²)	

SCALE : 1 to 50

0 2.5m 5m

Note: This maybe a reduced sized print, check scales below

HERITAGE FUSION
CONSERVING THE PAST. INSPIRING THE FUTURE

Change of Use from Class E to C1 Serviced Accommodation

80 London Street, Reading, RG1 4SJ

Proposed FF and SF

Project number	2115	P101	RevP2
Date	Issue Date		
Drawn by	Author		
Project Status	Project Status	Scale @ A1	1 : 50