© Copyright Dusek Design Associates Ltd

NOTES

1. All dimensions are to be checked on site prior to the commencement of work and any discrepancy is to be reported to the construction manager before construction.

2. All work is to comply with current Building Regulations and allied legislation.

3. All contractors and sub-contractors must ensure that they have the latest issue of this drawing and details before the commencement of work on site.

4. All materials are to be used and installed in strict compliance with the relevant manufacturers instructions and recommendations.

5. All works on site, managed and implemented as a result of the designs indicated on this drawing, are to be given full consideration for compliance with the Health and Safety CDM Regulations in respect of design and implementation on site and no works are to be undertaken if it is considered that compliance with the Building Regulations cannot be achieved.

6. All dimensions shown in millimetres.

7. Footprint of buildings shown at 10m above ground level.

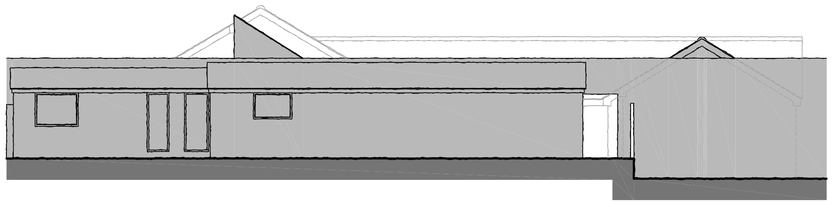

EXISTING REAR ELEVATION
SCALE 1:100

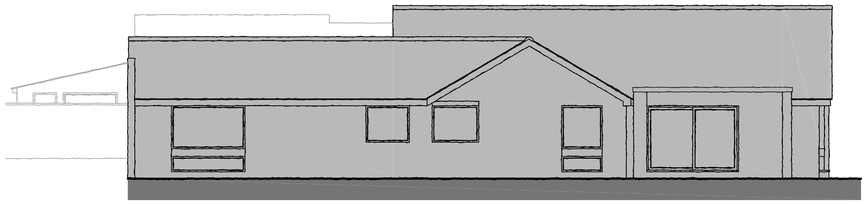

EXISTING SIDE ELEVATION
SCALE 1:100

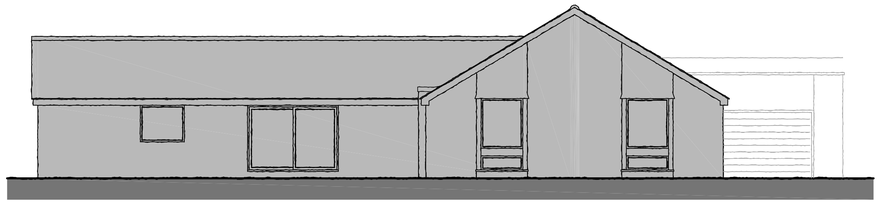

EXISTING FRONT ELEVATION
SCALE 1:100

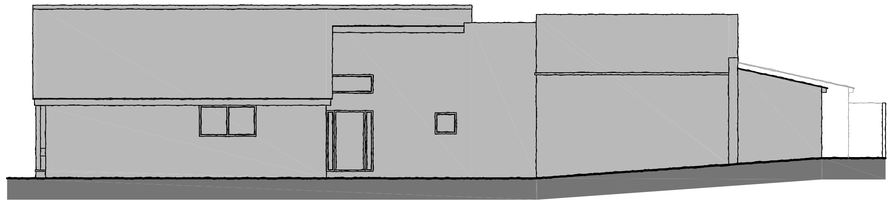

EXISTING SIDE ELEVATION
SCALE 1:100

SCALE BAR (m)

0 2 4 6 8 10

rev:	date:	description:	
scale:	1 : 100 A1	date:	14 / 02 / 2025
drawing no:	1493 / P / 9	drawn:	AF
drawing:	PLANNING PROPOSALS EXISTING ELEVATIONS		
project:	LAND AT 58 BATH ROAD, READING, RG30 2AY		
client:	MR N.PHILLIPS		

DDA

DUSEK DESIGN ASSOCIATES LTD
ARCHITECTURE + PLANNING

01895 831 103
info@dusek.co.uk
www.dusek.co.uk

print history: Monday, 17 February, 2025 09:01:14

C:\Users\AndrewFord\DDA1Team - Documents\DUSEK\DWG 1493-1500\1493 58 BATH ROAD, CALCOT, READING\P-1493-P-2 (FULL, P) - MOD.dwg