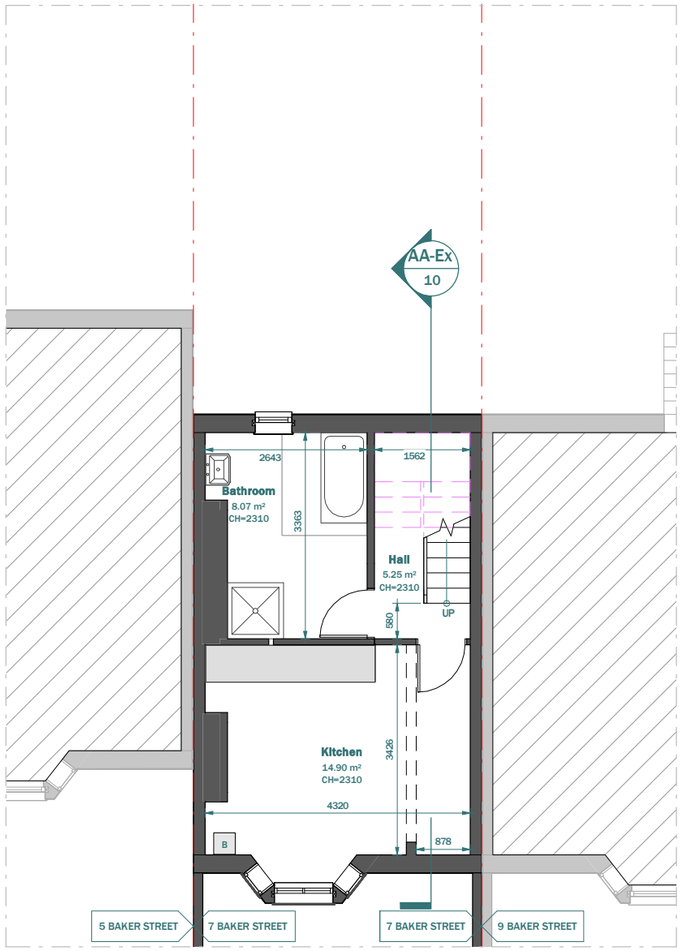

EXISTING LOWER GROUND FLOOR

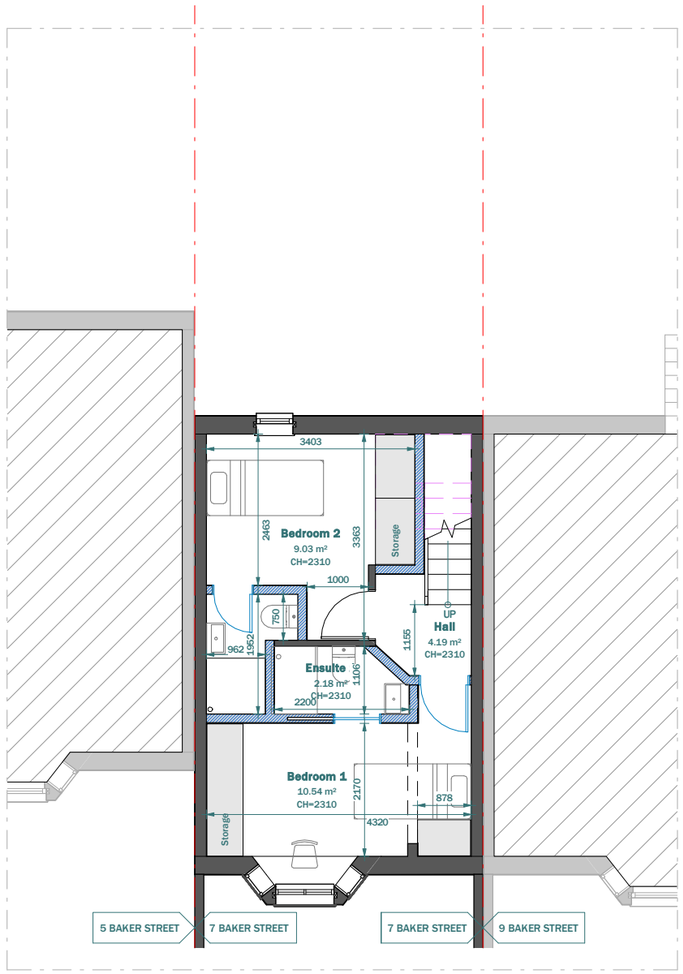

PROPOSED LOWER GROUND FLOOR

N

LEGEND:

- EXISTING WALL
- PROPOSED WALL
- DEMOLISHED LINE
- INVISIBLE LINE

The property will accommodate 6 residents.

- It will feature 6 single-occupancy en-suite bedrooms..
- A shared kitchen and living area will be located on the ground floor.

Scale 1:100
@A3

1m 10m

extension architecture

1st Floor, Cobden House, 231
Roehampton Ln, London SW15 4LB,

Tel (0208) 288 8950 Fax (0871) 918 2798
www.extensionarchitecture.co.uk

This drawing is prepared solely for design and planning submission purposes. It is not intended or suitable for either building regulations or construction purposes and should not be used for such. All dimension shall be check and confirmed with site rep. and any discrepancies between the drawings and site shall be reported to PM. This drawing to be read in conjunction with engineers specification and details. For construction information please refer to all drawings and specification of works.

For any structural steelworks details please refer to structural engineer's drawings & calculations.

The copyright of the drawing and designs remains with Extension Architecture. All copies are only for information about the application, they may not be used for any other purpose without the express written permission of Extension Architecture.

CLIENT: Mustafa Halim	NOTES			SCALE: 1 : 100	DATE: 17-09-2024
PROJECT: 7 Baker St, Reading RG1 7XT, UK	VERSION	DESCRIPTION	DATE	DRAWN: LS	VERSION
TITLE: Existing & Proposed Lower Ground Floor				SHEET REF. NO: 7BS -PL -01	

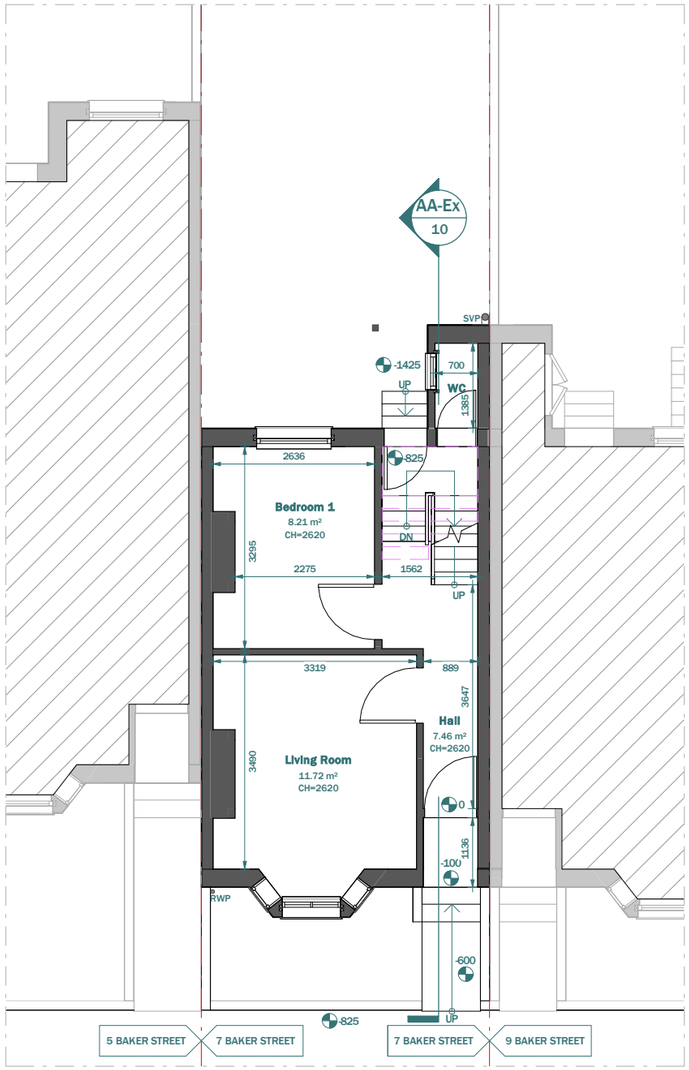

EXISTING GROUND FLOOR

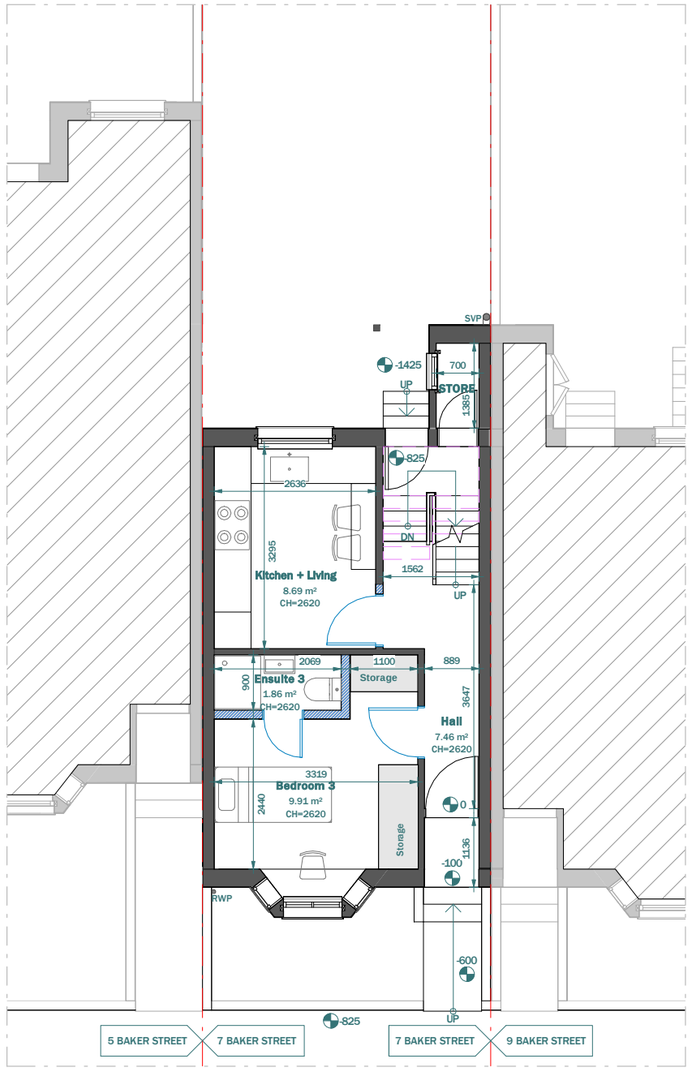

PROPOSED GROUND FLOOR

N

LEGEND:

- EXISTING WALL
- PROPOSED WALL
- DEMOLISHED LINE
- INVISIBLE LINE

The property will accommodate 6 residents.
- It will feature 6 single-occupancy en-suite bedrooms.
- A shared kitchen and living area will be located on the ground floor.

Scale 1:100
@A3

1m 10m

extension architecture

1st Floor, Cobden House, 231
Roehampton Ln, London SW15 4LB,

Tel (0208) 288 8950 Fax (0871) 918 2798
www.extensionarchitecture.co.uk

This drawing is prepared solely for design and planning submission purposes. It is not intended or suitable for either building regulations or construction purposes and should not be used for such. All dimension shall be check and confirmed with site rep. and any discrepancies between the drawings and site shall be reported to PM. This drawing to be read in conjunction with engineers specification and details. For construction information please refer to all drawings and specification of works.

For any structural steelworks details please refer to structural engineer's drawings & calculations.

The copyright of the drawing and designs remains with Extension Architecture. All copies are only for information about the application, they may not be used for any other purpose without the express written permission of Extension Architecture.

CLIENT	NOTES			SCALE	DATE
Mustafa Halim				1 : 100	17-09-2024
PROJECT	VERSION	DESCRIPTION	DATE	DRAWN	VERSION
7 Baker St, Reading RG1 7XT, UK				LS	
TITLE				SHEET REF. NO	
Existing & Proposed Ground Floor				7BS -PL -02	

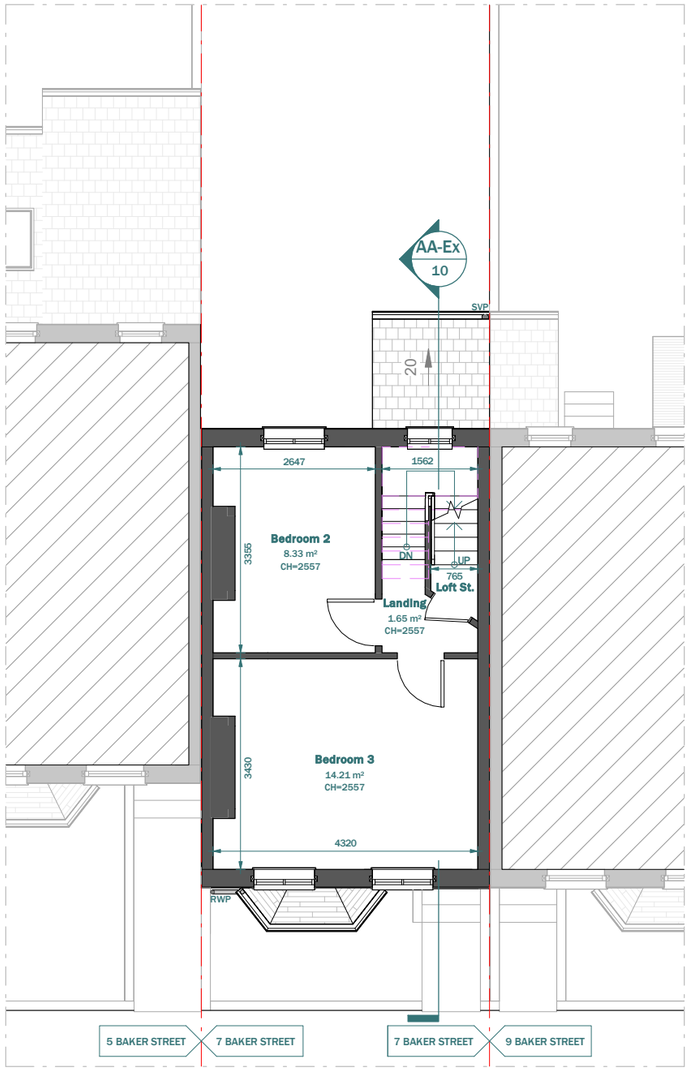

EXISTING FIRST FLOOR

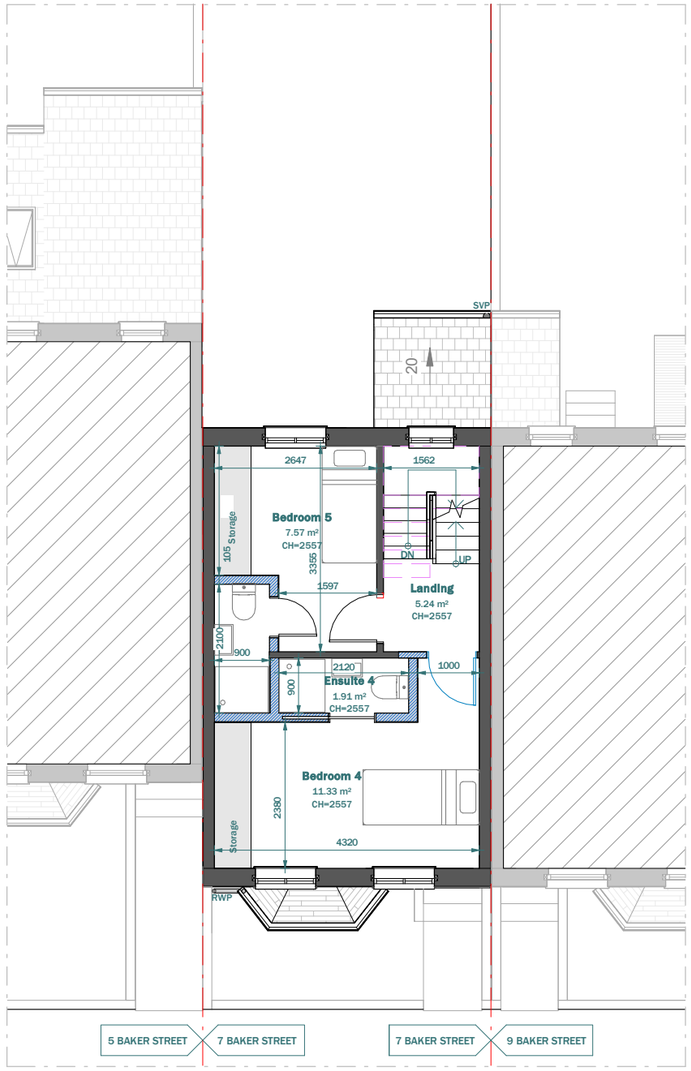

PROPOSED FIRST FLOOR

N

LEGEND:

- EXISTING WALL
- PROPOSED WALL
- DEMOLISHED LINE
- INVISIBLE LINE

The property will accommodate 6 residents.
- It will feature 6 single-occupancy en-suite bedrooms.
- A shared kitchen and living area will be located on the ground floor.

Scale 1:100
@A3

1m 10m

extension architecture

1st Floor, Cobden House, 231
Roehampton Ln, London SW15 4LB,

Tel (0208) 288 8950 Fax (0871) 918 2798
www.extensionarchitecture.co.uk

This drawing is prepared solely for design and planning submission purposes. It is not intended or suitable for either building regulations or construction purposes and should not be used for such. All dimension shall be check and confirmed with site rep. and any discrepancies between the drawings and site shall be reported to PM. This drawing to be read in conjunction with engineers specification and details. For construction information please refer to all drawings and specification of works.

For any structural steelworks details please refer to structural engineer's drawings & calculations.

The copyright of the drawing and designs remains with Extension Architecture. All copies are only for information about the application, they may not be used for any other purpose without the express written permission of Extension Architecture.

CLIENT	NOTES			SCALE	DATE
Mustafa Halim				1 : 100	17-09-2024
PROJECT	VERSION	DESCRIPTION	DATE	DRAWN	VERSION
7 Baker St, Reading RG1 7XT, UK				LS	
TITLE				SHEET REF. NO	
Existing & Proposed First Floor				7BS -PL -03	

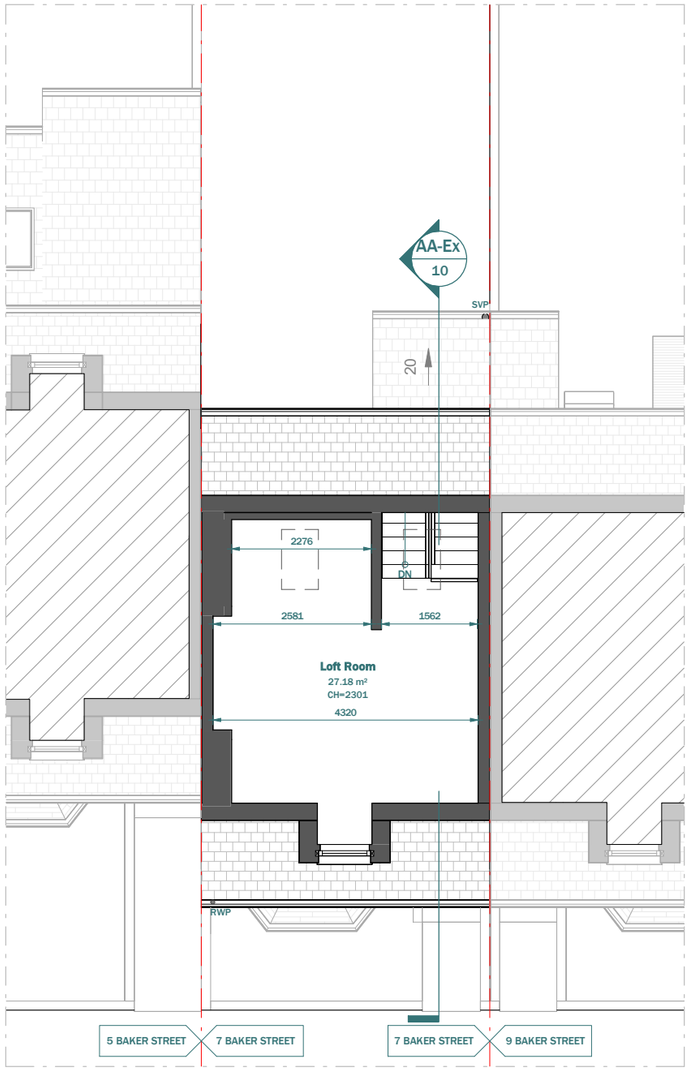

EXISTING LOFT PLAN

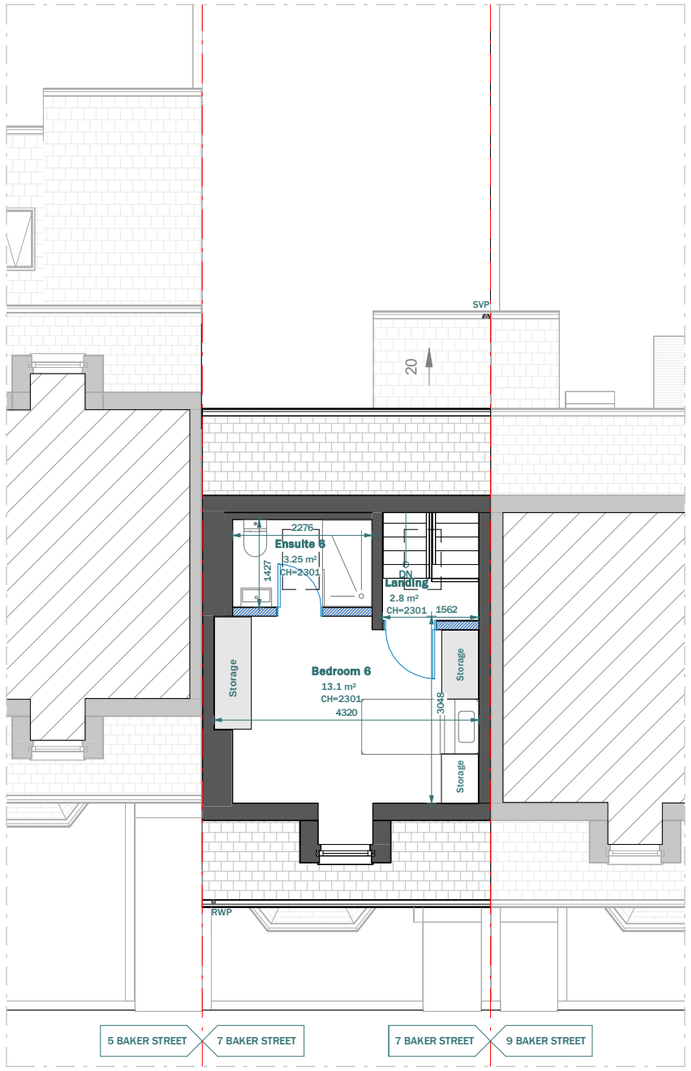

PROPOSED LOFT PLAN

N

LEGEND:

- EXISTING WALL
- PROPOSED WALL
- DEMOLISHED LINE
- INVISIBLE LINE

The property will accommodate 6 residents.
- It will feature 6 single-occupancy en-suite bedrooms.
- A shared kitchen and living area will be located on the ground floor.

Scale 1:100
@A3

1m 10m

extension architecture

1st Floor, Cobden House, 231
Roehampton Ln, London SW15 4LB,

Tel (0208) 288 8950 Fax (0871) 918 2798
www.extensionarchitecture.co.uk

This drawing is prepared solely for design and planning submission purposes. It is not intended or suitable for either building regulations or construction purposes and should not be used for such. All dimension shall be check and confirmed with site rep. and any discrepancies between the drawings and site shall be reported to PM. This drawing to be read in conjunction with engineers specification and details. For construction information please refer to all drawings and specification of works.

For any structural steelworks details please refer to structural engineer's drawings & calculations.

The copyright of the drawing and designs remains with Extension Architecture. All copies are only for information about the application, they may not be used for any other purpose without the express written permission of Extension Architecture.

CLIENT Mustafa Halim	NOTES			SCALE 1 : 100	DATE 17-09-2024
PROJECT 7 Baker St, Reading RG1 7XT, UK	VERSION	DESCRIPTION	DATE	DRAWN LS	VERSION
TITLE Existing & Proposed Loft Plan				SHEET REF. NO 7BS -PL -04	

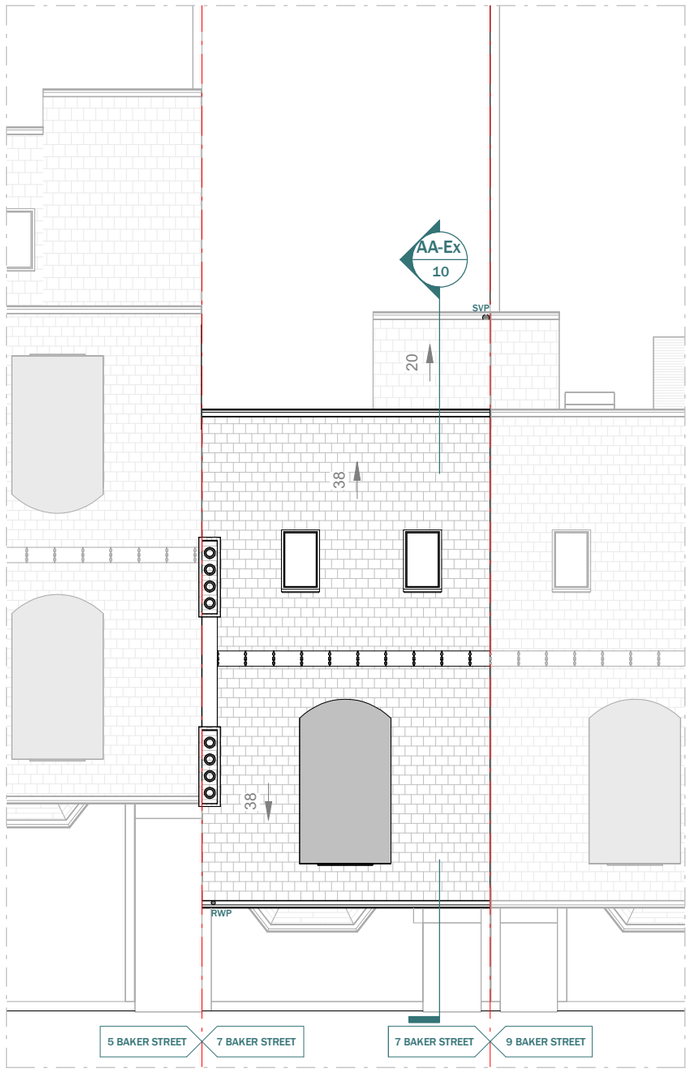

EXISTING ROOF PLAN - UNCHANGED

N

LEGEND:

- EXISTING WALL
- PROPOSED WALL
- DEMOLISHED LINE
- INVISIBLE LINE

Scale 1:100
@A3

1m 10m

extension architecture

1st Floor, Cobden House, 231
Roehampton Ln, London SW15 4LB,

Tel (0208) 288 8950 Fax (0871) 918 2798
www.extensionarchitecture.co.uk

This drawing is prepared solely for design and planning submission purposes. It is not intended or suitable for either building regulations or construction purposes and should not be used for such. All dimension shall be check and confirmed with site rep. and any discrepancies between the drawings and site shall be reported to PM. This drawing to be read in conjunction with engineers specification and details. For construction information please refer to all drawings and specification of works.

For any structural steelworks details please refer to structural engineer's drawings & calculations.

The copyright of the drawing and designs remains with Extension Architecture. All copies are only for information about the application, they may not be used for any other purpose without the express written permission of Extension Architecture.

CLIENT Mustafa Halim	NOTES			SCALE 1 : 100	DATE 17-09-2024
PROJECT 7 Baker St, Reading RG1 7XT, UK	VERSION	DESCRIPTION	DATE	DRAWN LS	VERSION
TITLE Existing Roof Plan - Unchanged				SHEET REF. NO 7BS -PL -05	

EXISTING AND PROPOSED FRONT ELEVATION
(NO CHANGES)

Scale 1:100
@A3

1m 10m

extension architecture

1st Floor, Cobden House, 231
Roehampton Ln, London SW15 4LB,

Tel (0208) 288 8950 Fax (0871) 918 2798
www.extensionarchitecture.co.uk

This drawing is prepared solely for design and planning submission purposes. It is not intended or suitable for either building regulations or construction purposes and should not be used for such. All dimension shall be check and confirmed with site rep. and any discrepancies between the drawings and site shall be reported to PM. This drawing to be read in conjunction with engineers specification and details. For construction information please refer to all drawings and specification of works.

For any structural steelworks details please refer to structural engineer's drawings & calculations.

The copyright of the drawing and designs remains with Extension Architecture. All copies are only for information about the application, they may not be used for any other purpose without the express written permission of Extension Architecture.

CLIENT Mustafa Halim	NOTES			SCALE 1 : 100	DATE 17-09-2024
PROJECT 7 Baker St, Reading RG1 7XT, UK	VERSION	DESCRIPTION	DATE	DRAWN LS	VERSION
TITLE Existing & Proposed Front Elevation				SHEET REF. NO 7BS -PL -06	

EXISTING AND PROPOSED REAR ELEVATION

Scale 1:100
@A3

1m 10m

extension architecture

1st Floor, Cobden House, 231
Roehampton Ln, London SW15 4LB,

Tel (0208) 288 8950 Fax (0871) 918 2798
www.extensionarchitecture.co.uk

This drawing is prepared solely for design and planning submission purposes. It is not intended or suitable for either building regulations or construction purposes and should not be used for such. All dimension shall be check and confirmed with site rep. and any discrepancies between the drawings and site shall be reported to PM. This drawing to be read in conjunction with engineers specification and details. For construction information please refer to all drawings and specification of works.

For any structural steelworks details please refer to structural engineer's drawings & calculations.

The copyright of the drawing and designs remains with Extension Architecture. All copies are only for information about the application, they may not be used for any other purpose without the express written permission of Extension Architecture.

CLIENT Mustafa Halim	NOTES			SCALE 1 : 100	DATE 17-09-2024
PROJECT 7 Baker St, Reading RG1 7XT, UK	VERSION	DESCRIPTION	DATE	DRAWN LS	VERSION
TITLE Existing & Proposed Rear Elevation				SHEET REF. NO 7BS -PL -07	

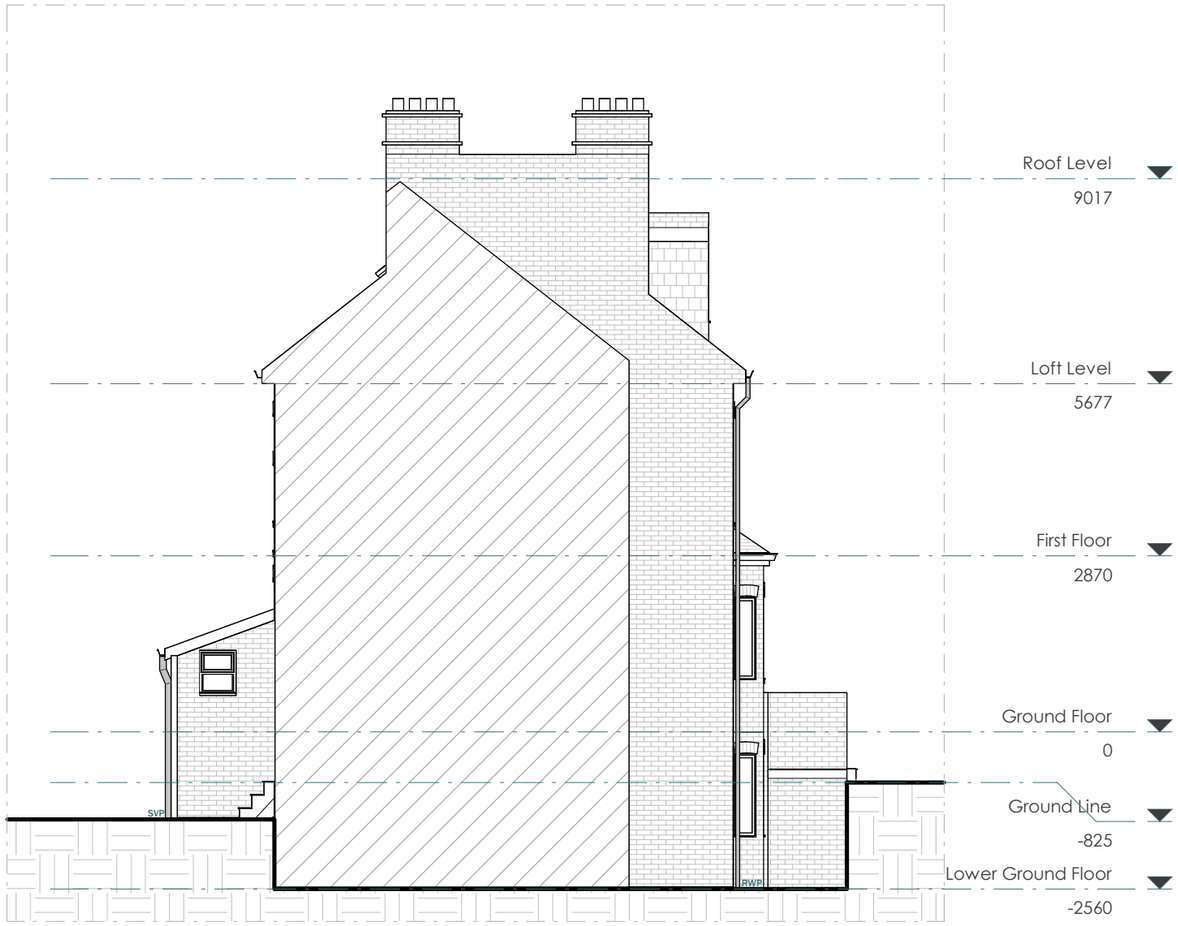

EXISTING AND PROPOSED LEFT ELEVATION
(NO CHANGES)

Scale 1:100
@A3

1m 10m

extension architecture

1st Floor, Cobden House, 231
Roehampton Ln, London SW15 4LB,

Tel (0208) 288 8950 Fax (0871) 918 2798
www.extensionarchitecture.co.uk

This drawing is prepared solely for design and planning submission purposes. It is not intended or suitable for either building regulations or construction purposes and should not be used for such. All dimension shall be check and confirmed with site rep. and any discrepancies between the drawings and site shall be reported to PM. This drawing to be read in conjunction with engineers specification and details. For construction information please refer to all drawings and specification of works.

For any structural steelworks details please refer to structural engineer's drawings & calculations.

The copyright of the drawing and designs remains with Extension Architecture. All copies are only for information about the application, they may not be used for any other purpose without the express written permission of Extension Architecture.

CLIENT Mustafa Halim	NOTES			SCALE 1 : 100	DATE 17-09-2024
PROJECT 7 Baker St, Reading RG1 7XT, UK	VERSION	DESCRIPTION	DATE	DRAWN LS	VERSION
TITLE Existing & Proposed Left Elevation				SHEET REF. NO 7BS -PL -08	

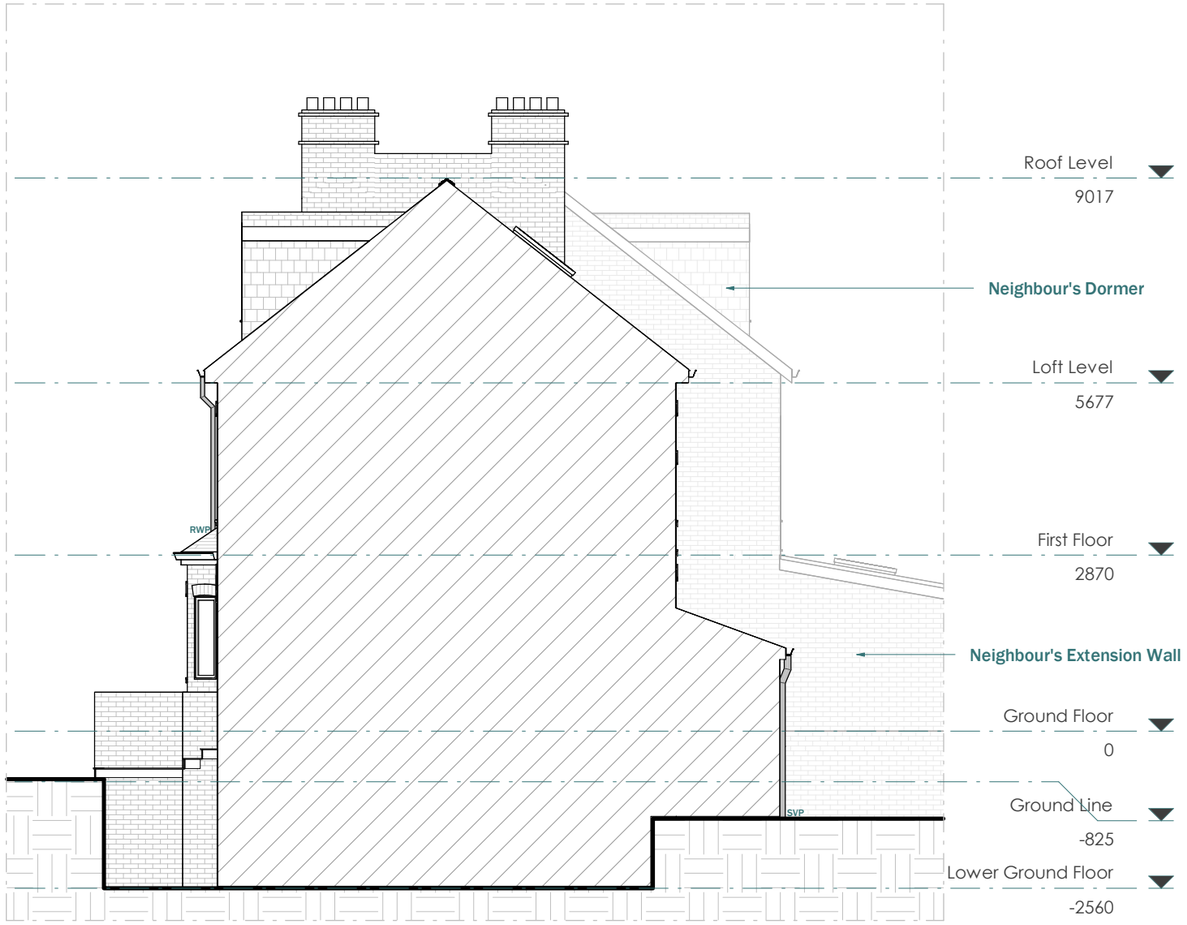

EXISTING AND PROPOSED RIGHT ELEVATION
(NO CHANGES)

Scale 1:100
@A3

1m 10m

extension architecture

1st Floor, Cobden House, 231
Roehampton Ln, London SW15 4LB,

Tel (0208) 288 8950 Fax (0871) 918 2798
www.extensionarchitecture.co.uk

This drawing is prepared solely for design and planning submission purposes. It is not intended or suitable for either building regulations or construction purposes and should not be used for such. All dimension shall be check and confirmed with site rep. and any discrepancies between the drawings and site shall be reported to PM. This drawing to be read in conjunction with engineers specification and details. For construction information please refer to all drawings and specification of works.

For any structural steelworks details please refer to structural engineer's drawings & calculations.

The copyright of the drawing and designs remains with Extension Architecture. All copies are only for information about the application, they may not be used for any other purpose without the express written permission of Extension Architecture.

CLIENT Mustafa Halim	NOTES			SCALE 1 : 100	DATE 17-09-2024
PROJECT 7 Baker St, Reading RG1 7XT, UK	VERSION	DESCRIPTION	DATE	DRAWN LS	VERSION
TITLE Existing & Proposed Right Elevation				SHEET REF. NO 7BS -PL -09	

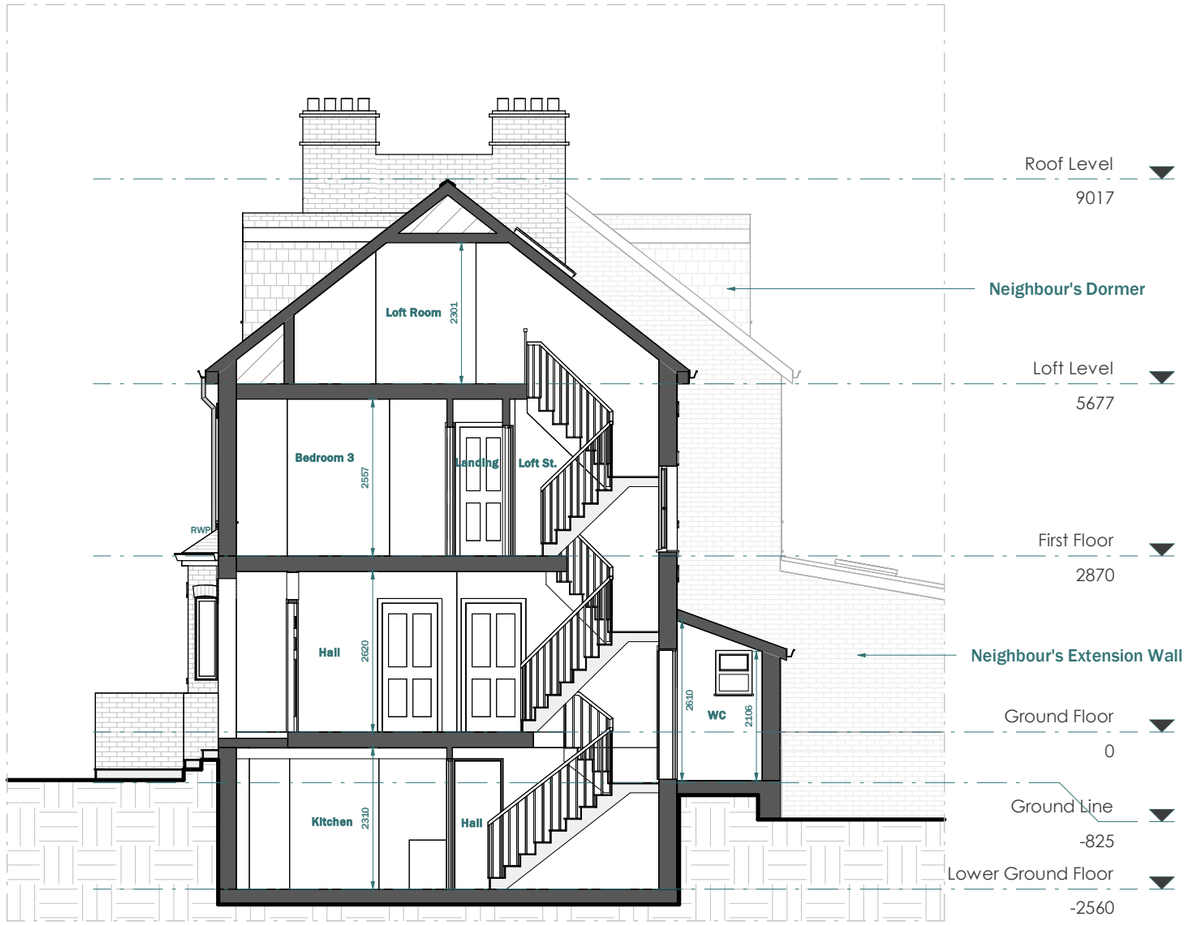

EXISTING SECTION A-A

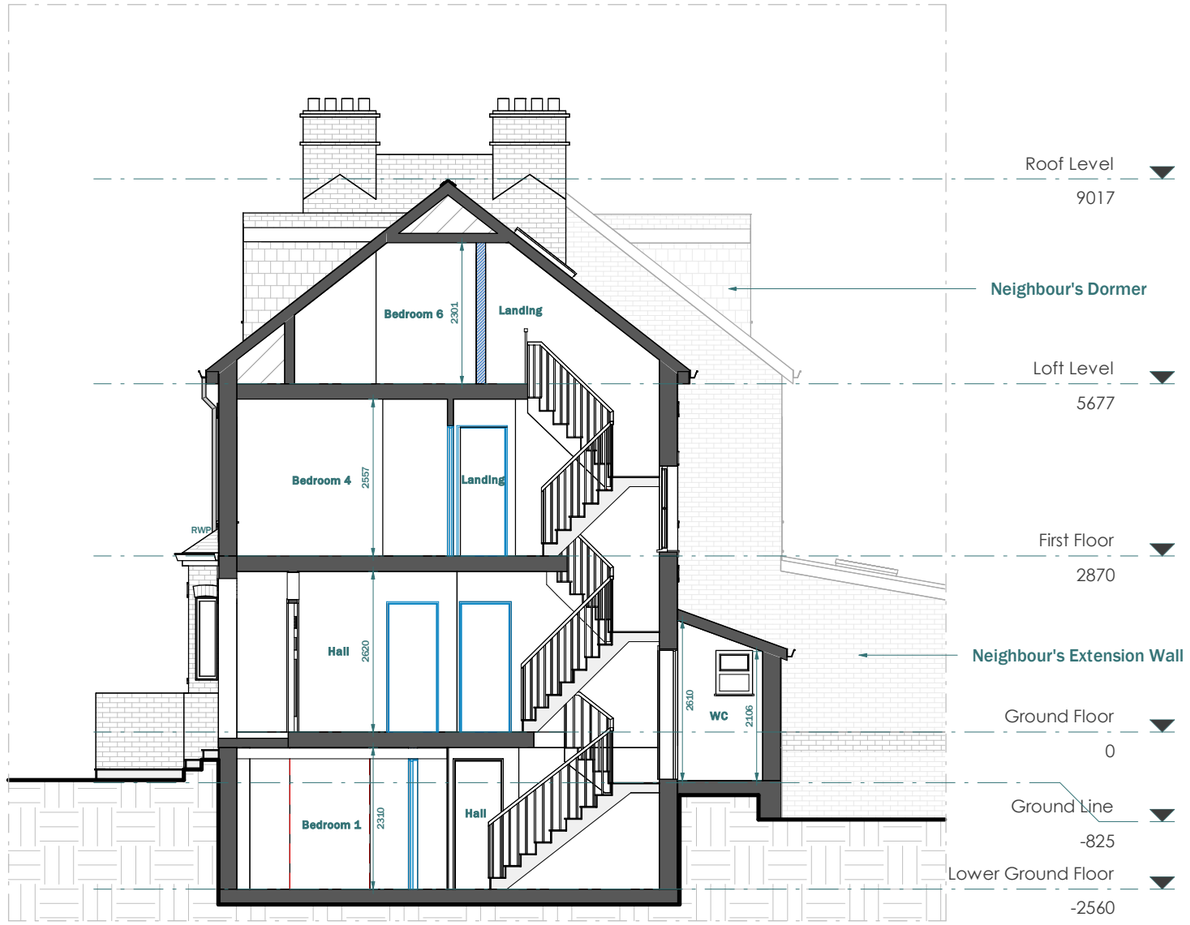

PROPOSED SECTION A-A

LEGEND:

- EXISTING WALL
- PROPOSED WALL
- DEMOLISHED LINE
- INVISIBLE LINE

Scale 1:100
@A3

1m 10m

extension architecture

1st Floor, Cobden House, 231
Roehampton Ln, London SW15 4LB,

Tel (0208) 288 8950 Fax (0871) 918 2798
www.extensionarchitecture.co.uk

This drawing is prepared solely for design and planning submission purposes. It is not intended or suitable for either building regulations or construction purposes and should not be used for such. All dimension shall be check and confirmed with site rep. and any discrepancies between the drawings and site shall be reported to PM. This drawing to be read in conjunction with engineers specification and details. For construction information please refer to all drawings and specification of works.

For any structural steelworks details please refer to structural engineer's drawings & calculations.

The copyright of the drawing and designs remains with Extension Architecture. All copies are only for information about the application, they may not be used for any other purpose without the express written permission of Extension Architecture.

CLIENT Mustafa Halim	NOTES			SCALE 1 : 100	DATE 24-09-2024
PROJECT 7 Baker St, Reading RG1 7XT, UK	VERSION	DESCRIPTION	DATE	DRAWN LS	VERSION
TITLE Existing & Proposed Section A-A				SHEET REF. NO 7BS -PL -10	