1 Elevation
Scale 1 : 50

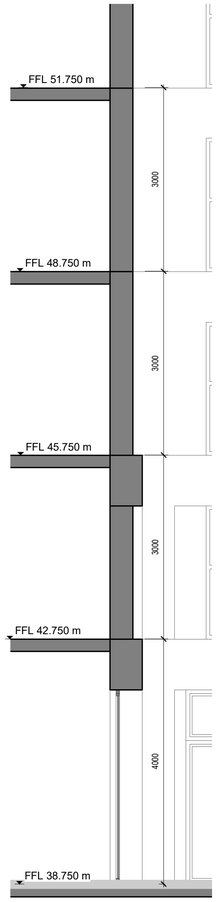

3 Section
Scale 1 : 50

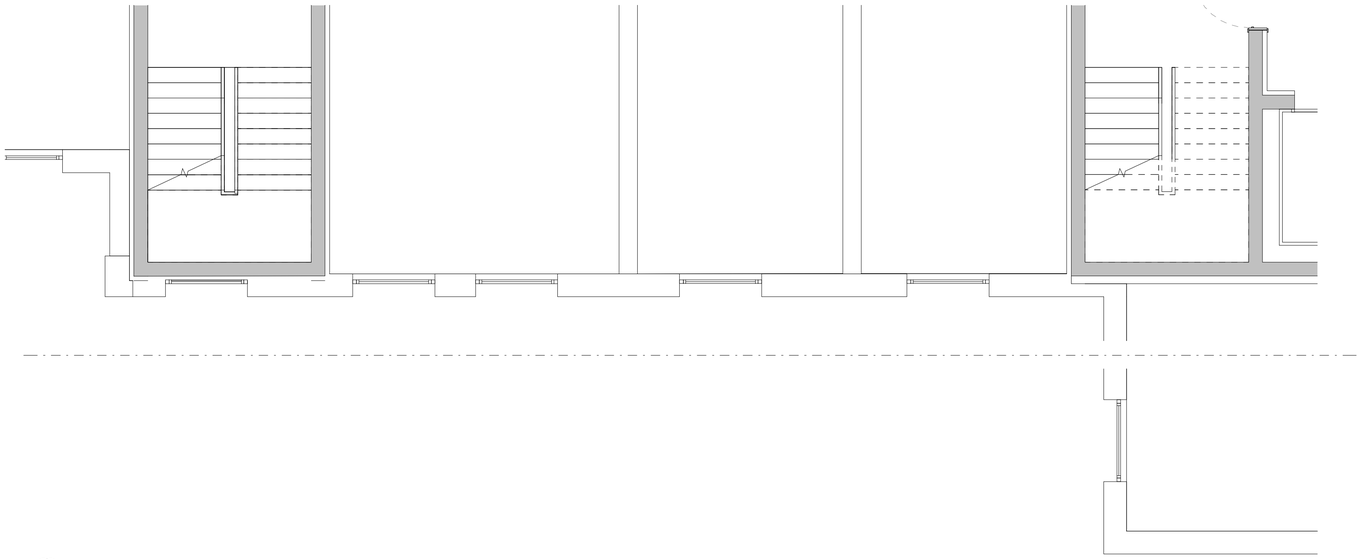

2 Plan
Scale 1 : 50

GENERAL NOTES

The drawing is copyright of Darling Associates. This drawing shall not be scaled. All dimensions are in mm unless otherwise stated. All dimensions shall be checked on site prior to commencing the works and any discrepancies to be reported to Darling Associates. All works shall conform to the current edition of the building regulations and other statutory requirements. All materials and workmanship shall conform with the relevant British Standard specifications and codes of practice. If this drawing forms part of an application for planning permission, it shall not be used for any other purpose without the express permission of Darling Associates. This drawing may incorporate information from other professionals. Darling Associates cannot accept responsibility for the integrity and accuracy of such information. Any clarification and/or additions that are required appertaining to such information should be sought from the relevant profession or their appointment representative.

Drawings, specifications and schedules are to be read in conjunction with the following where applicable: Employer's Requirements documents, Agreements to Lease, Structural Engineer's drawings and specifications, Civil Engineer's drawings and specifications, Survey Drawings, Party Wall/ Boundary Awards. Other specialist design consultant's requirements as appointed by the Main Contractor. Other specialist design sub-contractor's requirements as appointed by the Main Contractor.
P = Preliminary C = Contractual

0m 1m 3m 5m 6m
1:50

KEY PLAN

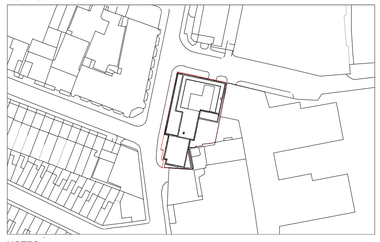

NOTES

1. Grey Brick Cladding
2. Light Grey Textured Brick Cladding
3. Dark Grey Brick Cladding
4. Light Grey Brick Cladding
5. Bronze PPC Metal Panel
6. Bronze Louvred PPC Metal Panel
7. Glazing with Projecting Mullions
8. Glass Balustrade
9. Perforated Mesh Panel
10. Light Render

REV	NOTES	DATE	BY	AUTH
P1	Planning Issue	Nov 2024	RP	TP

DARLING ASSOCIATES
ARCHITECTS

1 Greencoat Row
London SW1P 1PQ
UK

mail@darlingassociates.net
www.darlingassociates.net
+44 20 7630 0500

DRAWING STATUS
Planning

TITLE
21-ExtWalls
Render Facade

PROJECT
20-30 Greyfriars Road, Reading

SCALE AT A1: 1 : 50
SCALE AT A3: 1: 100
DAA JOB NO. **23022**

DRAWING GFR-DAA-XX-XX-DR-A-**21503**
REV. **P1**

© Darling Associates Ltd.