CP03
C Series

CP03 - CA - 0315 Silencer

Available in two standard lengths C Series silencers have excellent attenuation properties, achieved with sound absorbing infill retained in the attenuator casing by a perforated liner. The central pod (code P) is an option to increase the insertion loss, however it will add resistance.

- Fits directly onto 315mm diameter fans
- Standard lengths 315mm (1D) & 630mm (2D)
- Use up to 70°C (standard construction)
- Systems up to 1000 Pascals
- Special lengths on request

Insertion Loss (dB) - Centre Band Frequency

Product Code	63 Hz	125 Hz	250 Hz	500 Hz	1000 Hz	2000 Hz	4000 Hz	8000 Hz
CP03 - CA - 0315 - 1D	1	2	4	9	11	10	9	7
CP03 - CA - 0315 - 2D	2	2	4	9	11	10	9	7
CP03 - CAP - 0315 - 1D	2	7	8	14	22	25	22	19
CP03 - CAP - 0315 - 2D	3	13	14	23	30	30	25	20

Insertion loss data is derived from continual testing to BS4718 and other standards in independent UKAS certified laboratories, which includes where appropriate, re-generated or self noise testing in both forward and reverse flow conditions. If you request system analysis from our technicians all predictions will be assessed using the relevant certified insertion loss data together with relevant dynamic corrections.

Dimensional Data

Product Code	A (mm)	B (mm)	C (mm)	Weight (kg)
CP03 - CA - 0315 - 1D	315	418	315	9
CP03 - CA - 0315 - 2D	315	418	630	11
CP03 - CAP - 0315 - 1D	315	418	315	15
CP03 - CAP - 0315 - 2D	315	418	630	18

8 off M8 on 355 PCD

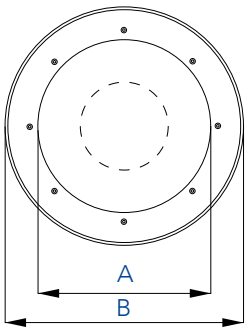

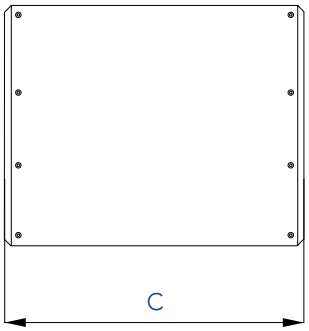

T: 01206 852389 **E:** info@acoustica.co **W: acoustica.co**
2 Condor Way, Whitehall Industrial Estate, Colchester, Essex CO2 8JN

A MEMBER OF ELTA GROUP

CP03
C Series

CP03 - CA - 0355 Silencer

Available in two standard lengths C Series silencers have excellent attenuation properties, achieved with sound absorbing infill retained in the attenuator casing by a perforated liner. The central pod (code P) is an option to increase the insertion loss, however it will add resistance.

- Fits directly onto 355mm diameter fans
- Standard lengths 355mm (1D) & 710mm (2D)
- Use up to 70°C (standard construction)
- Systems up to 1000 Pascals
- Special lengths on request

Insertion Loss (dB) - Centre Band Frequency

Product Code	63 Hz	125 Hz	250 Hz	500 Hz	1000 Hz	2000 Hz	4000 Hz	8000 Hz
CP03 - CA - 0355 - 1D	2	3	5	11	13	11	10	8
CP03 - CA - 0355 - 2D	3	4	7	14	18	15	11	10
CP03 - CAP - 0355 - 1D	2	6	8	11	22	24	21	16
CP03 - CAP - 0355 - 2D	3	10	15	22	29	30	29	22

Insertion loss data is derived from continual testing to BS4718 and other standards in independent UKAS certified laboratories, which includes where appropriate, re-generated or self noise testing in both forward and reverse flow conditions. If you request system analysis from our technicians all predictions will be assessed using the relevant certified insertion loss data together with relevant dynamic corrections.

Dimensional Data

Product Code	A (mm)	B (mm)	C (mm)	Weight (kg)
CP03 - CA - 0355 - 1D	355	462	355	11
CP03 - CA - 0355 - 2D	355	462	710	18
CP03 - CAP - 0355 - 1D	355	462	355	13
CP03 - CAP - 0355 - 2D	355	462	710	22

8 off M8 on 395 PCD

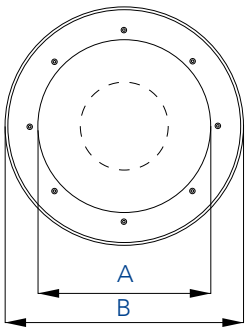

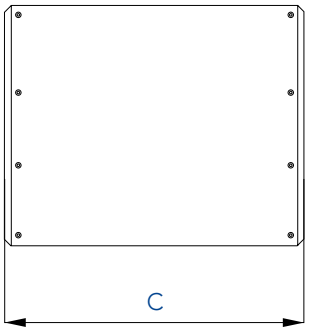

T: 01206 852389 **E:** info@acoustica.co **W: acoustica.co**
2 Condor Way, Whitehall Industrial Estate, Colchester, Essex CO2 8JN

A MEMBER OF ELTA GROUP

CP03
C Series

CP03 - CA - 0400 Silencer

Available in two standard lengths C Series silencers have excellent attenuation properties, achieved with sound absorbing infill retained in the attenuator casing by a perforated liner. The central pod (code P) is an option to increase the insertion loss, however it will add resistance.

- Fits directly onto 400mm diameter fans
- Standard lengths 400mm (1D) & 800mm (2D)
- Use up to 70°C (standard construction)
- Systems up to 1000 Pascals
- Special lengths on request

Insertion Loss (dB) - Centre Band Frequency

Product Code	63 Hz	125 Hz	250 Hz	500 Hz	1000 Hz	2000 Hz	4000 Hz	8000 Hz
CP03 - C* - 0400 - 1D	2	3	5	10	13	11	9	8
CP03 - C* - 0400 - 2D	3	4	8	14	18	14	11	9
CP03 - C*P - 0400 - 1D	2	7	9	15	23	25	21	17
CP03 - C*P - 0400 - 2D	3	10	14	24	30	29	28	21

Replace * in code with A or B for connection pattern. Insertion loss data is derived from continual testing to BS4718 and other standards in independent UKAS certified laboratories, which includes where appropriate, re-generated or self noise testing in both forward and reverse flow conditions. If you request system analysis from our technicians all predictions will be assessed using the relevant certified insertion loss data together with relevant dynamic corrections.

Dimensional Data

Product Code	A (mm)	B (mm)	C (mm)	Weight (kg)
CP03 - CA - 0400 - 1D	400	503	400	9
CP03 - CA - 0400 - 2D	400	503	800	11
CP03 - CAP - 0400 - 1D	400	503	400	15
CP03 - CAP - 0400 - 2D	400	503	800	18

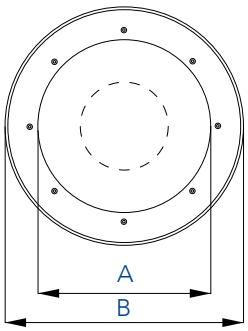

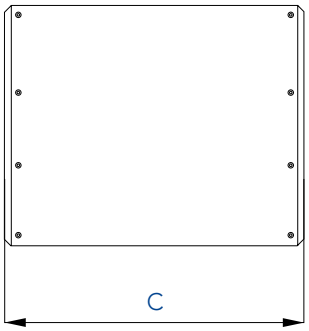

Pattern A
8 x M10 - 450 PCD

Pattern B
12 - M8 - 438 PCD

T: 01206 852389 **E:** info@acoustica.co **W: acoustica.co**
2 Condor Way, Whitehall Industrial Estate, Colchester, Essex CO2 8JN

A MEMBER OF ELTA GROUP

CP03
C Series

CP03 - CA - 0450 Silencer

Available in two standard lengths C Series silencers have excellent attenuation properties, achieved with sound absorbing infill retained in the attenuator casing by a perforated liner. The central pod (code P) is an option to increase the insertion loss, however it will add resistance.

- Fits directly onto 450mm diameter fans
- Standard lengths 450mm (1D) & 900mm (2D)
- Use up to 70°C (standard construction)
- Systems up to 1000 Pascals
- Special lengths on request

Insertion Loss (dB) - Centre Band Frequency

Product Code	63 Hz	125 Hz	250 Hz	500 Hz	1000 Hz	2000 Hz	4000 Hz	8000 Hz
CP03 - C* - 0450 - 1D	2	3	6	12	13	11	9	7
CP03 - C* - 0450 - 2D	3	4	8	17	18	15	11	10
CP03 - C*P - 0450 - 1D	2	6	8	16	23	23	21	16
CP03 - C*P - 0450 - 2D	3	7	12	22	29	29	25	20

Replace * in code with A or B for connection pattern. Insertion loss data is derived from continual testing to BS4718 and other standards in independent UKAS certified laboratories, which includes where appropriate, re-generated or self noise testing in both forward and reverse flow conditions. If you request system analysis from our technicians all predictions will be assessed using the relevant certified insertion loss data together with relevant dynamic corrections.

Dimensional Data

Product Code	A (mm)	B (mm)	C (mm)	Weight (kg)
CP03 - CA - 0450 - 1D	450	603	450	15
CP03 - CA - 0450 - 2D	450	603	900	27
CP03 - CAP - 0450 - 1D	450	603	450	18
CP03 - CAP - 0450 - 2D	450	603	900	32

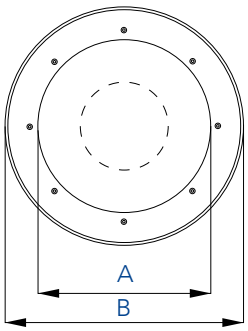

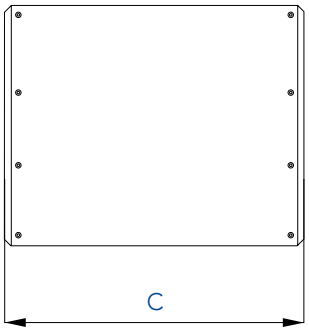

Pattern A
8 x M10 - 500 PCD

Pattern B
12 - M8 - 487 PCD

T: 01206 852389 **E:** info@acoustica.co **W: acoustica.co**
2 Condor Way, Whitehall Industrial Estate, Colchester, Essex CO2 8JN

A MEMBER OF ELTA GROUP

CP03
C Series

CP03 - CA - 0500 Silencer

Available in two standard lengths C Series silencers have excellent attenuation properties, achieved with sound absorbing infill retained in the attenuator casing by a perforated liner. The central pod (code P) is an option to increase the insertion loss, however it will add resistance.

- Fits directly onto 500mm diameter fans
- Standard lengths 500mm (1D) & 1000mm (2D)
- Use up to 70°C (standard construction)
- Systems up to 1000 Pascals
- Special lengths on request

Insertion Loss (dB) - Centre Band Frequency

Product Code	63 Hz	125 Hz	250 Hz	500 Hz	1000 Hz	2000 Hz	4000 Hz	8000 Hz
CP03 - C* - 0500 - 1D	2	3	6	14	14	12	10	5
CP03 - C* - 0500 - 2D	3	7	8	19	20	17	14	11
CP03 - C*P - 0500 - 1D	2	7	9	17	24	24	20	16
CP03 - C*P - 0500 - 2D	4	10	16	26	29	29	29	20

Replace * in code with A or B for connection pattern. Insertion loss data is derived from continual testing to BS4718 and other standards in independent UKAS certified laboratories, which includes where appropriate, re-generated or self noise testing in both forward and reverse flow conditions. If you request system analysis from our technicians all predictions will be assessed using the relevant certified insertion loss data together with relevant dynamic corrections.

Dimensional Data

Product Code	A (mm)	B (mm)	C (mm)	Weight (kg)
CP03 - CA - 0500 - 1D	500	653	500	18
CP03 - CA - 0500 - 2D	500	653	1000	32
CP03 - CAP - 0500 - 1D	500	653	500	22
CP03 - CAP - 0500 - 2D	500	653	1000	37

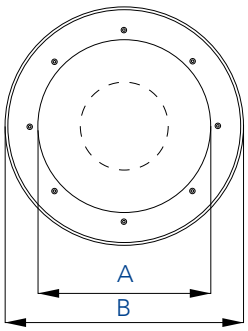

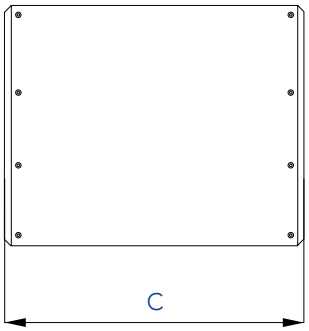

Pattern A
12 x M10 - 560 PCD

Pattern B
12 - M8 - 541 PCD

T: 01206 852389 **E:** info@acoustica.co **W: acoustica.co**
2 Condor Way, Whitehall Industrial Estate, Colchester, Essex CO2 8JN

A MEMBER OF ELTA GROUP

CP03
C Series

CP03 - CA - 0560 Silencer

Available in two standard lengths C Series silencers have excellent attenuation properties, achieved with sound absorbing infill retained in the attenuator casing by a perforated liner. The central pod (code P) is an option to increase the insertion loss, however it will add resistance.

- Fits directly onto 560mm diameter fans
- Standard lengths 560mm (1D) & 1120mm (2D)
- Use up to 70°C (standard construction)
- Systems up to 1000 Pascals
- Special lengths on request

Insertion Loss (dB) - Centre Band Frequency

Product Code	63 Hz	125 Hz	250 Hz	500 Hz	1000 Hz	2000 Hz	4000 Hz	8000 Hz
CP03 - C* - 0560 - 1D	2	4	7	14	14	9	9	7
CP03 - C* - 0560 - 2D	3	6	10	19	20	14	12	10
CP03 - C*P - 0560 - 1D	3	7	9	18	24	24	20	15
CP03 - C*P - 0560 - 2D	4	9	17	27	29	28	23	23

Replace * in code with A or B for connection pattern. Insertion loss data is derived from continual testing to BS4718 and other standards in independent UKAS certified laboratories, which includes where appropriate, re-generated or self noise testing in both forward and reverse flow conditions. If you request system analysis from our technicians all predictions will be assessed using the relevant certified insertion loss data together with relevant dynamic corrections.

Dimensional Data

Product Code	A (mm)	B (mm)	C (mm)	Weight (kg)
CP03 - CA - 0560 - 1D	560	712	560	22
CP03 - CA - 0560 - 2D	560	712	1120	48
CP03 - CAP - 0560 - 1D	560	712	560	26
CP03 - CAP - 0560 - 2D	560	712	1120	57

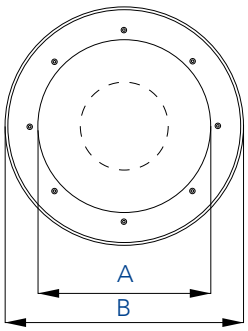

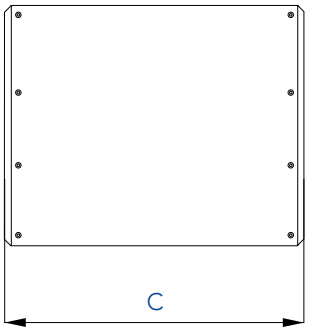

Pattern A
12 x M10 - 620 PCD

Pattern B
16- M8 - 605 PCD

T: 01206 852389 **E:** info@acoustica.co **W: acoustica.co**
2 Condor Way, Whitehall Industrial Estate, Colchester, Essex CO2 8JN

A MEMBER OF ELTA GROUP

CP03
C Series

CP03 - CA - 0630 Silencer

Available in two standard lengths C Series silencers have excellent attenuation properties, achieved with sound absorbing infill retained in the attenuator casing by a perforated liner. The central pod (code P) is an option to increase the insertion loss, however it will add resistance.

- Fits directly onto 630mm diameter fans
- Standard lengths 630mm (1D) & 1260mm (2D)
- Use up to 70°C (standard construction)
- Systems up to 1000 Pascals
- Special lengths on request

Insertion Loss (dB) - Centre Band Frequency

Product Code	63 Hz	125 Hz	250 Hz	500 Hz	1000 Hz	2000 Hz	4000 Hz	8000 Hz
CP03 - C* - 0630 - 1D	2	5	7	15	13	9	9	7
CP03 - C* - 0630 - 2D	2	5	9	18	25	22	18	13
CP03 - C*P - 0630 - 1D	4	7	13	21	21	14	13	12
CP03 - C*P - 0630 - 2D	5	9	18	28	30	29	24	19

Replace * in code with A or B for connection pattern. Insertion loss data is derived from continual testing to BS4718 and other standards in independent UKAS certified laboratories, which includes where appropriate, re-generated or self noise testing in both forward and reverse flow conditions. If you request system analysis from our technicians all predictions will be assessed using the relevant certified insertion loss data together with relevant dynamic corrections.

Dimensional Data

Product Code	A (mm)	B (mm)	C (mm)	Weight (kg)
CP03 - CA - 0630 - 1D	630	785	630	26
CP03 - CA - 0630 - 2D	630	785	1260	48
CP03 - CAP - 0630 - 1D	630	785	630	32
CP03 - CAP - 0630 - 2D	630	785	1260	57

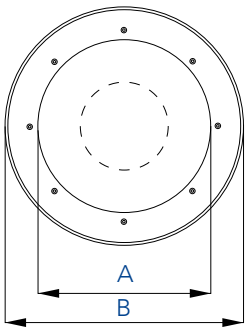

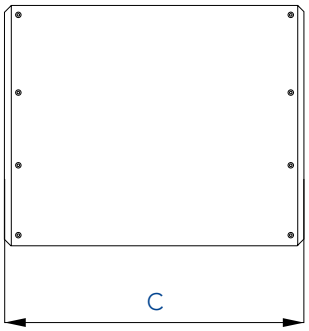

Pattern A
12 x M10 - 690 PCD

Pattern B
16 - M8 - 674 PCD

T: 01206 852389 **E:** info@acoustica.co **W: acoustica.co**
2 Condor Way, Whitehall Industrial Estate, Colchester, Essex CO2 8JN

A MEMBER OF ELTA GROUP

CP03
C Series

CP03 - CA - 0710 Silencer

Available in two standard lengths C Series silencers have excellent attenuation properties, achieved with sound absorbing infill retained in the attenuator casing by a perforated liner. The central pod (code P) is an option to increase the insertion loss, however it will add resistance.

- Fits directly onto 710mm diameter fans
- Standard lengths 710mm (1D) & 1420mm (2D)
- Use up to 70°C (standard construction)
- Systems up to 1000 Pascals
- Special lengths on request

Insertion Loss (dB) - Centre Band Frequency

Product Code	63 Hz	125 Hz	250 Hz	500 Hz	1000 Hz	2000 Hz	4000 Hz	8000 Hz
CP03 - C* - 0710 - 1D	3	5	9	15	14	10	9	8
CP03 - C* - 0710 - 2D	4	9	16	22	23	17	13	9
CP03 - C*P - 0710 - 1D	3	5	10	19	25	22	18	14
CP03 - C*P - 0710 - 2D	5	9	17	28	29	30	26	20

Replace * in code with A or B for connection pattern. Insertion loss data is derived from continual testing to BS4718 and other standards in independent UKAS certified laboratories, which includes where appropriate, re-generated or self noise testing in both forward and reverse flow conditions. If you request system analysis from our technicians all predictions will be assessed using the relevant certified insertion loss data together with relevant dynamic corrections.

Dimensional Data

Product Code	A (mm)	B (mm)	C (mm)	Weight (kg)
CP03 - CA - 0710 - 1D	710	865	710	32
CP03 - CA - 0710 - 2D	710	865	1420	59
CP03 - CAP - 0710 - 1D	710	865	710	39
CP03 - CAP - 0710 - 2D	710	865	1420	71

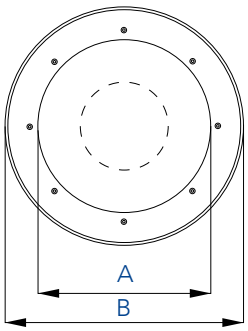

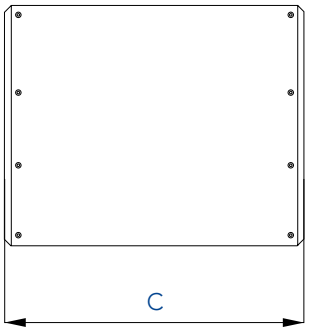

Pattern A
16 x M10 - 770 PCD

Pattern B
16 - M10 - 751 PCD

T: 01206 852389 **E:** info@acoustica.co **W: acoustica.co**
2 Condor Way, Whitehall Industrial Estate, Colchester, Essex CO2 8JN

A MEMBER OF ELTA GROUP

CP03
C Series

CP03 - CA - 0800 Silencer

Available in two standard lengths C Series silencers have excellent attenuation properties, achieved with sound absorbing infill retained in the attenuator casing by a perforated liner. The central pod (code P) is an option to increase the insertion loss, however it will add resistance.

- Fits directly onto 800mm diameter fans
- Standard lengths 800mm (1D) & 1600mm (2D)
- Use up to 70°C (standard construction)
- Systems up to 1000 Pascals
- Special lengths on request

Insertion Loss (dB) - Centre Band Frequency

Product Code	63 Hz	125 Hz	250 Hz	500 Hz	1000 Hz	2000 Hz	4000 Hz	8000 Hz
CP03 - C* - 0800 - 1D	3	5	9	16	14	10	8	8
CP03 - C* - 0800 - 2D	4	6	10	21	23	17	12	10
CP03 - C*P - 0800 - 1D	4	5	10	15	25	22	19	14
CP03 - C*P - 0800 - 2D	5	8	18	29	30	29	27	19

Replace * in code with A or B for connection pattern. Insertion loss data is derived from continual testing to BS4718 and other standards in independent UKAS certified laboratories, which includes where appropriate, re-generated or self noise testing in both forward and reverse flow conditions. If you request system analysis from our technicians all predictions will be assessed using the relevant certified insertion loss data together with relevant dynamic corrections.

Dimensional Data

Product Code	A (mm)	B (mm)	C (mm)	Weight (kg)
CP03 - CA - 0800 - 1D	800	952	800	40
CP03 - CA - 0800 - 2D	800	952	1600	74
CP03 - CAP - 0800 - 1D	800	952	800	49
CP03 - CAP - 0800 - 2D	800	952	1600	90

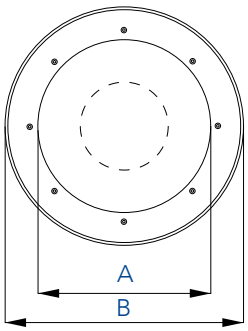

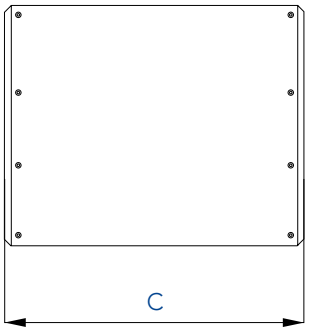

Pattern A
16 x M10 - 860 PCD

Pattern B
16 - M10 - 751 PCD

T: 01206 852389 **E:** info@acoustica.co **W: acoustica.co**
2 Condor Way, Whitehall Industrial Estate, Colchester, Essex CO2 8JN

A MEMBER OF ELTA GROUP

CP03
C Series

CP03 - CA - 0900 Silencer

Available in two standard lengths C Series silencers have excellent attenuation properties, achieved with sound absorbing infill retained in the attenuator casing by a perforated liner. The central pod (code P) is an option to increase the insertion loss, however it will add resistance.

- Fits directly onto 900mm diameter fans
- Standard lengths 900mm (1D) & 1800mm (2D)
- Use up to 70°C (standard construction)
- Systems up to 1000 Pascals
- Special lengths on request

Insertion Loss (dB) - Centre Band Frequency

Product Code	63 Hz	125 Hz	250 Hz	500 Hz	1000 Hz	2000 Hz	4000 Hz	8000 Hz
CP03 - C* - 0900 - 1D	3	5	10	17	15	11	9	8
CP03 - C* - 0900 - 2D	4	6	13	22	21	14	12	11
CP03 - C*P - 0900 - 1D	5	6	11	21	23	22	17	13
CP03 - C*P - 0900 - 2D	5	11	18	29	30	26	19	16

Replace * in code with A or B for connection pattern. Insertion loss data is derived from continual testing to BS4718 and other standards in independent UKAS certified laboratories, which includes where appropriate, re-generated or self noise testing in both forward and reverse flow conditions. If you request system analysis from our technicians all predictions will be assessed using the relevant certified insertion loss data together with relevant dynamic corrections.

Dimensional Data

Product Code	A (mm)	B (mm)	C (mm)	Weight (kg)
CP03 - CA - 0900 - 1D	900	1108	900	55
CP03 - CA - 0900 - 2D	900	1108	1800	102
CP03 - CAP - 0900 - 1D	900	1108	900	67
CP03 - CAP - 0900 - 2D	900	1108	1800	102

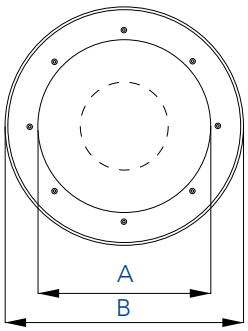

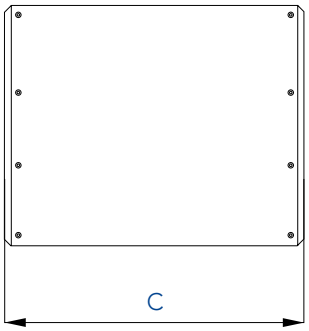

Pattern A
16 x M12 - 970 PCD

Pattern B
24 - M10 - 934 PCD

T: 01206 852389 **E:** info@acoustica.co **W: acoustica.co**
2 Condor Way, Whitehall Industrial Estate, Colchester, Essex CO2 8JN

A MEMBER OF ELTA GROUP

CP03
C Series

CP03 - CA - 1000 Silencer

Available in two standard lengths C Series silencers have excellent attenuation properties, achieved with sound absorbing infill retained in the attenuator casing by a perforated liner. The central pod (code P) is an option to increase the insertion loss, however it will add resistance.

- Fits directly onto 1000mm diameter fans
- Standard lengths 1000mm (1D) & 2000mm (2D)
- Use up to 70°C (standard construction)
- Systems up to 1000 Pascals
- Special lengths on request

Insertion Loss (dB) - Centre Band Frequency

Product Code	63 Hz	125 Hz	250 Hz	500 Hz	1000 Hz	2000 Hz	4000 Hz	8000 Hz
CP03 - C* - 1000 - 1D	4	6	11	17	15	11	9	8
CP03 - C* - 1000 - 2D	5	10	16	23	25	16	13	11
CP03 - C*P - 1000 - 1D	5	6	13	22	25	21	17	14
CP03 - C*P - 1000 - 2D	5	10	19	29	30	27	22	18

Replace * in code with A or B for connection pattern. Insertion loss data is derived from continual testing to BS4718 and other standards in independent UKAS certified laboratories, which includes where appropriate, re-generated or self noise testing in both forward and reverse flow conditions. If you request system analysis from our technicians all predictions will be assessed using the relevant certified insertion loss data together with relevant dynamic corrections.

Dimensional Data

Product Code	A (mm)	B (mm)	C (mm)	Weight (kg)
CP03 - CA - 1000 - 1D	1000	1208	1000	66
CP03 - CA - 1000 - 2D	1000	1208	2000	124
CP03 - CAP - 1000 - 1D	1000	1208	1000	82
CP03 - CAP - 1000 - 2D	1000	1208	2000	151

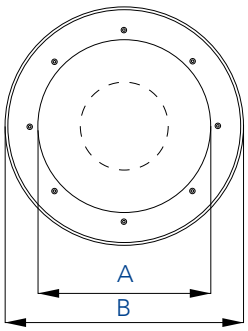

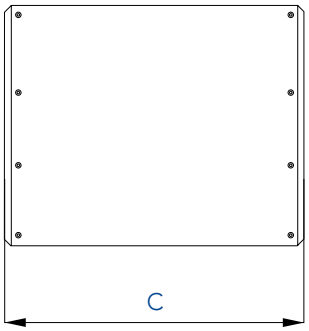

Pattern A
16 x M12 - 1070 PCD

Pattern B
24 - M10 - 1043 PCD

T: 01206 852389 **E:** info@acoustica.co **W: acoustica.co**
2 Condor Way, Whitehall Industrial Estate, Colchester, Essex CO2 8JN

A MEMBER OF ELTA GROUP

CP03
C Series

CP03 - CA - 1120 Silencer

Available in two standard lengths C Series silencers have excellent attenuation properties, achieved with sound absorbing infill retained in the attenuator casing by a perforated liner. The central pod (code P) is an option to increase the insertion loss, however it will add resistance.

- Fits directly onto 1120mm diameter fans
- Standard lengths 1120mm (1D) & 2240mm (2D)
- Use up to 70°C (standard construction)
- Systems up to 1000 Pascals
- Special lengths on request

Insertion Loss (dB) - Centre Band Frequency

Product Code	63 Hz	125 Hz	250 Hz	500 Hz	1000 Hz	2000 Hz	4000 Hz	8000 Hz
CP03 - C* - 1120 - 1D	3	4	9	14	12	8	7	7
CP03 - C* - 1120 - 2D	6	8	14	22	20	13	12	10
CP03 - C*P - 1120 - 1D	4	6	11	22	20	13	12	10
CP03 - C*P - 1120 - 2D	8	11	19	30	32	30	24	17

Replace * in code with A or B for connection pattern. Insertion loss data is derived from continual testing to BS4718 and other standards in independent UKAS certified laboratories, which includes where appropriate, re-generated or self noise testing in both forward and reverse flow conditions. If you request system analysis from our technicians all predictions will be assessed using the relevant certified insertion loss data together with relevant dynamic corrections.

Dimensional Data

Product Code	A (mm)	B (mm)	C (mm)	Weight (kg)
CP03 - CA - 1120 - 1D	1120	1324	1120	137
CP03 - CA - 1120 - 2D	1120	1324	2240	192
CP03 - CAP - 1120 - 1D	1120	1324	1120	173
CP03 - CAP - 1120 - 2D	1120	1324	2240	256

20 x M12 - 1190 PCD

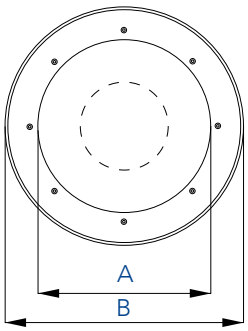

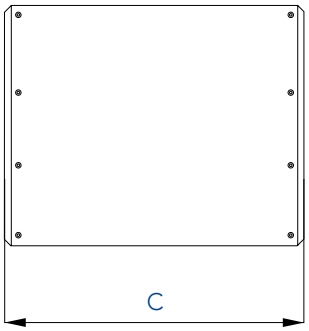

T: 01206 852389 **E:** info@acoustica.co **W: acoustica.co**
2 Condor Way, Whitehall Industrial Estate, Colchester, Essex CO2 8JN

A MEMBER OF ELTA GROUP

CP03
C Series

CP03 - CA - 1250 Silencer

Available in two standard lengths C Series silencers have excellent attenuation properties, achieved with sound absorbing infill retained in the attenuator casing by a perforated liner. The central pod (code P) is an option to increase the insertion loss, however it will add resistance.

- Fits directly onto 1250mm diameter fans
- Standard lengths 1250mm (1D) & 2500mm (2D)
- Use up to 70°C (standard construction)
- Systems up to 1000 Pascals
- Special lengths on request

Insertion Loss (dB) - Centre Band Frequency

Product Code	63 Hz	125 Hz	250 Hz	500 Hz	1000 Hz	2000 Hz	4000 Hz	8000 Hz
CP03 - C* - 1250 - 1D	3	4	9	14	12	8	7	7
CP03 - C* - 1250 - 2D	6	8	14	22	20	13	12	11
CP03 - C*P - 1250 - 1D	4	6	11	22	21	16	14	11
CP03 - C*P - 1250 - 2D	8	11	19	30	32	30	24	17

Replace * in code with A or B for connection pattern. Insertion loss data is derived from continual testing to BS4718 and other standards in independent UKAS certified laboratories, which includes where appropriate, re-generated or self noise testing in both forward and reverse flow conditions. If you request system analysis from our technicians all predictions will be assessed using the relevant certified insertion loss data together with relevant dynamic corrections.

Dimensional Data

Product Code	A (mm)	B (mm)	C (mm)	Weight (kg)
CP03 - CA - 1250 - 1D	1250	1454	1250	169
CP03 - CA - 1250 - 2D	1250	1454	2500	259
CP03 - CAP - 1250 - 1D	1250	1454	1250	216
CP03 - CAP - 1250 - 2D	1250	1454	2500	338

20 x M12 - 1320 PCD

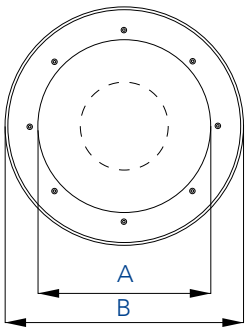

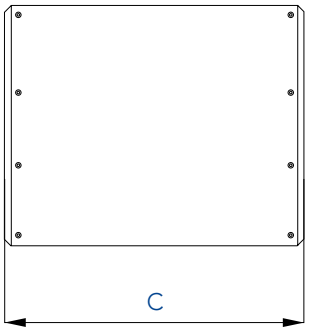

T: 01206 852389 **E:** info@acoustica.co **W: acoustica.co**
2 Condor Way, Whitehall Industrial Estate, Colchester, Essex CO2 8JN

A MEMBER OF ELTA GROUP

CP03
C Series

CP03 - CA - 1400 Silencer

Available in two standard lengths C Series silencers have excellent attenuation properties, achieved with sound absorbing infill retained in the attenuator casing by a perforated liner. The central pod (code P) is an option to increase the insertion loss, however it will add resistance.

- Fits directly onto 1400mm diameter fans
- Standard lengths 1400mm (1D) & 2800mm (2D)
- Use up to 70°C (standard construction)
- Systems up to 1000 Pascals
- Special lengths on request

Insertion Loss (dB) - Centre Band Frequency

Product Code	63 Hz	125 Hz	250 Hz	500 Hz	1000 Hz	2000 Hz	4000 Hz	8000 Hz
CP03 - C* - 1400 - 1D	3	4	9	14	12	8	7	7
CP03 - C* - 1400 - 2D	6	8	14	22	20	13	12	11
CP03 - C*P - 1400 - 1D	4	6	11	22	21	16	14	11
CP03 - C*P - 1400 - 2D	8	11	19	30	32	30	24	17

Replace * in code with A or B for connection pattern. Insertion loss data is derived from continual testing to BS4718 and other standards in independent UKAS certified laboratories, which includes where appropriate, re-generated or self noise testing in both forward and reverse flow conditions. If you request system analysis from our technicians all predictions will be assessed using the relevant certified insertion loss data together with relevant dynamic corrections.

Dimensional Data

Product Code	A (mm)	B (mm)	C (mm)	Weight (kg)
CP03 - CA - 1400 - 1D	1400	1604	1400	220
CP03 - CA - 1400 - 2D	1400	1604	2800	397
CP03 - CAP - 1400 - 1D	1400	1604	1400	285
CP03 - CAP - 1400 - 2D	1400	1604	2800	506

20 x M12 - 1470 PCD

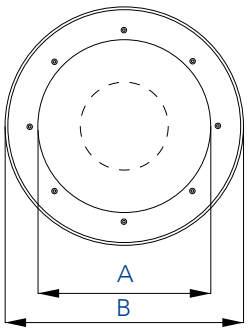

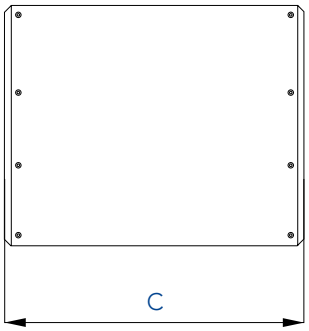

T: 01206 852389 **E:** info@acoustica.co **W: acoustica.co**
2 Condor Way, Whitehall Industrial Estate, Colchester, Essex CO2 8JN

A MEMBER OF ELTA GROUP

CP03
C Series

CP03 - CA - 1600 Silencer

Available in two standard lengths C Series silencers have excellent attenuation properties, achieved with sound absorbing infill retained in the attenuator casing by a perforated liner. The central pod (code P) is an option to increase the insertion loss, however it will add resistance.

- Fits directly onto 1600mm diameter fans
- Standard lengths 1600mm (1D) & 3200mm (2D)
- Use up to 70°C (standard construction)
- Systems up to 1000 Pascals
- Special lengths on request

Insertion Loss (dB) - Centre Band Frequency

Product Code	63 Hz	125 Hz	250 Hz	500 Hz	1000 Hz	2000 Hz	4000 Hz	8000 Hz
CP03 - C* - 1600 - 1D	4	5	10	14	11	7	6	6
CP03 - C* - 1600 - 2D	8	9	15	20	19	12	11	9
CP03 - C*P - 1600 - 1D	5	7	12	21	20	14	12	9
CP03 - C*P - 1600 - 2D	10	14	22	28	31	29	18	15

Replace * in code with A or B for connection pattern. Insertion loss data is derived from continual testing to BS4718 and other standards in independent UKAS certified laboratories, which includes where appropriate, re-generated or self noise testing in both forward and reverse flow conditions. If you request system analysis from our technicians all predictions will be assessed using the relevant certified insertion loss data together with relevant dynamic corrections.

Dimensional Data

Product Code	A (mm)	B (mm)	C (mm)	Weight (kg)
CP03 - CA - 1600 - 1D	1600	1804	1600	220
CP03 - CA - 1600 - 2D	1600	1804	3200	397
CP03 - CAP - 1600 - 1D	1600	1804	1600	285
CP03 - CAP - 1600 - 2D	1600	1804	3200	506

24 x M12 - 1680 PCD

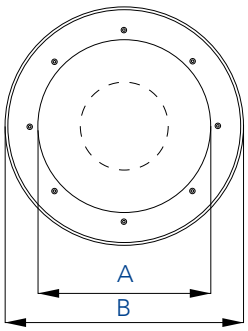

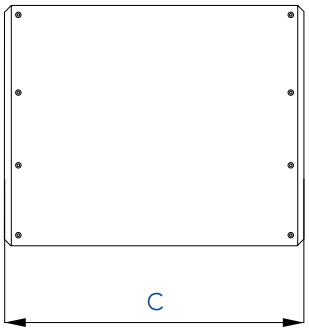

T: 01206 852389 **E:** info@acoustica.co **W: acoustica.co**
2 Condor Way, Whitehall Industrial Estate, Colchester, Essex CO2 8JN

A MEMBER OF ELTA GROUP

CP03
C Series

ACOUSTICA

Material & Finish

All casings are manufactured from mill finish hot dip galvanised mild steel conforming to EN10327 (BS2989) including the flow formed one piece end fittings. To prevent erosion of absorbing materials the C Series Silencers are fitted with a perforated liner manufactured from galvanised mild steel conforming to EN10327 (BS2989). The C Series Silencers utilise acoustic grade mineral fibre absorbing infill and are manufactured to the HVCA specification DW144 class B and M&E 100 for sheet steel thickness and stiffening.

Pressure Up to 1000 Pascals positive and negative.
Temperature -12° to +70°C.
Location Internally & externally mountable.

Melinex Lining (Optional)

Where moist conditions exist (e.g. process systems) or for critically clean applications (e.g. hospitals) the sound absorbing material may be required to be fully sealed by Melinex lining to prevent fibre migration. This will however, effect the acoustic performance of the silencer. Please contact us to discuss your requirements.

Alternative Specification

The above specification refers to our standard stock range. We can also supply custom made M Series Silencers with alternative dimensions, temperature ratings, construction materials and product finishes. Please contact us for further information and advice.

Example CP03 - CAP - 0315 - 2D. **CP03** Product group code. **CA** Drilling pattern (CA for A, CB for B). **0315** Internal diameter **2D** Length code (1D = 315, 2D - 630)

Cleaning & Maintenance

Should the airways require routine cleaning we recommend low-pressure air blasting, vacuuming or wiping the exposed surfaces with a damp cloth. It is not unusual for "White Zinc Oxide" to develop on galvanised silencers when the zinc in the galvanising reacts electrolytically with moisture. Silencers are of a passive nature and as such require no routine maintenance or lubrication.

Installation

For recommendations for the support of the silencer the principles of Part Six (pages 43-46) of the HVCA DW144 standard should be followed. It is important that the recommendations in the table are adhered to when locating the silencer in relation to other duct-mounted equipment. If the silencers are to be used in conjunction with equipment not listed please enquire for advice.

Equipment	Location
Centrifugal Fans	Direct couple only at the same size; use an inlet cone if open after silencer. PODDED - position 1 duct diameter from fan inlet/outlet.
Axial Fans	Direct couple only at the same size. Use an inlet cone if open after silencer. PODDED - match hub size within 30% of half nominal diameter.
Mixed Flow Fans	Direct couple only at the same size. Use an inlet cone if open after silencer.
Ductwork Bends	Direct couple only at the same size. PODDED - position two duct diameters from bend.
Ductwork Reducers	Direct couple only with reducers of maximum 15o cheek slope.
Finned Coils & Filters	Leave 200mm plenum between silencer and coil or filter, and suitable reducer as specified in HVCA DW/144 1998.

Inspection

For inspection access the recommendations set out in Heating & Ventilating Contractors Association specification DW144 1998, appendix M – Guidance Notes for Inspection, Servicing and Cleaning Access Openings, should be followed. We would suggest Level 2 one 300mm x 200mm-inspection panel down-stream or Level 3 one 300mm x 200mm inspection door each side of the silencer. Refer to table 25 of DW144 or Section 2 of HVCA specification TR17 for further recommendations. It is our recommendation that the silencers are inspected periodically to ensure that the airways are free from obstructions and no dust or foreign matter has collected and blocked the holes in the perforated liner elements.

T: 01206 852389 **E:** info@acoustica.co **W: acoustica.co**
2 Condor Way, Whitehall Industrial Estate, Colchester, Essex CO2 8JN

A MEMBER OF eg ELTA GROUP