CONFIGURATION TYPE: S3 HIGH CAPACITY

CTIL RF CONFIG: VOD S_UK_SRB_326_261

EXISTING ANTENNA DETAILS TO BE REMOVED

I.D. No.	ITEM	OPERATOR	FUNCTION	LOCATION	BEARING	MEAN HEIGHT	TOP HEIGHT	ANTENNA TYPE/SIZE	No. OF PORTS	RET/ VET	MAIN FEEDER TYPE	FEEDER QTY EXISTING	FEEDER QTY NEW	MAIN FEEDER LENGTH	MAIN FEEDER BTM TAIL LENGTH	MAIN FEEDER BTM TAIL TYPE	MAIN FEEDER TOP TAIL LENGTH	MAIN FEEDER TOP TAIL TYPE	TOTAL LENGTH	DC/FIBRE QTY	DC/FIBRE LENGTH	RRU/ RRH/ ERS	MHA TYPE	SBT QTY	RRH/RRU /MHA JUMPER LENGTH	COMBINERS HIGH	COMBINERS LOW	OVERALL SYSTEM LOSS
199929	E1	-	-	POLE MOUNTED	90° E.T.N.	26.6m	27.3m	KATHREIN 742234	4	-	-	-	-	-	-	-	-	-	-	-	-	-	-	-	-	-	-	-
		-	-							-	-	-	-	-	-	-	-	-	-	-	-	-	-	-	-	-	-	-
199930	E3	-	-	POLE MOUNTED	210° E.T.N.	26.6m	27.3m	KATHREIN 742234	4	-	-	-	-	-	-	-	-	-	-	-	-	-	-	-	-	-	-	-
		-	-							-	-	-	-	-	-	-	-	-	-	-	-	-	-	-	-	-	-	-
199931	E5	-	-	POLE MOUNTED	330° E.T.N.	26.6m	27.3m	KATHREIN 742234	4	-	-	-	-	-	-	-	-	-	-	-	-	-	-	-	-	-	-	-
		-	-							-	-	-	-	-	-	-	-	-	-	-	-	-	-	-	-	-	-	-
317384	E2	CTIL	1U2100	POLE MOUNTED	90° E.T.N.	26.3m	27.3m	HUAWEI ATR451606	6	RET	LDF5-50	2	-	20.0m	2 x 2.0m	LDF4-50	2 x 2.0m	LDF4-50	24.0m	-	-	-	-	1	-	-	2100/2600	-
		CTIL	1L2600												2 x 2.0m	LDF4-50												
		CTIL	1L2100							-	LDF5-50	2	-	20.0m	2 x 2.0m	LDF4-50	2 x 2.0m	LDF4-50	24.0m	-	-	-	-		-	-	2100/2600	-
		CTIL	1L2600												2 x 2.0m	LDF4-50												
		CTIL	1L800							-	LDF5-50	2	-	20.0m	2 x 2.0m	LDF4-50	2 x 2.0m	LDF4-50	24.0m	-	-	-	-		-	-	800/900	-
		CTIL	1GU900												2 x 2.0m	LDF4-50												
317383	E4	CTIL	2U2100	POLE MOUNTED	210° E.T.N.	26.3m	27.3m	HUAWEI ATR451606	6	RET	LDF5-50	2	-	20.0m	2 x 2.0m	LDF4-50	2 x 2.0m	LDF4-50	24.0m	-	-	-	-	1	-	-	2100/2600	-
		CTIL	2L2600												2 x 2.0m	LDF4-50												
		CTIL	2L2100							-	LDF5-50	2	-	20.0m	2 x 2.0m	LDF4-50	2 x 2.0m	LDF4-50	24.0m	-	-	-	-		-	-	2100/2600	-
		CTIL	2L2600												2 x 2.0m	LDF4-50												
		CTIL	2L800							-	LDF5-50	2	-	20.0m	2 x 2.0m	LDF4-50	2 x 2.0m	LDF4-50	24.0m	-	-	-	-		-	-	800/900	-
		CTIL	2GU900												2 x 2.0m	LDF4-50												
317382	E6	CTIL	3U2100	POLE MOUNTED	330° E.T.N.	26.3m	27.3m	HUAWEI ATR451606	6	RET	LDF5-50	2	-	20.0m	2 x 2.0m	LDF4-50	2 x 2.0m	LDF4-50	24.0m	-	-	-	-	1	-	-	2100/2600	-
		CTIL	3L2600												2 x 2.0m	LDF4-50												
		CTIL	3L2100							-	LDF5-50	2	-	20.0m	2 x 2.0m	LDF4-50	2 x 2.0m	LDF4-50	24.0m	-	-	-	-		-	-	2100/2600	-
		CTIL	3L2600												2 x 2.0m	LDF4-50												
		CTIL	3L800							-	LDF5-50	2	-	20.0m	2 x 2.0m	LDF4-50	2 x 2.0m	LDF4-50	24.0m	-	-	-	-		-	-	800/900	-
		CTIL	3GU900												2 x 2.0m	LDF4-50												

-

RET CABLES TABLE

RET CABLES	QUANTITY	RET CABLES	QUANTITY
3 WAY TERMINATION RET BOX	*	25m RET CABLE	*
0.5m RET CABLE	*	30m RET CABLE	*
1m RET CABLE	*	35m RET CABLE	*
2m RET CABLE	3	40m RET CABLE	*
3m RET CABLE	*	45m RET CABLE	*
4m RET CABLE	*	50m RET CABLE	*
5m RET CABLE	*	60m RET CABLE	*
7m RET CABLE	*	70m RET CABLE	*
10m RET CABLE	*	80m RET CABLE	*
13m RET CABLE	*	90m RET CABLE	*
15m RET CABLE	*	100m RET CABLE	*
20m RET CABLE	*		

TRANSMISSION ENCLOSURE

EXISTING / PROPOSED	ENCLOSURE	U SPACE AVAILABLE	CURRENT B.T. / TRANSMISSION LOCATION	PROPOSED MEAS LOCATION
EXISTING	Tx CABINET	35U	X	X

©2010 Arqiva

All rights reserved. No part of this publication may be reproduced, stored in a retrieval system or transmitted in any form or by any means (Electronic, Mechanical, Photocopying, Recording or otherwise), without the prior written consent of the Company.

NOTES

PROJECT No.	214614
CSID	12694027
CSR	N/A
VF ID	23405_40
CELL No.	23405VF

ISS	REVISION	DATE	DRN	APP
22	PROJ No 214614 PLANNING DRAWING	18/05/21	BEA	BEA
21	PROJ No 216583 MASTER UPDATE	30/04/20	TCS	MF
20	PROJ No 214614 PLANNING DRAWING Amend	20/09/19	BEA	BEA
19	PROJ No 181689 AS BUILT	03/09/19	BEA	FC
18	PROJ No 214614 PLANNING DRAWING	29/08/19	BEA	BEA

cellnex
driving telecom connectivity

Crawley Court, Winchester, Hampshire, SO21 2QA
Tel. 01962 823434, Fax. 01962 822378

SITE No 167370
READING CENTRAL ATE
41 MINSTER STREET
READING
BERKSHIRE
RG1 2JF

NGR SU 71554 73313

OS GRID 471554 173313

TITLE
ANTENNA SCHEDULE
PROPOSED
CTIL

SCALE NTS

DRAWN	IM	01/06/11
APPROVED	BEA	18/05/21

DRG No. 167370-22-151-MD022 Sheet 1 of 2 Rev 22

A3

CONFIGURATION TYPE: BEACON 2 SOUTH CONFIGURATIONS FOR ERICSSON - F4B

CTIL RF CONFIG: E_FIB_360_2610_90B OPTION 1

PROPOSED ANTENNA DETAILS

I.D. No.	ITEM	OPERATOR	FUNCTION	LOCATION	BEARING	MEAN HEIGHT	TOP HEIGHT	ANTENNA TYPE/SIZE	No. OF PORTS	RET/ VET	MAIN FEEDER TYPE	FEEDER QTY EXISTING	FEEDER QTY NEW	MAIN FEEDER LENGTH	MAIN FEEDER BTM TAIL LENGTH	MAIN FEEDER BTM TAIL TYPE	MAIN FEEDER TOP TAIL LENGTH	MAIN FEEDER TOP TAIL TYPE	TOTAL LENGTH	DC/ FIBRE QTY	DC/ FIBRE LENGTH	RRU/ RRH/ ERS	MHA TYPE	SBT QTY	RRH/RRU /MHA JUMPER LENGTH	COMBINERS HIGH	COMBINERS LOW	OVERALL SYSTEM LOSS
452806	A1	-	-	POLE MOUNTED	90° E.T.N.	31.3m	32.3m	HUAWEI AOC4518R8v06	14	-	-	-	-	-	-	-	-	-	-	-	-	-	-	-	-	-	-	-
		CTIL	1L800/ 1GU900							RET	LDF5-50	2	-	30.0m	2 x 2.0m 2 x 2.0m	LDF4-50 LDF4-50	2 x 2.0m	LDF4-50	34.0m	-	-	-	-	-	-	-	800/900	-
		-	-							-	-	-	-	-	-	-	-	-	-	-	-	-	-	-	-	-	-	-
		CTIL	1L2600							RET	LDF78-50	4	-	30.0m	2 x 2.0m 2 x 2.0m	LDF4-50 LDF4-50	2 x 2.0m	LDF4-50	34.0m	-	-	-	-	-	-	-	-	-
		CTIL	1L2600																									
		CTIL	1U2100							RET	LCF78-50		4	30.0m	2 x 2.0m 2 x 2.0m	LDF4-50 LDF4-50	2 x 2.0m	LDF4-50	34.0m	-	-	-	-	1	-	-	-	-
		CTIL	1L2100																									
		-	-						8T8R	-	-	-	-	-	-	-	-	-	-	-	-	-	-	-	-	-	-	-
452795	A2	CTIL	N3400	POLE MOUNTED	90° E.T.N.	31.9m	32.3m	ERICSSON AIR6488B42EU	-	NO	-	-	-	-	-	-	-	-	-	1	35.0m	BUILT IN /ANTENNA	-	-	2.0m	-	-	-
452807	A3	-	-	POLE MOUNTED	210° E.T.N.	31.3m	32.3m	HUAWEI AOC4518R8v06	14	-	-	-	-	-	-	-	-	-	-	-	-	-	-	-	-	-	-	-
		CTIL	2L800/ 2GU900							RET	LDF5-50	2	-	30.0m	2 x 2.0m 2 x 2.0m	LDF4-50 LDF4-50	2 x 2.0m	LDF4-50	34.0m	-	-	-	-	-	-	-	800/900	-
		-	-							-	-	-	-	-	-	-	-	-	-	-	-	-	-	-	-	-	-	-
		CTIL	2L2600							RET	LDF5-50	4	-	30.0m	2 x 2.0m 2 x 2.0m	LDF4-50 LDF4-50	2 x 2.0m	LDF4-50	34.0m	-	-	-	-	-	-	-	-	-
		CTIL	2L2600																									
		CTIL	2U2100							RET	LCF78-50	-	4	30.0m	2 x 2.0m 2 x 2.0m	LDF4-50 LDF4-50	2 x 2.0m	LDF4-50	34.0m	-	-	-	-	1	-	-	-	-
		CTIL	2L2100																									
		-	-						8T8R	-	-	-	-	-	-	-	-	-	-	-	-	-	-	-	-	-	-	-
452796	A4	CTIL	N3400	POLE MOUNTED	210° E.T.N.	31.9m	32.3m	ERICSSON AIR6488B42EU	-	NO	-	-	-	-	-	-	-	-	-	1	35.0m	BUILT IN /ANTENNA	-	-	2.0m	-	-	-
452808	A5	-	-	POLE MOUNTED	330° E.T.N.	31.3m	32.3m	HUAWEI AOC4518R8v06	14	-	-	-	-	-	-	-	-	-	-	-	-	-	-	-	-	-	-	-
		CTIL	3L800/ 3GU900							RET	LDF5-50	2	-	30.0m	2 x 2.0m 2 x 2.0m	LDF4-50 LDF4-50	2 x 2.0m	LDF4-50	34.0m	-	-	-	-	-	-	-	800/900	-
		-	-							-	-	-	-	-	-	-	-	-	-	-	-	-	-	-	-	-	-	-
		CTIL	3L2600							RET	LDF5-50	4	-	30.0m	2 x 2.0m 2 x 2.0m	LDF4-50 LDF4-50	2 x 2.0m	LDF4-50	34.0m	-	-	-	-	-	-	-	-	-
		CTIL	3L2600																									
		CTIL	3U2100							RET	LCF78-50	-	4	30.0m	2 x 2.0m 2 x 2.0m	LDF4-50 LDF4-50	2 x 2.0m	LDF4-50	34.0m	-	-	-	-	1	-	-	-	-
		CTIL	3L2100																									
		-	-						8T8R	-	-	-	-	-	-	-	-	-	-	-	-	-	-	-	-	-	-	-
452797	A6	CTIL	N3400	POLE MOUNTED	330° E.T.N.	31.9m	32.3m	ERICSSON AIR6488B42EU	-	NO	-	-	-	-	-	-	-	-	-	1	35.0m	BUILT IN /ANTENNA	-	-	2.0m	-	-	-

PROPOSED CTIL 12No. HYBRID TALES TO STEP DOWN FROM LEGACY FEEDER TO 4.3.10 ON HUAWEI AOC4518R8v06 ANTENNAS

GPS UNIT DETAILS

I.D. No.	GPS UNIT TYPE	GPS UNIT TOP (M) AGL	GPS UNIT CABLE LENGTH (m)	FIXING LOCATION
452801	GPS TIME SYNC	32.3m	30m	GPS MOUNTING BRACKET LOCATED TO REAR OF ANTENNA MOUNTING SUPPORT POLE

PROPOSED DISH DETAILS

I.D. No.	ITEM	TYPE / SIZE	BEARING	MEAN HEIGHT	FEEDER LENGTH	FEEDER TYPE	No. OF FEEDERS	No. OF REMOTE ODU's
457195	D1	SHF 0.3m HP DISH	0°E.T.N.	28.5m	30.0m	CAT5	1	0
457196	D2	SHF 0.3m HP DISH	98°E.T.N.	28.5m	30.0m	CAT5	1	0

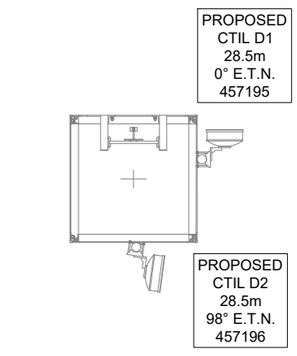

TOWER PLAN AT 24m

SCALE 1:50

0 0.5m 1m 2m

©2010 Arqiva
All rights reserved. No part of this publication may be reproduced, stored in a retrieval system or transmitted in any form or by any means (Electronic, Mechanical, Photocopying, Recording or otherwise), without the prior written consent of the Company.

NOTES

PROJECT No.	214614
CSID	12694027
CSR	N/A
VF ID	23405_40
CELL No.	23405VF

ISS	REVISION	DATE	DRN	APP
22	PROJ No 214614 PLANNING DRAWING	18/05/21	BEA	BEA
21	PROJ No 216583 MASTER UPDATE	30/04/20	TCS	MF
20	PROJ No 214614 PLANNING DRAWING Amend	20/09/19	BEA	BEA
19	PROJ No 181689 AS BUILT	03/09/19	BEA	FC
18	PROJ No 214614 PLANNING DRAWING	29/08/19	BEA	BEA

cellnex
driving telecom connectivity
Crawley Court, Winchester, Hampshire, SO21 2QA
Tel. 01962 823434, Fax. 01962 822378

SITE No 167370
READING CENTRAL ATE
41 MINSTER STREET
READING
BERKSHIRE
RG1 2JF

NGR SU 71554 73313

OS GRID 471554 173313

TITLE
ANTENNA SCHEDULE
PROPOSED
CTIL

SCALE NTS

DRAWN	IM	01/06/11
APPROVED	BEA	18/05/21

DRG No. 167370-22-151-MD022 Sheet 2 of 2 Rev 22

A3

©2010 Arqiva
All rights reserved. No part of this publication may be reproduced, stored in a retrieval system or transmitted in any form or by any means (Electronic, Mechanical, Photocopying, Recording or otherwise), without the prior written consent of the Company.

NOTES

F4B - E_FIB_360_2610_90B OPTION 1

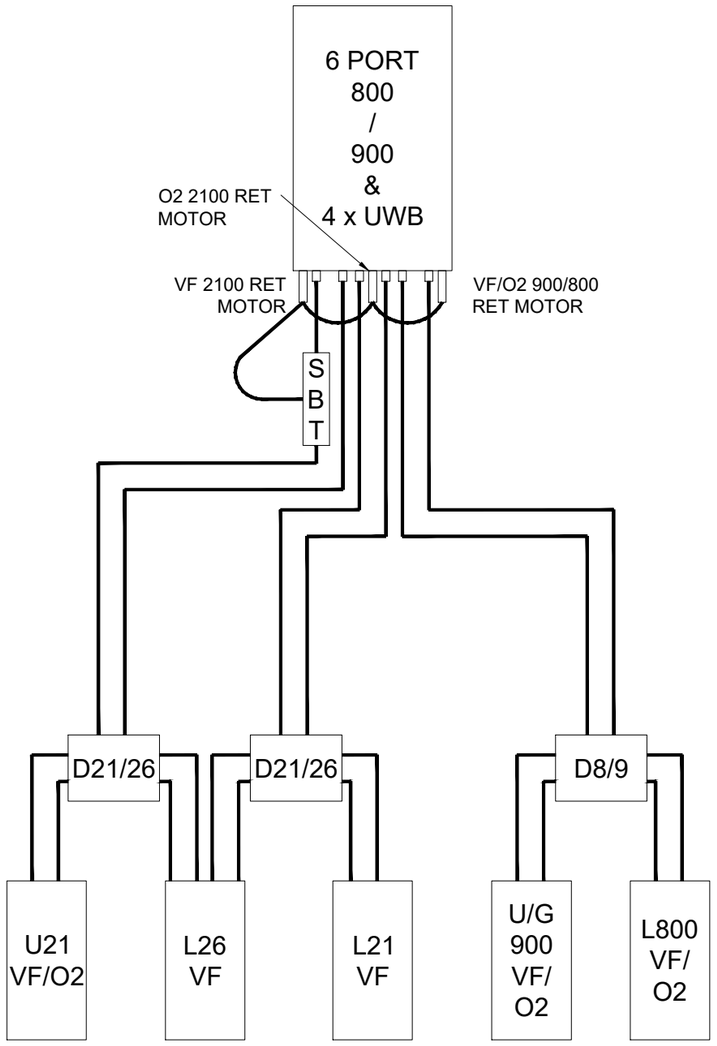

ANTENNA CONFIGURATION

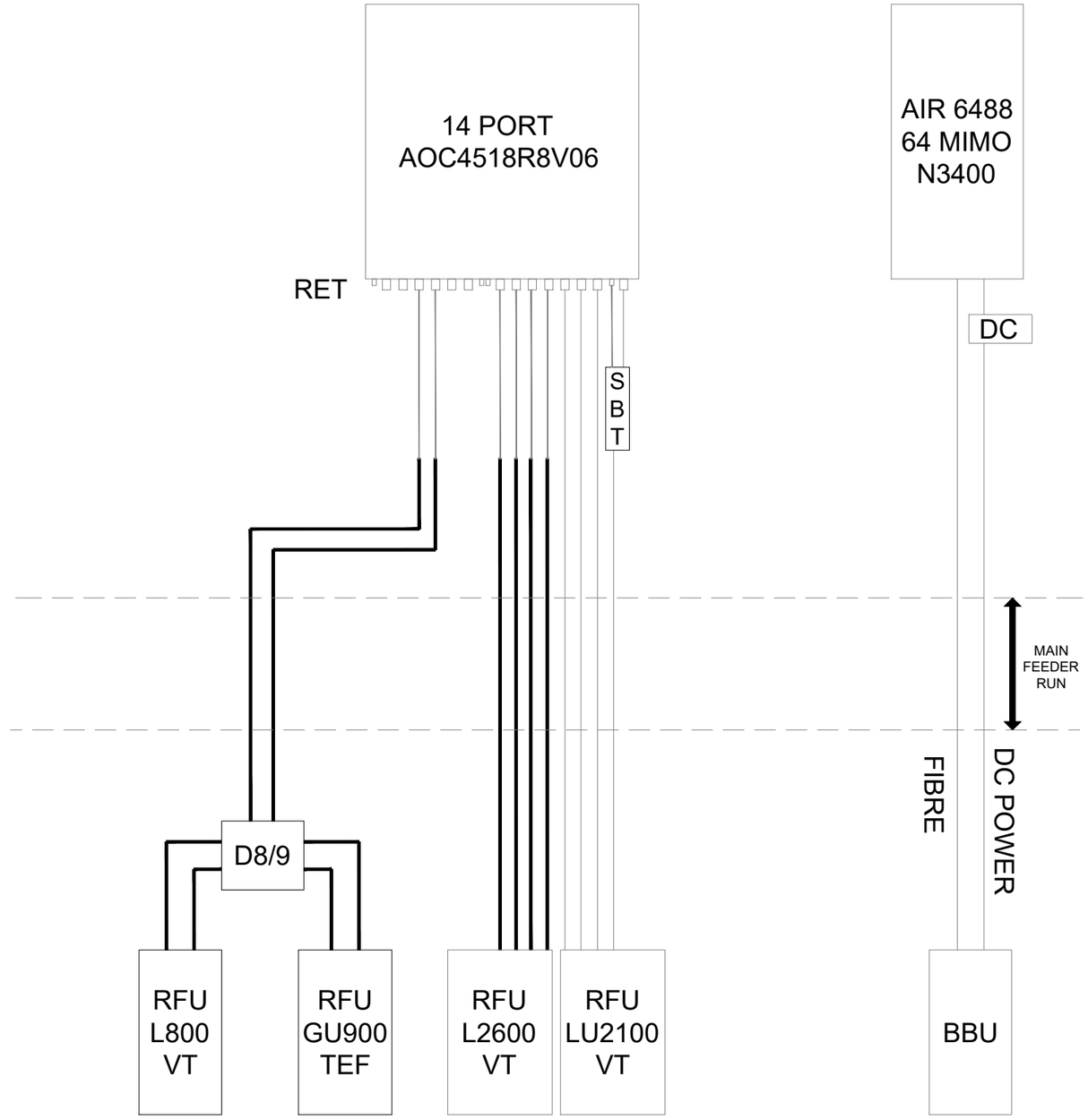

PROPOSED CONFIGURATION

PROJECT No.	214614
CSID	12694027
CSR	N/A
VF ID	23405_40
CELL No.	23405VF

ISS	REVISION	DATE	DRN	APP
22	PROJ No 214614 PLANNING DRAWING	18/05/21	BEA	BEA
21	PROJ No 216583 MASTER UPDATE	30/04/20	TCS	MF
20	PROJ No 214614 PLANNING DRAWING Amend	20/09/19	BEA	BEA
19	PROJ No 181689 AS BUILT	03/09/19	BEA	FC
18	PROJ No 214614 PLANNING DRAWING	29/08/19	BEA	BEA

cellnex
driving telecom connectivity
Crawley Court, Winchester, Hampshire, SO21 2QA
Tel. 01962 823434, Fax. 01962 822378

SITE No 167370
READING CENTRAL ATE
41 MINSTER STREET
READING
BERKSHIRE
RG1 2JF

NGR	SU 71554 73313
OS GRID	471554 173313

TITLE
ANTENNA SCHEMATIC
PROPOSED
CTIL

SCALE	NTS	
DRAWN	IM	01/06/11
APPROVED	BEA	18/05/21

DRG No.	Sheet 1 of 1	Rev
167370-22-152-MD022		22

A3