Level 18

ROOM REF.	ROOM USE	DAYLIGHT: EN SPATIAL DAYLIGHT AUTONOMY percentage of room achieving target illuminance for 2190 hrs (50% of daylit hours) Weather File: GBR_Gatwick					SUNLIGHT: HOURS:MIN		
		100	150	200	TARGET	RELEVANT ENSDA	1 FEB	25 FEB	21 MAR
BLOCK_YHP1 - LEVEL 18									
461	BEDROOM	100.0	100.0	100.0	100	100.0	00:00	00:55	02:08
462	BEDROOM	100.0	100.0	92.4	100	100.0	00:00	00:00	01:05
463	L/K/D	43.0	25.1	13.2	200	13.2	00:00	00:55	02:08
464	BEDROOM	100.0	100.0	70.9	100	100.0	00:00	00:00	01:05
465	L/K/D	100.0	100.0	100.0	200	100.0	06:37	07:09	07:43
466	BEDROOM	100.0	100.0	95.1	100	100.0	05:49	06:25	06:04
467	BEDROOM	100.0	100.0	100.0	100	100.0	05:15	05:55	06:19
468	L/K/D	100.0	100.0	100.0	200	100.0	09:00	10:28	12:02
469	BEDROOM	100.0	96.8	67.4	100	100.0	04:05	04:52	05:42

Table 27: Assessment Data

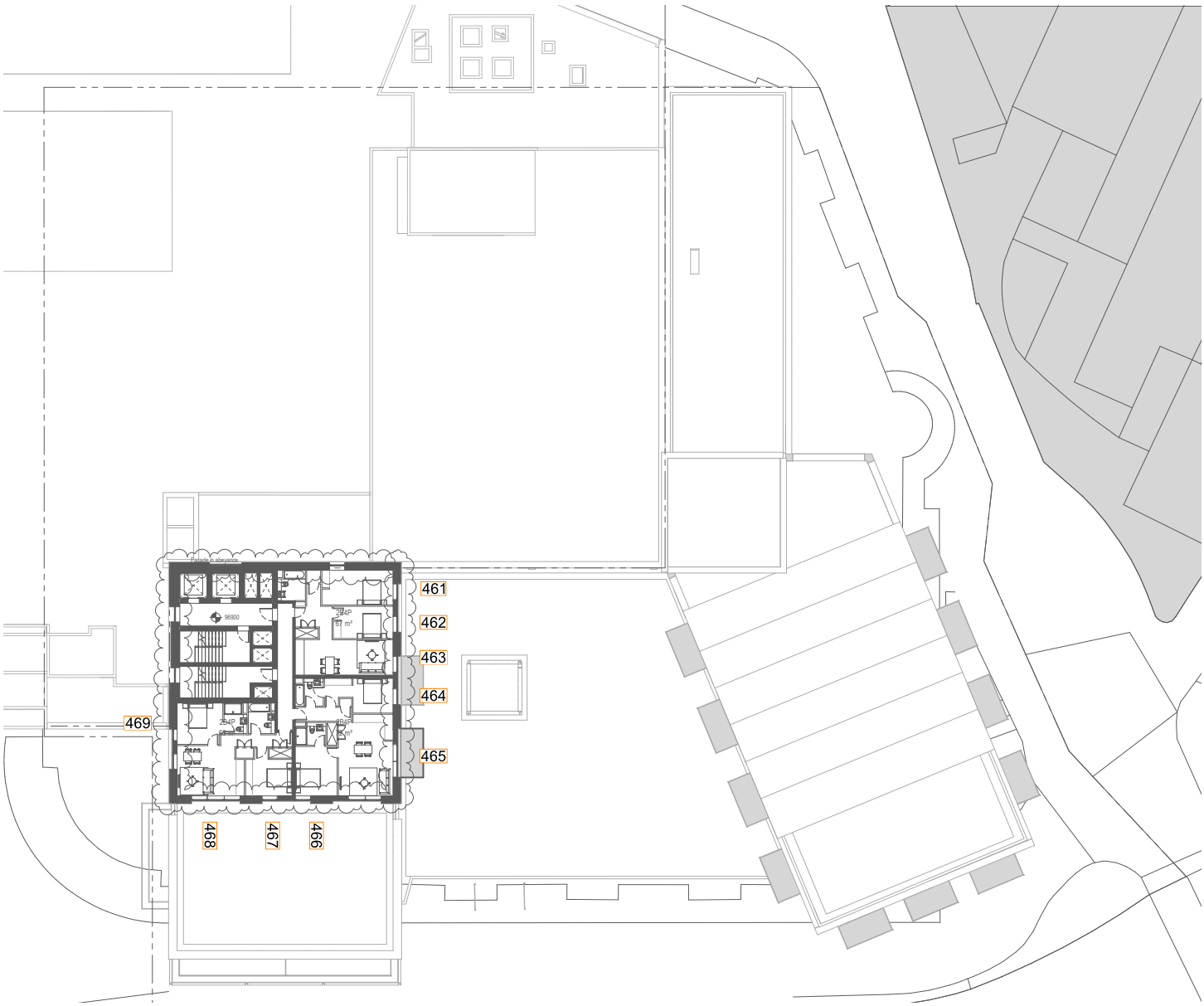

Fig. 36: Floor Plan

Level 19

ROOM REF.	ROOM USE	DAYLIGHT: EN SPATIAL DAYLIGHT AUTONOMY percentage of room achieving target illuminance for 2190 hrs (50% of daylit hours) Weather File: GBR_Gatwick					SUNLIGHT: HOURS:MIN		
		100	150	200	TARGET	RELEVANT ENSDA	1 FEB	25 FEB	21 MAR
BLOCK_YHP1 - LEVEL 19									
470	BEDROOM	100.0	100.0	100.0	100	100.0	00:00	00:55	02:08
471	BEDROOM	100.0	100.0	92.9	100	100.0	00:00	00:00	01:05
472	L/K/D	54.7	39.9	29.3	200	29.3	00:00	00:55	02:08
473	BEDROOM	100.0	100.0	100.0	100	100.0	00:00	00:00	01:05
474	L/K/D	100.0	100.0	100.0	200	100.0	06:37	07:09	07:43
475	BEDROOM	100.0	100.0	96.4	100	100.0	05:49	06:25	06:04
476	BEDROOM	100.0	100.0	100.0	100	100.0	05:15	05:55	06:19
477	L/K/D	100.0	100.0	100.0	200	100.0	09:00	10:28	12:02
478	BEDROOM	100.0	96.3	66.3	100	100.0	04:05	04:52	05:42

Table 28: Assessment Data

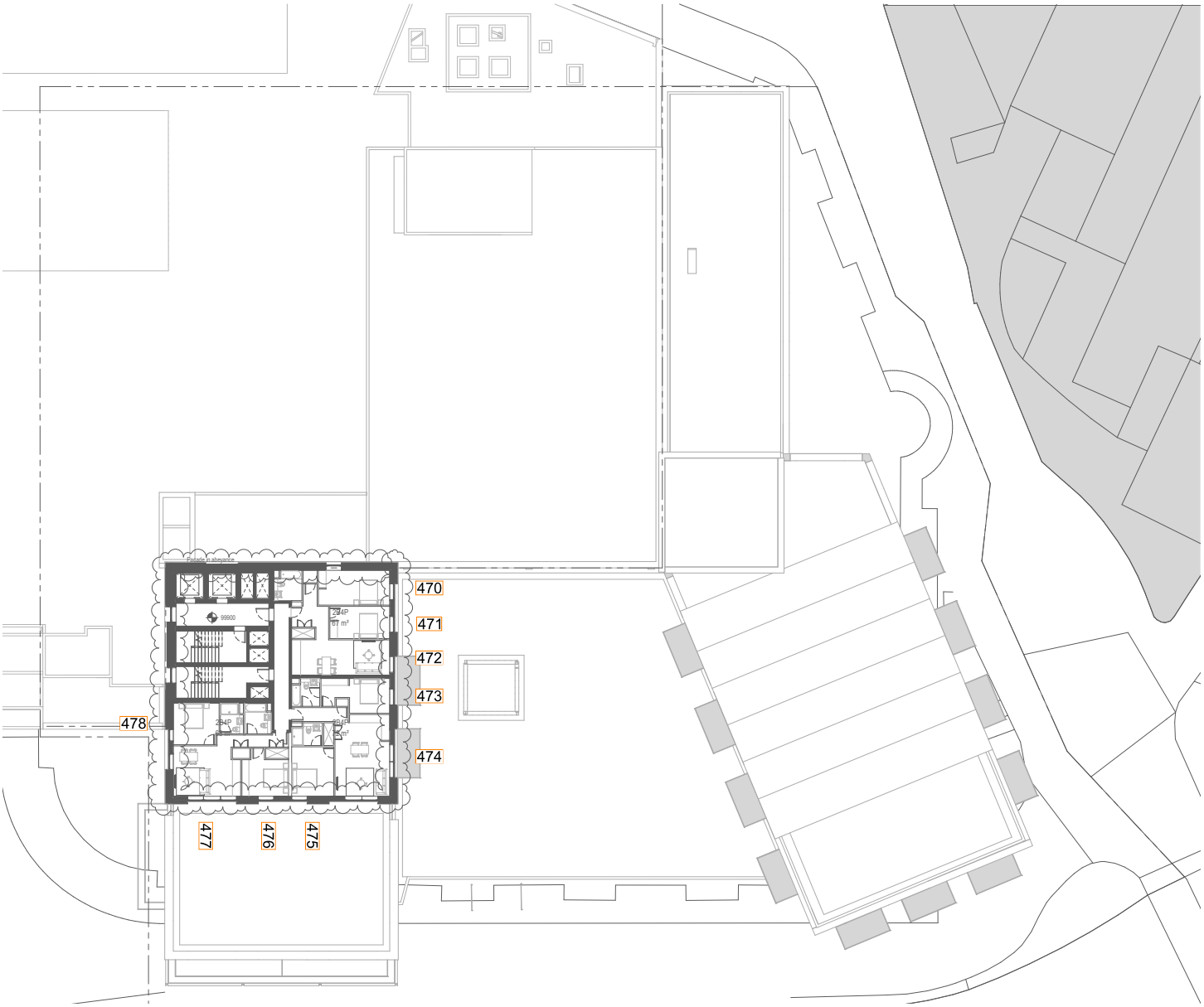

Fig. 37: Floor Plan

Level 00M

ROOM REF.	ROOM USE	DAYLIGHT: EN SPATIAL DAYLIGHT AUTONOMY percentage of room achieving target illuminance for 2190 hrs (50% of daylit hours) Weather File: GBR_Gatwick					SUNLIGHT: HOURS:MIN		
		100	150	200	TARGET	RELEVANT ENSDA	1 FEB	25 FEB	21 MAR
BLOCK_YHP2 - LEVEL 00M									
479	L/K/D	100.0	100.0	99.8	200	99.8	04:12	04:48	06:11
480	BEDROOM	100.0	100.0	100.0	100	100.0	02:32	03:27	04:54
481	BEDROOM	100.0	100.0	100.0	100	100.0	04:02	04:47	05:45
482	L/K/D	100.0	100.0	100.0	200	100.0	03:54	05:09	06:36
483	BEDROOM	100.0	100.0	100.0	100	100.0	00:00	00:00	00:00
484	STUDIO	100.0	87.8	76.6	200	76.6	00:00	00:00	01:04
485	L/K/D	85.8	69.5	61.7	200	61.7	00:00	00:00	01:36
486	BEDROOM	100.0	100.0	85.3	100	100.0	00:00	00:00	00:00
487	BEDROOM	100.0	100.0	100.0	100	100.0	00:00	00:00	01:40
488	BEDROOM	100.0	96.0	62.6	100	100.0	00:00	00:00	00:00
489	L/K/D	100.0	100.0	100.0	200	100.0	00:25	01:17	02:54
490	BEDROOM	31.9	14.1	6.8	100	31.9	00:15	01:16	01:12
491	BEDROOM	25.7	11.8	5.9	100	25.7	00:00	00:00	00:00
492	L/K/D	100.0	99.7	89.9	200	89.9	01:01	00:11	01:26
493	BEDROOM	7.5	1.1	0.0	100	7.5	00:53	00:06	00:05
494	BEDROOM	6.5	1.9	0.0	100	6.5	00:45	00:52	00:00

Table 29: Assessment Data

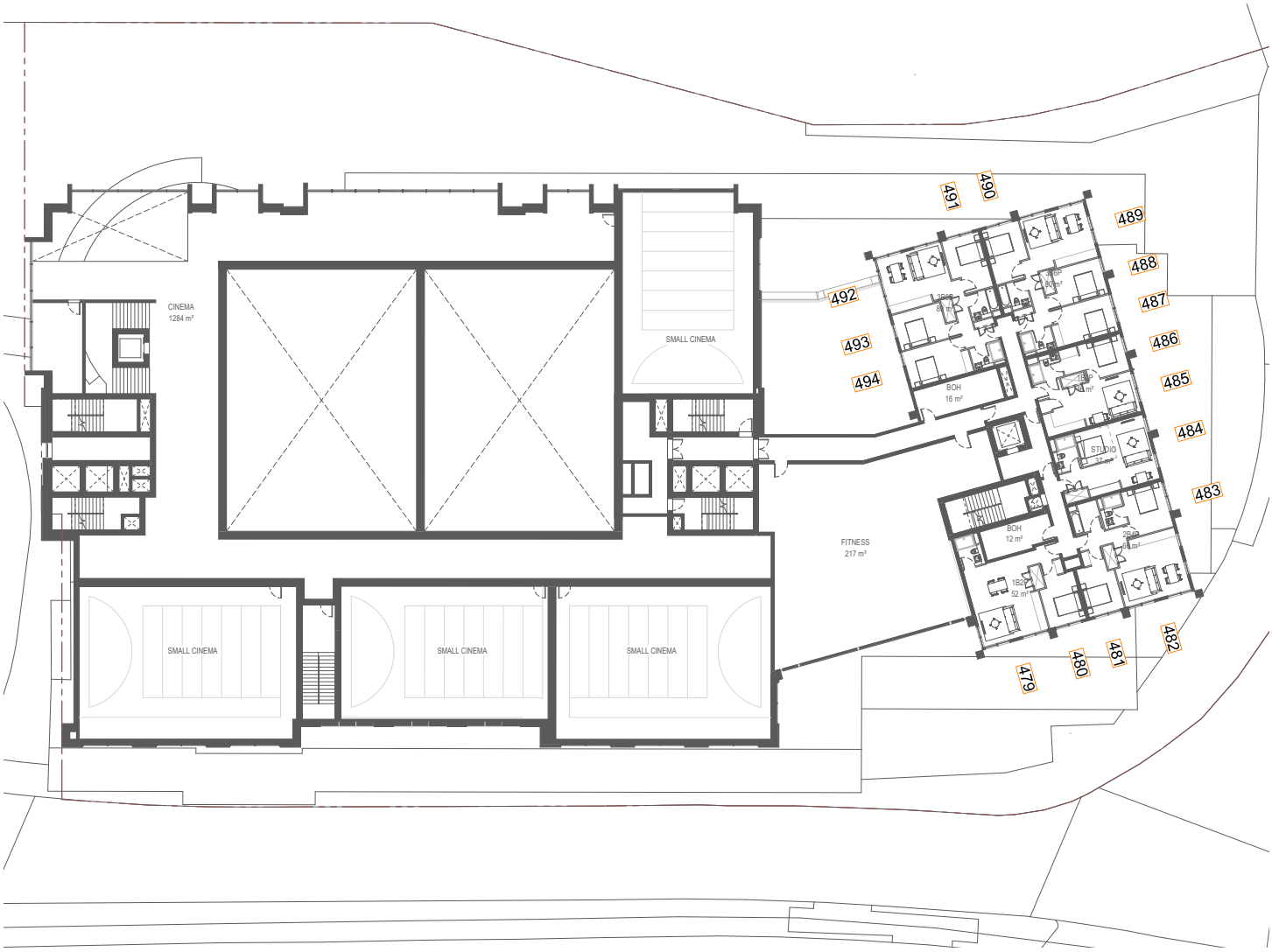

Fig. 38: Floor Plan

Level 01

ROOM REF.	ROOM USE	DAYLIGHT: EN SPATIAL DAYLIGHT AUTONOMY percentage of room achieving target illuminance for 2190 hrs (50% of daylit hours) Weather File: GBR_Gatwick					SUNLIGHT: HOURS:MIN		
		100	150	200	TARGET	RELEVANT ENSDA	1 FEB	25 FEB	21 MAR
BLOCK_YHP2 - LEVEL 01									
495	BEDROOM	31.9	21.7	16.6	100	31.9	03:18	04:04	03:39
496	L/K/D	100.0	100.0	100.0	200	100.0	03:54	04:39	05:53
497	BEDROOM	100.0	81.8	49.7	100	100.0	01:52	02:59	04:26
498	BEDROOM	100.0	71.3	41.3	100	100.0	01:49	03:13	04:36
499	L/K/D	100.0	100.0	100.0	200	100.0	03:07	04:16	05:52
500	BEDROOM	98.9	71.1	36.3	100	98.9	00:00	00:00	00:00
501	STUDIO	100.0	82.0	69.9	200	69.9	00:00	00:00	00:00
502	L/K/D	66.6	54.2	41.6	200	41.6	00:00	00:00	00:00
503	BEDROOM	98.0	57.2	36.2	100	98.0	00:00	00:00	00:00
504	BEDROOM	66.4	30.8	19.0	100	66.4	00:00	00:00	00:00
505	BEDROOM	92.0	43.7	26.4	100	92.0	00:00	00:00	00:00
506	L/K/D	100.0	98.2	78.2	200	78.2	00:00	00:20	00:45
507	BEDROOM	53.9	28.8	18.3	100	53.9	00:00	00:00	00:00
508	BEDROOM	47.6	25.1	16.0	100	47.6	00:00	00:00	00:00
509	L/K/D	32.6	10.1	3.4	200	3.4	00:00	00:00	00:03
510	BEDROOM	16.4	10.5	6.8	100	16.4	01:05	01:00	00:53
511	BEDROOM	16.0	9.9	6.5	100	16.0	01:57	02:00	01:48
512	L/K/D	27.5	12.7	6.8	200	6.8	00:28	00:26	00:23
513	BEDROOM	13.0	6.1	3.0	100	13.0	00:00	00:00	00:00

Table 30: Assessment Data

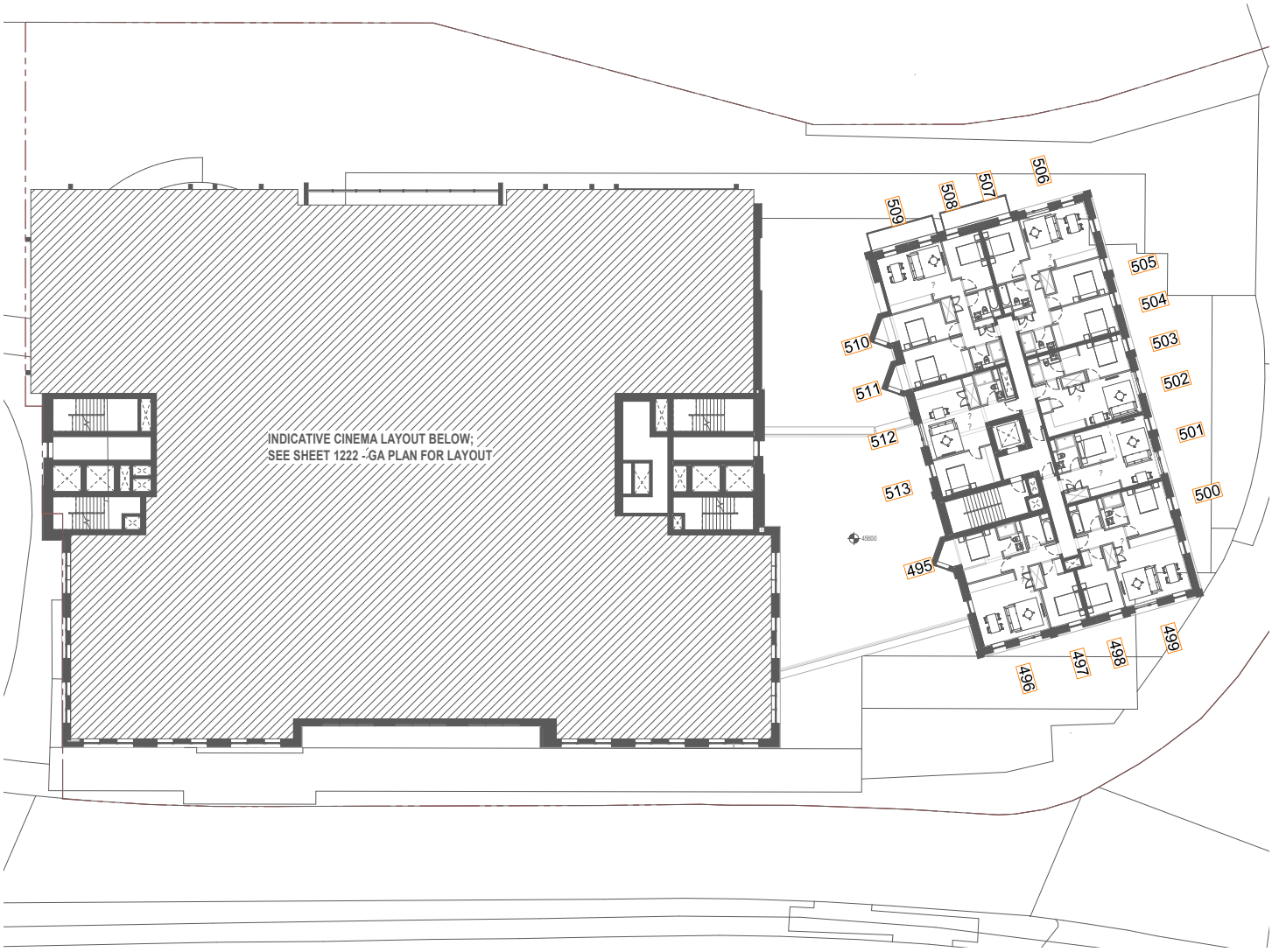

Fig. 39: Floor Plan

Level 02

ROOM REF.	ROOM USE	DAYLIGHT: EN SPATIAL DAYLIGHT AUTONOMY percentage of room achieving target illuminance for 2190 hrs (50% of daylit hours) Weather File: GBR_Gatwick					SUNLIGHT: HOURS:MIN		
		100	150	200	TARGET	RELEVANT ENSDA	1 FEB	25 FEB	21 MAR
BLOCK_YHP2 - LEVEL 02									
514	BEDROOM	37.0	23.8	17.4	100	37.0	03:37	04:04	03:39
515	L/K/D	100.0	100.0	100.0	200	100.0	04:19	05:15	06:15
516	BEDROOM	100.0	72.3	44.7	100	100.0	01:56	03:10	04:25
517	BEDROOM	100.0	100.0	100.0	100	100.0	03:41	04:42	06:06
518	L/K/D	100.0	100.0	100.0	200	100.0	02:21	03:41	05:06
519	BEDROOM	99.5	78.9	38.9	100	99.5	00:00	00:00	00:00
520	STUDIO	100.0	84.6	72.8	200	72.8	00:00	00:00	00:02
521	L/K/D	67.8	56.7	42.3	200	42.3	00:00	00:00	00:00
522	BEDROOM	98.7	63.2	37.5	100	98.7	00:00	00:00	00:00
523	BEDROOM	74.2	32.4	20.2	100	74.2	00:00	00:00	00:00
524	BEDROOM	96.0	44.8	28.2	100	96.0	00:00	00:00	00:00
525	L/K/D	100.0	100.0	99.2	200	99.2	00:00	00:00	00:00
526	BEDROOM	32.5	15.2	7.3	100	32.5	00:00	00:00	00:00
527	BEDROOM	29.9	13.4	7.5	100	29.9	00:00	00:00	00:00
528	L/K/D	100.0	100.0	91.0	200	91.0	00:00	00:25	01:18
529	BEDROOM	20.0	12.3	8.6	100	20.0	01:05	01:00	00:55
530	BEDROOM	19.8	12.2	8.4	100	19.8	02:11	02:00	01:48
531	L/K/D	37.3	16.2	9.6	200	9.6	00:28	00:26	00:23
532	BEDROOM	17.4	8.3	4.3	100	17.4	00:00	00:00	00:00

Table 31: Assessment Data

Fig. 40: Floor Plan

Level 03

ROOM REF.	ROOM USE	DAYLIGHT: EN SPATIAL DAYLIGHT AUTONOMY percentage of room achieving target illuminance for 2190 hrs (50% of daylit hours) Weather File: GBR_Gatwick					SUNLIGHT: HOURS:MIN		
		100	150	200	TARGET	RELEVANT ENSDA	1 FEB	25 FEB	21 MAR
BLOCK_YHP2 - LEVEL 03									
533	BEDROOM	41.3	26.8	20.4	100	41.3	03:58	04:04	03:39
534	L/K/D	100.0	100.0	100.0	200	100.0	04:45	05:35	06:39
535	BEDROOM	100.0	93.7	58.5	100	100.0	02:43	03:54	05:11
536	BEDROOM	100.0	80.0	49.4	100	100.0	02:37	03:54	05:11
537	L/K/D	100.0	100.0	100.0	200	100.0	03:55	04:50	06:01
538	BEDROOM	99.5	82.6	40.0	100	99.5	00:00	00:00	00:00
539	STUDIO	100.0	89.7	75.6	200	75.6	00:00	00:00	00:04
540	L/K/D	69.6	57.9	45.3	200	45.3	00:00	00:00	00:04
541	BEDROOM	100.0	71.7	41.4	100	100.0	00:00	00:00	00:00
542	BEDROOM	81.0	34.1	20.4	100	81.0	00:00	00:00	00:00
543	BEDROOM	97.7	48.3	29.9	100	97.7	00:00	00:00	00:00
544	L/K/D	100.0	100.0	100.0	200	100.0	00:00	00:30	00:45
545	BEDROOM	70.2	39.3	24.6	100	70.2	00:00	00:00	00:00
546	BEDROOM	62.0	33.7	21.4	100	62.0	00:00	00:00	00:00
547	L/K/D	54.1	17.0	6.5	200	6.5	00:00	00:00	00:05
548	BEDROOM	25.5	15.9	11.4	100	25.5	01:04	00:58	01:04
549	BEDROOM	24.4	16.4	11.1	100	24.4	02:10	02:00	02:23
550	L/K/D	49.3	22.5	12.9	200	12.9	00:28	00:26	00:30
551	BEDROOM	21.7	10.9	6.1	100	21.7	00:00	00:00	00:00

Table 32: Assessment Data

Fig. 41: Floor Plan

Level 04

ROOM REF.	ROOM USE	DAYLIGHT: EN SPATIAL DAYLIGHT AUTONOMY percentage of room achieving target illuminance for 2190 hrs (50% of daylit hours) Weather File: GBR_Gatwick					SUNLIGHT: HOURS:MIN		
		100	150	200	TARGET	RELEVANT ENSDA	1 FEB	25 FEB	21 MAR
BLOCK_YHP2 - LEVEL 04									
552	BEDROOM	43.4	27.7	21.3	100	43.4	04:20	04:04	03:40
553	L/K/D	100.0	100.0	100.0	200	100.0	05:09	05:56	06:46
554	BEDROOM	100.0	87.4	50.3	100	100.0	02:34	03:45	04:51
555	L/K/D	100.0	98.6	66.7	200	66.7	00:00	00:00	00:04
556	BEDROOM	95.9	46.7	28.9	100	95.9	00:00	00:00	00:00
557	L/K/D	70.3	58.4	45.3	200	45.3	00:00	00:00	00:04
558	BEDROOM	100.0	77.6	42.1	100	100.0	00:00	00:00	00:00
559	BEDROOM	85.8	35.1	22.3	100	85.8	00:00	00:00	00:00
560	BEDROOM	97.7	52.3	29.9	100	97.7	00:00	00:00	00:00
561	L/K/D	100.0	100.0	100.0	200	100.0	00:00	00:00	00:02
562	BEDROOM	75.9	47.1	28.3	100	75.9	00:00	00:00	00:00
563	BEDROOM	71.1	40.1	25.1	100	71.1	00:00	00:00	00:00
564	L/K/D	100.0	99.7	79.7	200	79.7	00:00	00:37	01:18
565	BEDROOM	28.6	19.1	13.6	100	28.6	01:04	00:58	01:32
566	BEDROOM	28.2	17.6	13.0	100	28.2	02:10	02:26	02:46
567	L/K/D	67.6	28.9	16.4	200	16.4	00:28	00:26	00:50
568	BEDROOM	27.8	12.6	7.0	100	27.8	00:00	00:00	00:08

Table 33: Assessment Data

Fig. 42: Floor Plan

Level 02

ROOM REF.	ROOM USE	DAYLIGHT: EN SPATIAL DAYLIGHT AUTONOMY percentage of room achieving target illuminance for 2190 hrs (50% of daylit hours) Weather File: GBR_Gatwick					SUNLIGHT: HOURS:MIN		
		100	150	200	TARGET	RELEVANT ENSDA	1 FEB	25 FEB	21 MAR
BLOCK_YHP2 - LEVEL 02									
569	STUDIO	97.8	73.5	49.6	200	49.6	00:00	00:24	01:54
570	BEDROOM	96.3	61.6	37.8	100	96.3	00:00	00:00	00:45
571	BEDROOM	88.6	44.0	29.5	100	88.6	00:00	00:00	00:00
572	L/K/D	100.0	100.0	100.0	200	100.0	05:08	05:31	06:17
573	BEDROOM	100.0	100.0	100.0	100	100.0	05:14	05:45	06:14
574	BEDROOM	100.0	100.0	97.5	100	100.0	04:21	05:01	05:33
575	L/K/D	100.0	93.9	76.6	200	76.6	05:22	05:59	06:15
576	BEDROOM	9.5	3.4	1.7	100	9.5	00:00	00:00	00:00
577	L/K/D	12.8	6.7	3.2	200	3.2	01:19	01:11	01:03
578	BEDROOM	1.6	0.0	0.0	100	1.6	00:00	00:00	00:00
579	L/K/D	7.0	3.1	1.2	200	1.2	00:00	00:00	00:00
580	BEDROOM	25.9	11.1	5.8	100	25.9	00:00	00:00	00:23
581	BEDROOM	100.0	70.6	49.0	100	100.0	00:19	00:20	01:15
582	L/K/D	100.0	92.5	77.9	200	77.9	00:28	01:05	02:13
583	BEDROOM	91.8	49.7	30.3	100	91.8	00:00	00:00	00:00
584	BEDROOM	100.0	81.5	45.8	100	100.0	00:00	00:00	00:25
585	L/K/D	100.0	100.0	96.0	200	96.0	00:00	00:29	01:34
586	BEDROOM	97.4	61.9	31.6	100	97.4	00:00	00:00	00:00
587	L/K/D	22.9	14.4	9.0	200	9.0	00:00	00:00	00:24
588	BEDROOM	47.0	25.1	15.8	100	47.0	00:00	00:00	00:00

Table 34: Assessment Data

Fig. 43: Floor Plan

Level 03

ROOM REF.	ROOM USE	DAYLIGHT					SUNLIGHT		
		EN SPATIAL DAYLIGHT AUTONOMY percentage of room achieving target illuminance for 2190 hrs (50% of daylit hours) Weather File: GBR_Gatwick					HOURS:MIN		
		100	150	200	TARGET	RELEVANT ENSDA	1 FEB	25 FEB	21 MAR
BLOCK_YHP2 - LEVEL 03									
589	STUDIO	99.8	80.5	63.5	200	63.5	00:00	00:42	01:58
590	BEDROOM	100.0	78.5	47.9	100	100.0	00:00	00:00	00:53
591	BEDROOM	100.0	60.8	37.3	100	100.0	00:00	00:00	00:00
592	L/K/D	100.0	100.0	100.0	200	100.0	05:35	05:51	06:40
593	BEDROOM	100.0	100.0	100.0	100	100.0	05:25	05:53	06:24
594	BEDROOM	100.0	100.0	97.5	100	100.0	04:36	05:08	05:45
595	L/K/D	100.0	100.0	91.0	200	91.0	07:12	07:41	07:55
596	BEDROOM	91.9	52.7	34.9	100	91.9	01:38	01:29	01:18
597	L/K/D	36.2	23.8	15.8	200	15.8	02:01	01:48	01:37
598	L/K/D	29.1	17.9	10.1	200	10.1	00:44	00:39	00:34
599	BEDROOM	61.3	35.5	18.3	100	61.3	01:14	01:06	00:59
600	L/K/D	16.3	7.8	3.6	200	3.6	00:00	00:00	00:00
601	BEDROOM	39.9	16.9	7.7	100	39.9	00:05	00:05	00:04
602	L/K/D	5.7	0.8	0.0	200	0.0	00:00	00:00	00:04
603	BEDROOM	10.9	3.8	1.1	100	10.9	00:00	00:00	00:26
604	BEDROOM	26.0	13.2	6.4	100	26.0	00:00	00:07	01:16
605	L/K/D	100.0	100.0	96.6	200	96.6	00:27	01:24	02:32
606	BEDROOM	95.4	52.3	30.8	100	95.4	00:00	00:00	00:00
607	BEDROOM	100.0	85.1	48.2	100	100.0	00:00	00:00	00:14
608	L/K/D	100.0	100.0	100.0	200	100.0	00:00	00:37	01:41
609	BEDROOM	69.7	21.9	9.0	100	69.7	00:00	00:00	00:00
610	L/K/D	30.9	20.9	13.9	200	13.9	00:00	00:00	00:11
611	BEDROOM	65.6	38.8	24.0	100	65.6	00:00	00:00	00:00

Table 35: Assessment Data

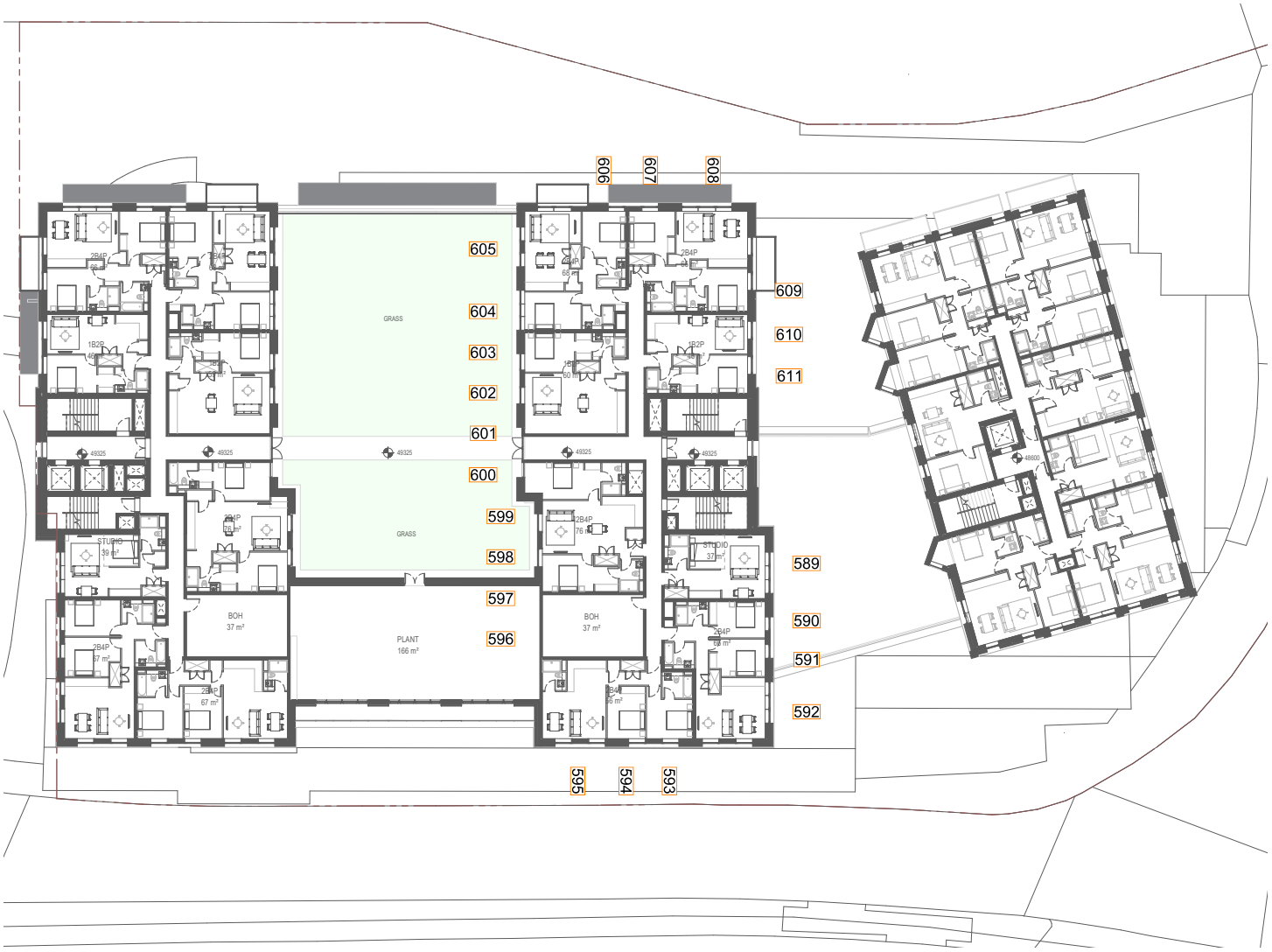

Fig. 44: Floor Plan

Level 04

ROOM REF.	ROOM USE	DAYLIGHT: EN SPATIAL DAYLIGHT AUTONOMY percentage of room achieving target illuminance for 2190 hrs (50% of daylit hours) Weather File: GBR_Gatwick					SUNLIGHT: HOURS:MIN		
		100	150	200	TARGET	RELEVANT ENSDA	1 FEB	25 FEB	21 MAR
BLOCK_YHP2 - LEVEL 04									
612	STUDIO	100.0	92.5	76.4	200	76.4	00:00	00:52	02:03
613	BEDROOM	100.0	95.7	61.3	100	100.0	00:00	00:00	00:58
614	BEDROOM	100.0	83.7	47.0	100	100.0	00:00	00:00	00:00
615	L/K/D	100.0	100.0	100.0	200	100.0	05:42	06:13	06:52
616	BEDROOM	100.0	100.0	100.0	100	100.0	05:40	06:13	06:40
617	BEDROOM	100.0	100.0	98.8	100	100.0	04:49	05:27	06:05
618	L/K/D	100.0	100.0	95.2	200	95.2	07:23	07:49	08:03
619	BEDROOM	96.8	62.4	39.2	100	96.8	01:38	01:29	01:18
620	L/K/D	38.8	26.4	17.3	200	17.3	02:01	01:48	01:37
621	L/K/D	31.9	18.7	11.4	200	11.4	00:44	00:39	00:34
622	BEDROOM	68.8	40.9	23.1	100	68.8	01:14	01:06	00:59
623	L/K/D	6.5	1.6	0.0	200	0.0	00:00	00:00	00:00
624	BEDROOM	15.3	3.8	0.0	100	15.3	00:05	00:00	00:00
625	L/K/D	17.1	7.8	4.4	200	4.4	00:00	00:00	00:11
626	BEDROOM	35.0	14.8	8.7	100	35.0	00:00	00:00	00:37
627	BEDROOM	36.8	18.1	8.3	100	36.8	00:00	00:14	01:14
628	L/K/D	100.0	99.5	95.4	200	95.4	00:27	01:23	03:03
629	BEDROOM	97.9	64.1	34.9	100	97.9	00:00	00:00	00:00
630	BEDROOM	100.0	93.5	56.0	100	100.0	00:00	00:00	00:23
631	L/K/D	100.0	100.0	100.0	200	100.0	00:00	00:41	02:12
632	BEDROOM	100.0	97.4	63.9	100	100.0	00:00	00:00	00:00
633	L/K/D	44.3	31.7	22.7	200	22.7	00:00	00:04	00:33
634	BEDROOM	99.5	67.2	43.7	100	99.5	00:00	00:00	00:00

Table 36: Assessment Data

Fig. 45: Floor Plan

Level 05

ROOM REF.	ROOM USE	DAYLIGHT: EN SPATIAL DAYLIGHT AUTONOMY percentage of room achieving target illuminance for 2190 hrs (50% of daylit hours) Weather File: GBR_Gatwick					SUNLIGHT: HOURS:MIN		
		100	150	200	TARGET	RELEVANT ENSDA	1 FEB	25 FEB	21 MAR
BLOCK_YHP2 - LEVEL 05									
635	STUDIO	100.0	100.0	83.9	200	83.9	00:03	01:09	02:19
636	BEDROOM	100.0	100.0	72.4	100	100.0	00:00	00:00	01:02
637	BEDROOM	100.0	98.2	60.2	100	100.0	00:00	00:00	00:00
638	L/K/D	100.0	100.0	100.0	200	100.0	05:42	06:19	06:58
639	BEDROOM	100.0	100.0	100.0	100	100.0	05:42	06:19	06:40
640	BEDROOM	100.0	100.0	99.4	100	100.0	04:51	05:33	06:18
641	L/K/D	100.0	100.0	99.1	200	99.1	07:23	07:51	08:20
642	BEDROOM	100.0	68.3	44.6	100	100.0	01:38	01:29	01:18
643	L/K/D	41.9	28.4	19.4	200	19.4	02:01	01:48	01:37
644	L/K/D	34.3	21.6	13.2	200	13.2	00:44	00:39	00:34
645	BEDROOM	79.0	43.5	26.9	100	79.0	01:14	01:06	00:58
646	L/K/D	20.4	10.1	5.2	200	5.2	00:00	00:00	00:00
647	BEDROOM	49.7	25.1	13.1	100	49.7	00:05	00:05	00:20
648	L/K/D	8.3	2.6	0.0	200	0.0	00:00	00:00	00:15
649	BEDROOM	15.3	5.5	1.6	100	15.3	00:00	00:00	00:38
650	BEDROOM	40.7	19.6	10.3	100	40.7	00:00	00:15	01:30
651	L/K/D	100.0	100.0	98.3	200	98.3	00:27	01:39	03:20
652	BEDROOM	99.0	70.3	39.0	100	99.0	00:00	00:00	00:00
653	BEDROOM	100.0	97.6	61.3	100	100.0	00:00	00:00	00:29
654	L/K/D	100.0	100.0	100.0	200	100.0	00:00	00:45	02:59
655	BEDROOM	100.0	74.2	37.4	100	100.0	00:00	00:00	00:23
656	L/K/D	59.5	42.0	30.9	200	30.9	00:00	00:08	01:09
657	BEDROOM	100.0	98.4	69.9	100	100.0	00:00	00:00	00:29

Table 37: Assessment Data

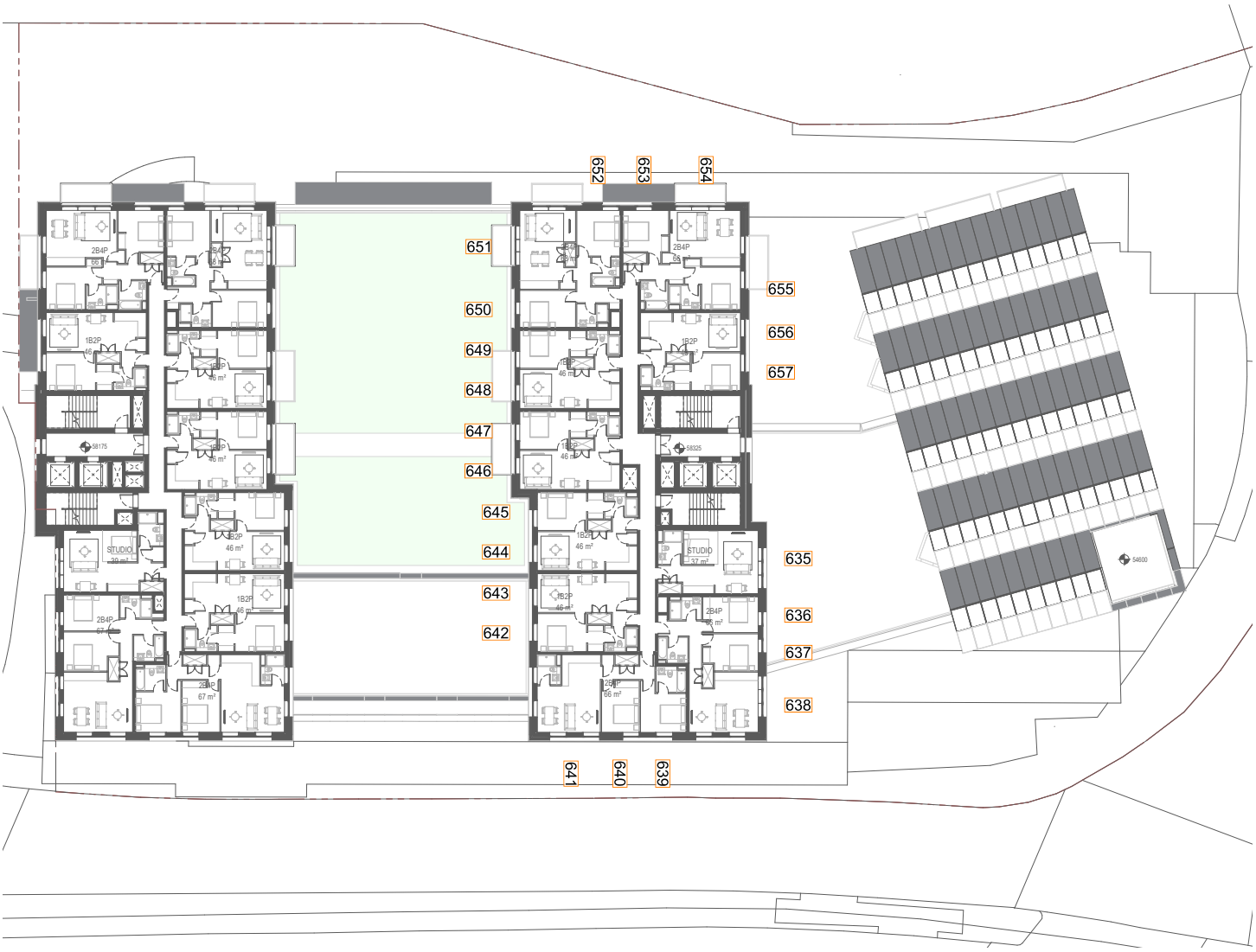

Fig. 46: Floor Plan

Level 06

ROOM REF.	ROOM USE	DAYLIGHT: EN SPATIAL DAYLIGHT AUTONOMY percentage of room achieving target illuminance for 2190 hrs (50% of daylit hours) Weather File: GBR_Gatwick					SUNLIGHT: HOURS:MIN		
		100	150	200	TARGET	RELEVANT ENSDA	1 FEB	25 FEB	21 MAR
BLOCK_YHP2 - LEVEL 06									
658	STUDIO	100.0	100.0	86.9	200	86.9	00:03	01:09	02:21
659	BEDROOM	100.0	100.0	73.0	100	100.0	00:00	00:00	01:12
660	BEDROOM	100.0	98.8	60.2	100	100.0	00:00	00:00	00:01
661	L/K/D	100.0	100.0	100.0	200	100.0	05:42	06:19	06:58
662	BEDROOM	100.0	100.0	100.0	100	100.0	05:42	06:19	06:40
663	BEDROOM	100.0	100.0	99.4	100	100.0	04:51	05:33	06:18
664	L/K/D	100.0	100.0	100.0	200	100.0	07:23	07:51	08:20
665	BEDROOM	100.0	74.7	47.8	100	100.0	01:38	01:29	01:18
666	L/K/D	43.7	30.2	21.2	200	21.2	02:01	01:48	01:36
667	L/K/D	37.1	24.4	15.1	200	15.1	00:44	00:39	00:37
668	BEDROOM	91.4	49.5	30.6	100	91.4	01:14	01:06	01:17
669	L/K/D	9.6	3.1	0.8	200	0.8	00:00	00:00	00:18
670	BEDROOM	24.6	6.6	1.1	100	24.6	00:05	00:00	00:00
671	L/K/D	22.5	11.9	6.7	200	6.7	00:00	00:00	00:35
672	BEDROOM	47.5	20.8	13.1	100	47.5	00:00	00:00	01:28
673	BEDROOM	44.6	23.0	11.8	100	44.6	00:00	00:15	01:49
674	L/K/D	100.0	100.0	98.3	200	98.3	00:27	01:52	03:13
675	BEDROOM	99.5	76.9	42.6	100	99.5	00:00	00:00	00:00
676	BEDROOM	100.0	98.8	73.8	100	100.0	00:00	00:00	00:31
677	L/K/D	100.0	100.0	100.0	200	100.0	00:00	00:53	03:14
678	BEDROOM	100.0	100.0	96.1	100	100.0	00:00	00:00	00:41
679	L/K/D	63.1	44.8	34.3	200	34.3	00:00	00:08	01:24
680	BEDROOM	100.0	100.0	80.9	100	100.0	00:00	00:00	00:41

Table 38: Assessment Data

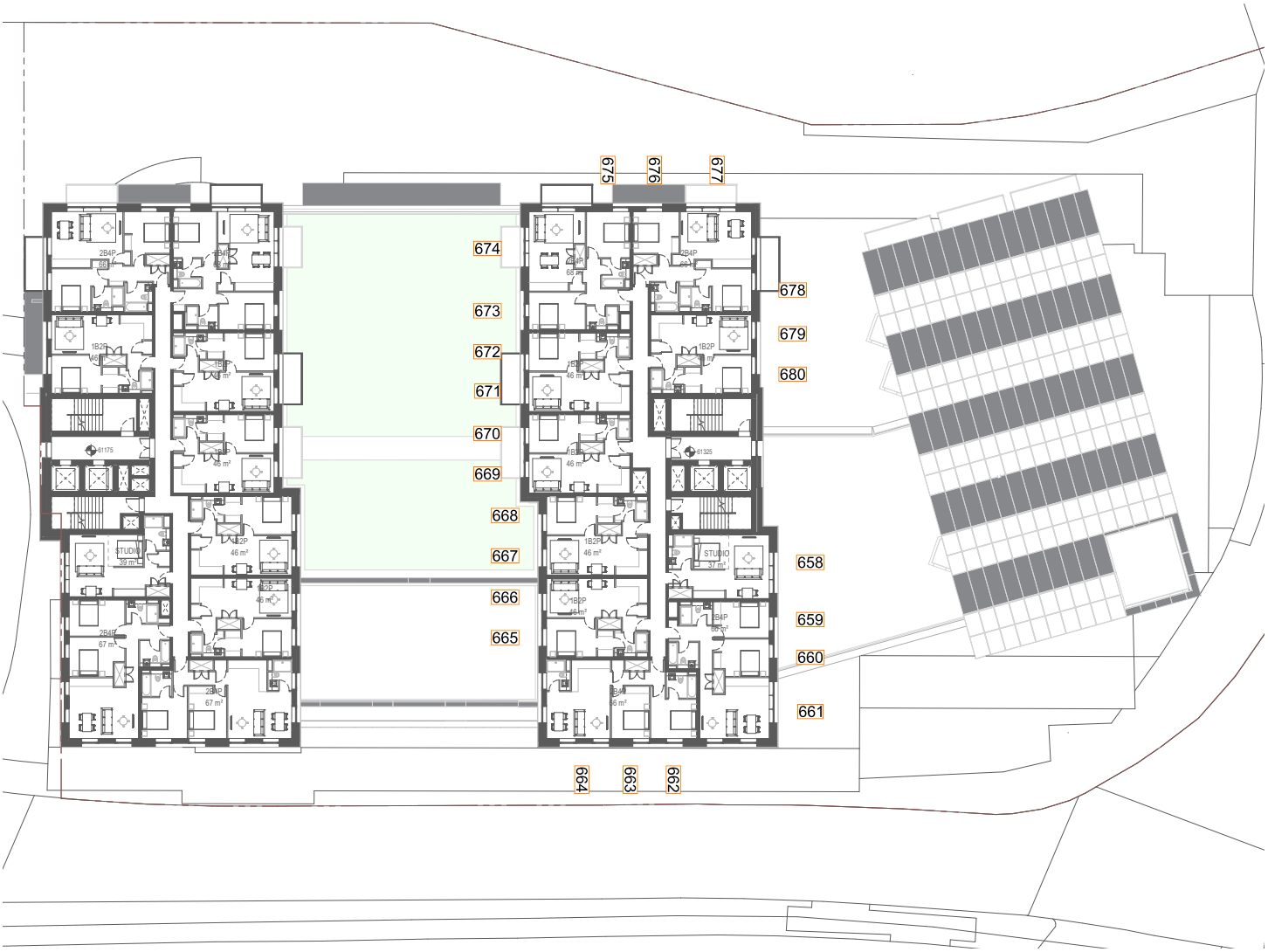

Fig. 47: Floor Plan

Level 07

ROOM REF.	ROOM USE	DAYLIGHT: EN SPATIAL DAYLIGHT AUTONOMY percentage of room achieving target illuminance for 2190 hrs (50% of daylit hours) Weather File: GBR_Gatwick					SUNLIGHT: HOURS:MIN		
		100	150	200	TARGET	RELEVANT ENSDA	1 FEB	25 FEB	21 MAR
BLOCK_YHP2 - LEVEL 07									
681	STUDIO	100.0	100.0	87.6	200	87.6	00:03	01:09	02:21
682	BEDROOM	100.0	99.4	74.8	100	100.0	00:00	00:00	01:12
683	BEDROOM	100.0	98.8	60.8	100	100.0	00:00	00:00	00:04
684	L/K/D	100.0	100.0	100.0	200	100.0	05:42	06:19	06:58
685	BEDROOM	100.0	100.0	100.0	100	100.0	05:42	06:19	06:40
686	BEDROOM	100.0	100.0	100.0	100	100.0	04:51	05:33	06:18
687	L/K/D	100.0	100.0	100.0	200	100.0	07:23	07:51	08:20
688	BEDROOM	100.0	86.6	52.7	100	100.0	01:38	01:29	01:17
689	L/K/D	47.3	32.0	23.8	200	23.8	02:01	01:48	01:53
690	L/K/D	40.3	27.0	18.4	200	18.4	00:44	00:39	01:13
691	BEDROOM	98.4	55.9	37.6	100	98.4	01:14	01:05	01:53
692	L/K/D	25.8	13.7	8.0	200	8.0	00:00	00:00	00:51
693	BEDROOM	63.9	35.0	20.2	100	63.9	00:05	00:18	01:18
694	L/K/D	12.4	4.7	1.3	200	1.3	00:00	00:00	01:08
695	BEDROOM	21.3	8.2	3.8	100	21.3	00:00	00:00	00:40
696	BEDROOM	48.5	26.0	13.7	100	48.5	00:00	00:15	02:05
697	L/K/D	100.0	100.0	100.0	200	100.0	00:28	02:27	03:30
698	BEDROOM	100.0	82.1	46.2	100	100.0	00:00	00:00	00:00
699	BEDROOM	100.0	100.0	81.5	100	100.0	00:00	00:00	00:31
700	L/K/D	100.0	100.0	100.0	200	100.0	00:00	00:53	03:14
701	BEDROOM	100.0	87.7	46.5	100	100.0	00:00	00:00	00:41
702	L/K/D	65.5	46.4	34.3	200	34.3	00:00	00:08	01:24
703	BEDROOM	100.0	100.0	85.2	100	100.0	00:00	00:00	00:41

Table 39: Assessment Data

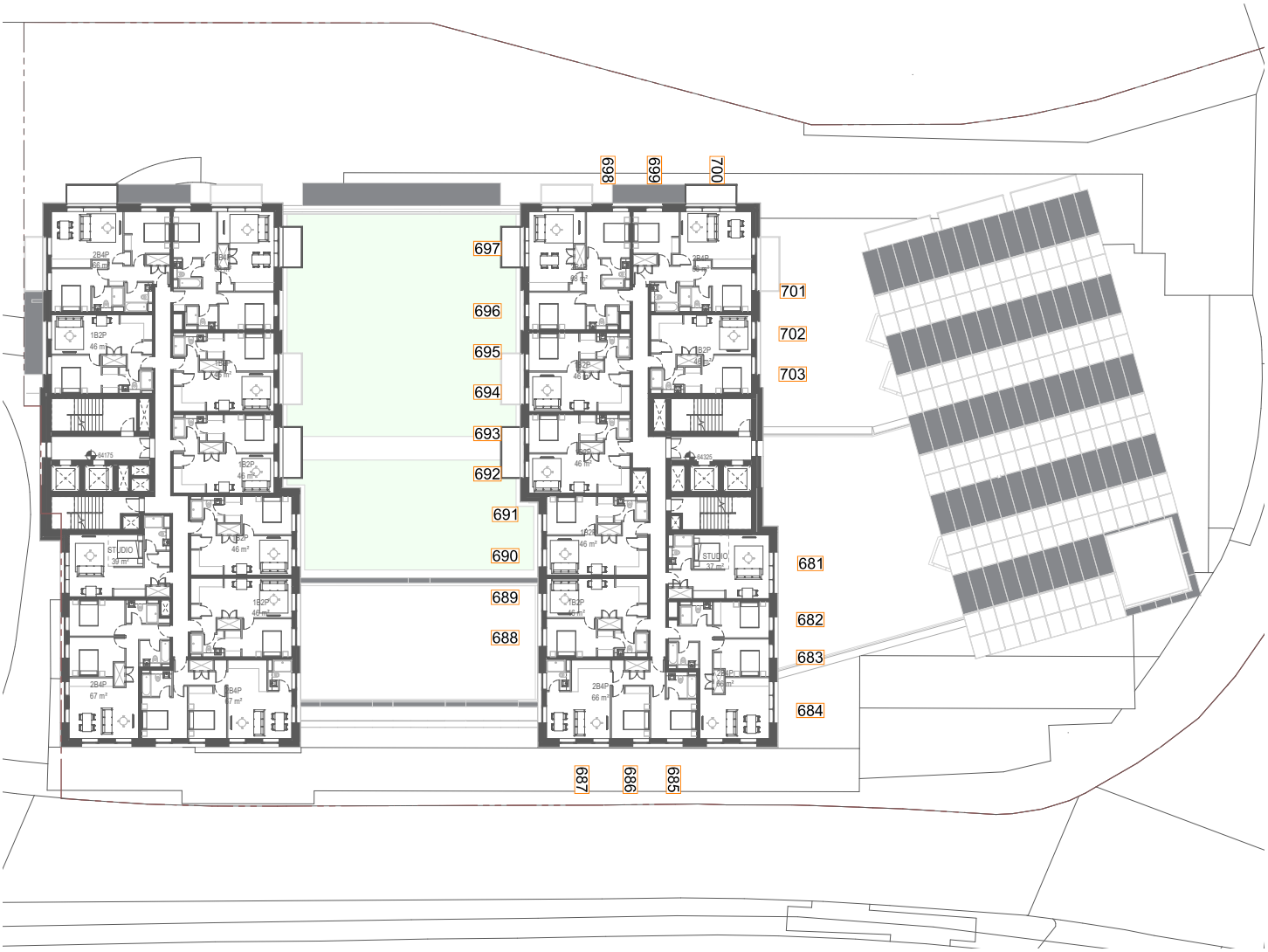

Fig. 48: Floor Plan

Level 08

ROOM REF.	ROOM USE	DAYLIGHT: EN SPATIAL DAYLIGHT AUTONOMY percentage of room achieving target illuminance for 2190 hrs (50% of daylit hours) Weather File: GBR_Gatwick					SUNLIGHT: HOURS:MIN		
		100	150	200	TARGET	RELEVANT ENSDA	1 FEB	25 FEB	21 MAR
BLOCK_YHP2 - LEVEL 08									
704	STUDIO	100.0	100.0	89.8	200	89.8	00:03	01:09	02:21
705	BEDROOM	100.0	100.0	74.2	100	100.0	00:00	00:00	01:12
706	BEDROOM	100.0	98.8	61.4	100	100.0	00:00	00:00	00:04
707	L/K/D	100.0	100.0	100.0	200	100.0	05:42	06:19	06:58
708	BEDROOM	100.0	100.0	100.0	100	100.0	05:42	06:19	06:40
709	BEDROOM	100.0	100.0	100.0	100	100.0	04:51	05:33	06:18
710	L/K/D	100.0	100.0	100.0	200	100.0	07:23	07:51	08:19
711	BEDROOM	100.0	91.4	58.1	100	100.0	01:38	01:29	01:58
712	L/K/D	49.9	35.4	26.6	200	26.6	02:01	01:47	02:38
713	L/K/D	42.9	29.6	22.3	200	22.3	00:44	00:49	01:58
714	BEDROOM	99.5	63.4	47.8	100	99.5	01:14	01:33	02:38
715	L/K/D	15.0	5.7	2.6	200	2.6	00:00	00:27	01:36
716	BEDROOM	36.6	10.9	2.7	100	36.6	00:04	00:05	00:05
717	L/K/D	27.4	16.8	10.1	200	10.1	00:00	00:27	01:31
718	BEDROOM	63.4	31.7	19.1	100	63.4	00:00	00:58	02:03
719	BEDROOM	54.4	29.4	15.7	100	54.4	00:00	00:53	01:56
720	L/K/D	100.0	100.0	100.0	200	100.0	01:01	02:36	03:13
721	BEDROOM	100.0	92.3	53.8	100	100.0	00:00	00:00	00:00
722	BEDROOM	100.0	100.0	86.9	100	100.0	00:00	00:00	00:31
723	L/K/D	100.0	100.0	100.0	200	100.0	00:00	00:53	03:14
724	BEDROOM	100.0	100.0	96.8	100	100.0	00:00	00:00	00:41
725	L/K/D	66.2	47.9	35.6	200	35.6	00:00	00:08	01:24
726	BEDROOM	100.0	100.0	88.5	100	100.0	00:00	00:00	00:41

Table 40: Assessment Data

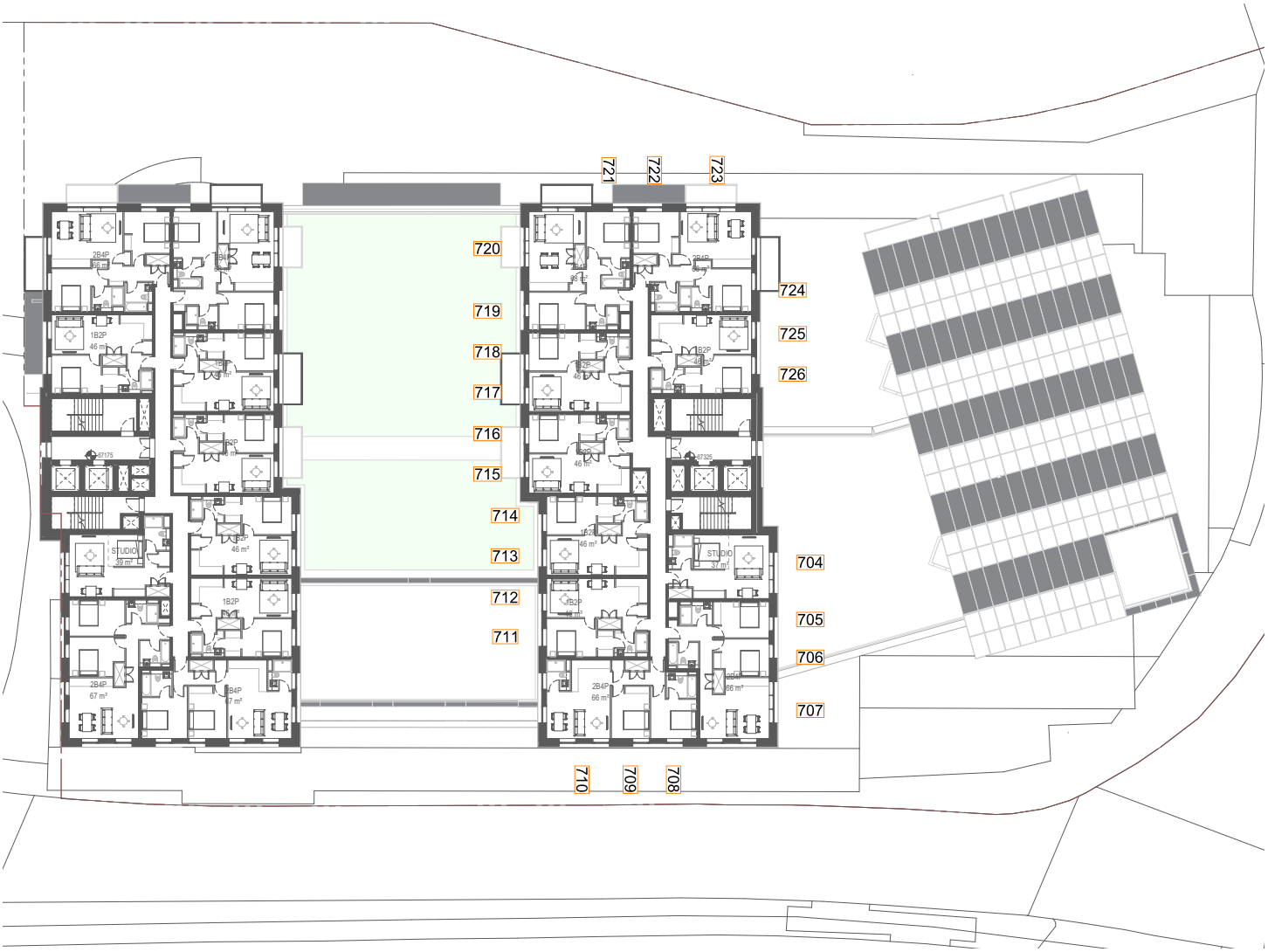

Fig. 49: Floor Plan

Level 09

ROOM REF.	ROOM USE	DAYLIGHT: EN SPATIAL DAYLIGHT AUTONOMY percentage of room achieving target illuminance for 2190 hrs (50% of daylit hours) Weather File: GBR_Gatwick					SUNLIGHT: HOURS:MIN		
		100	150	200	TARGET	RELEVANT ENSDA	1 FEB	25 FEB	21 MAR
BLOCK_YHP2 - LEVEL 09									
727	L/K/D	100.0	100.0	97.5	200	97.5	05:40	07:10	08:05
728	BEDROOM	92.9	56.3	38.3	100	92.9	00:58	02:06	02:04
729	L/K/D	22.0	10.1	4.1	200	4.1	00:24	01:23	01:30
730	BEDROOM	35.0	15.3	7.1	100	35.0	00:58	00:37	00:44
731	BEDROOM	68.6	38.2	23.5	100	68.6	00:44	01:02	02:12
732	L/K/D	100.0	100.0	100.0	200	100.0	01:43	02:41	03:30
733	BEDROOM	100.0	90.8	52.3	100	100.0	00:00	00:00	00:00
734	BEDROOM	100.0	100.0	87.5	100	100.0	00:00	00:00	00:31
735	L/K/D	100.0	100.0	100.0	200	100.0	00:00	00:53	03:14
736	BEDROOM	100.0	91.0	49.7	100	100.0	00:00	00:00	00:41
737	L/K/D	66.2	47.7	34.3	200	34.3	00:00	00:08	01:24
738	BEDROOM	100.0	100.0	86.3	100	100.0	00:00	00:00	00:41

Table 41: Assessment Data

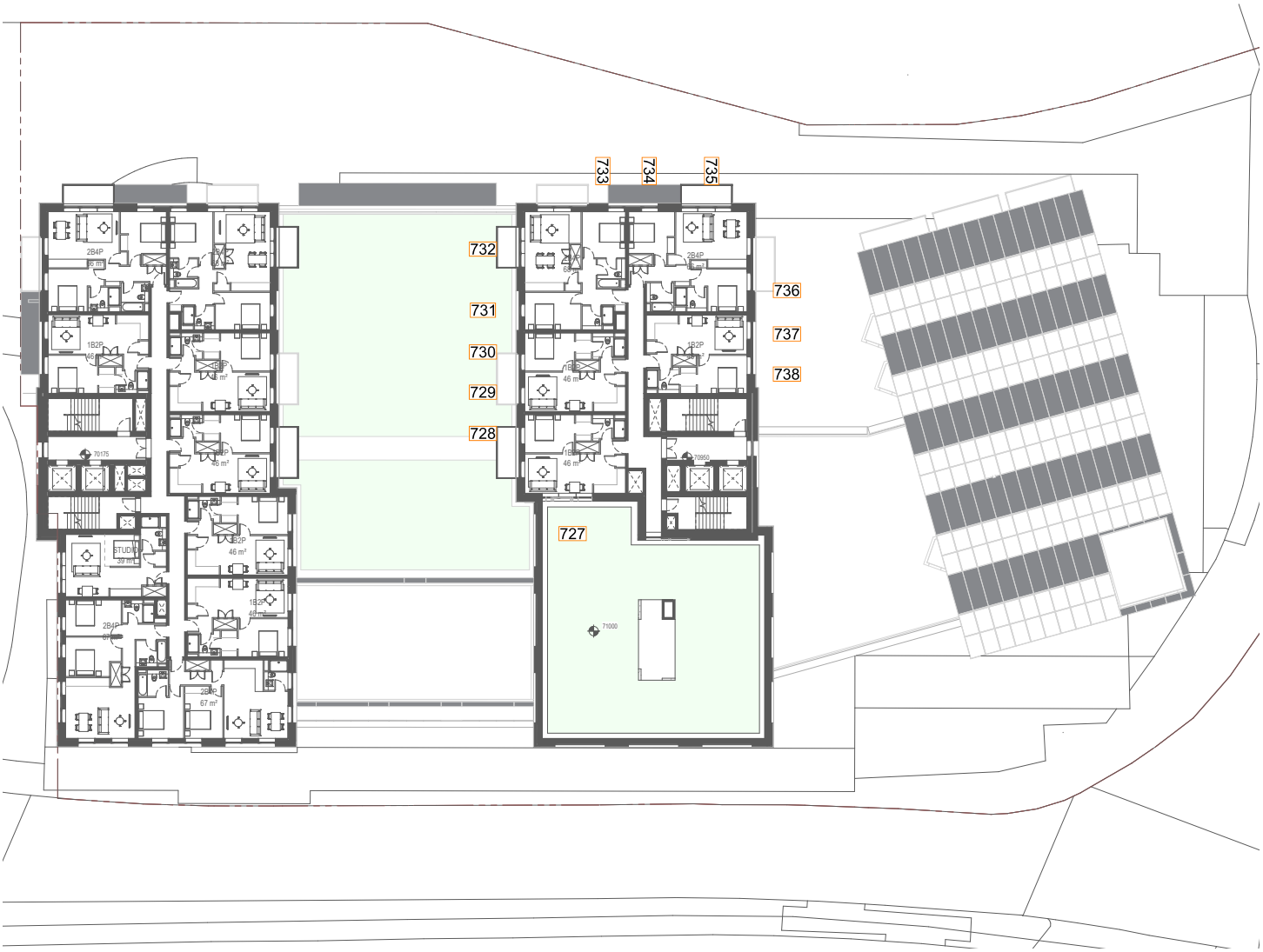

Fig. 50: Floor Plan

Level 10

ROOM REF.	ROOM USE	DAYLIGHT: EN SPATIAL DAYLIGHT AUTONOMY percentage of room achieving target illuminance for 2190 hrs (50% of daylit hours) Weather File: GBR_Gatwick					SUNLIGHT: HOURS:MIN		
		100	150	200	TARGET	RELEVANT ENSDA	1 FEB	25 FEB	21 MAR
BLOCK_YHP2 - LEVEL 10									
739	L/K/D	100.0	100.0	100.0	200	100.0	06:38	07:34	08:05
740	BEDROOM	64.5	31.7	14.8	100	64.5	02:14	01:26	00:06
741	L/K/D	37.0	24.5	15.8	200	15.8	01:31	01:23	01:31
742	BEDROOM	91.8	50.8	28.4	100	91.8	01:40	01:30	02:03
743	BEDROOM	77.5	42.6	27.5	100	77.5	00:53	01:02	02:03
744	L/K/D	100.0	100.0	100.0	200	100.0	01:43	02:34	03:13
745	BEDROOM	100.0	93.8	58.5	100	100.0	00:00	00:00	00:00
746	BEDROOM	100.0	100.0	91.1	100	100.0	00:00	00:00	00:31
747	L/K/D	100.0	100.0	100.0	200	100.0	00:00	00:53	03:14
748	BEDROOM	100.0	100.0	97.4	100	100.0	00:00	00:00	00:41
749	L/K/D	66.2	47.7	35.3	200	35.3	00:00	00:08	01:24
750	BEDROOM	100.0	100.0	88.0	100	100.0	00:00	00:00	00:41

Table 42: Assessment Data

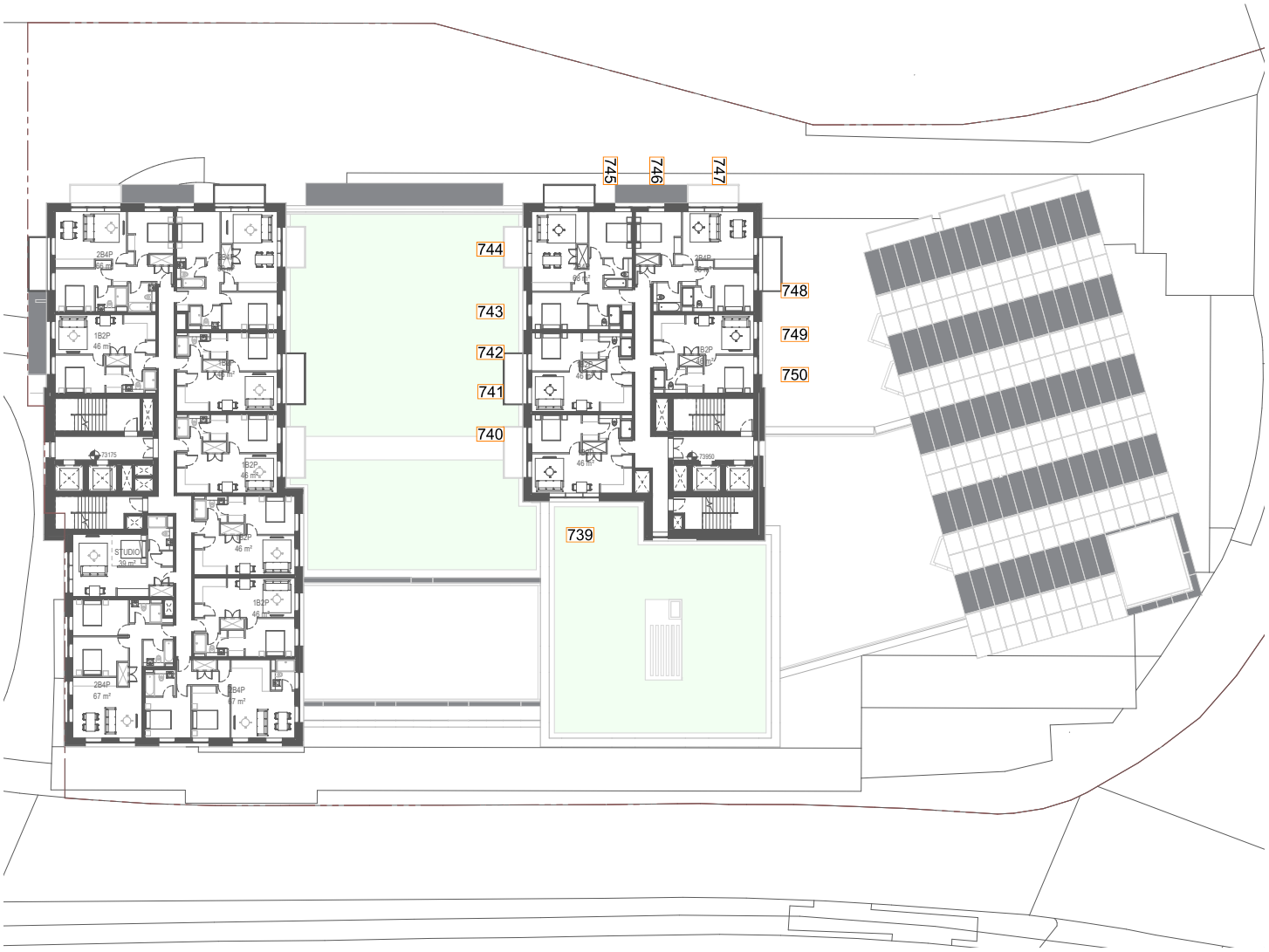

Fig. 51: Floor Plan

Level 11

ROOM REF.	ROOM USE	DAYLIGHT: EN SPATIAL DAYLIGHT AUTONOMY percentage of room achieving target illuminance for 2190 hrs (50% of daylit hours) Weather File: GBR_Gatwick					SUNLIGHT: HOURS:MIN		
		100	150	200	TARGET	RELEVANT ENSDA	1 FEB	25 FEB	21 MAR
BLOCK_YHP2 - LEVEL 11									
751	L/K/D	100.0	100.0	100.0	200	100.0	07:04	07:34	08:05
752	BEDROOM	100.0	74.3	51.9	100	100.0	02:33	02:19	02:04
753	L/K/D	31.3	17.1	8.3	200	8.3	01:31	01:23	01:31
754	BEDROOM	63.9	26.2	13.1	100	63.9	01:40	00:37	00:40
755	BEDROOM	86.8	47.5	31.9	100	86.8	00:53	01:02	02:12
756	L/K/D	100.0	100.0	100.0	200	100.0	01:43	02:41	03:40
757	BEDROOM	100.0	93.8	61.0	100	100.0	00:00	00:00	00:00
758	BEDROOM	100.0	100.0	92.9	100	100.0	00:00	00:00	00:31
759	L/K/D	100.0	100.0	100.0	200	100.0	00:00	00:53	03:14
760	BEDROOM	100.0	94.8	56.1	100	100.0	00:00	00:00	00:41
761	L/K/D	67.3	48.2	36.3	200	36.3	00:00	00:08	01:24
762	BEDROOM	100.0	100.0	89.1	100	100.0	00:00	00:00	00:41

Table 43: Assessment Data

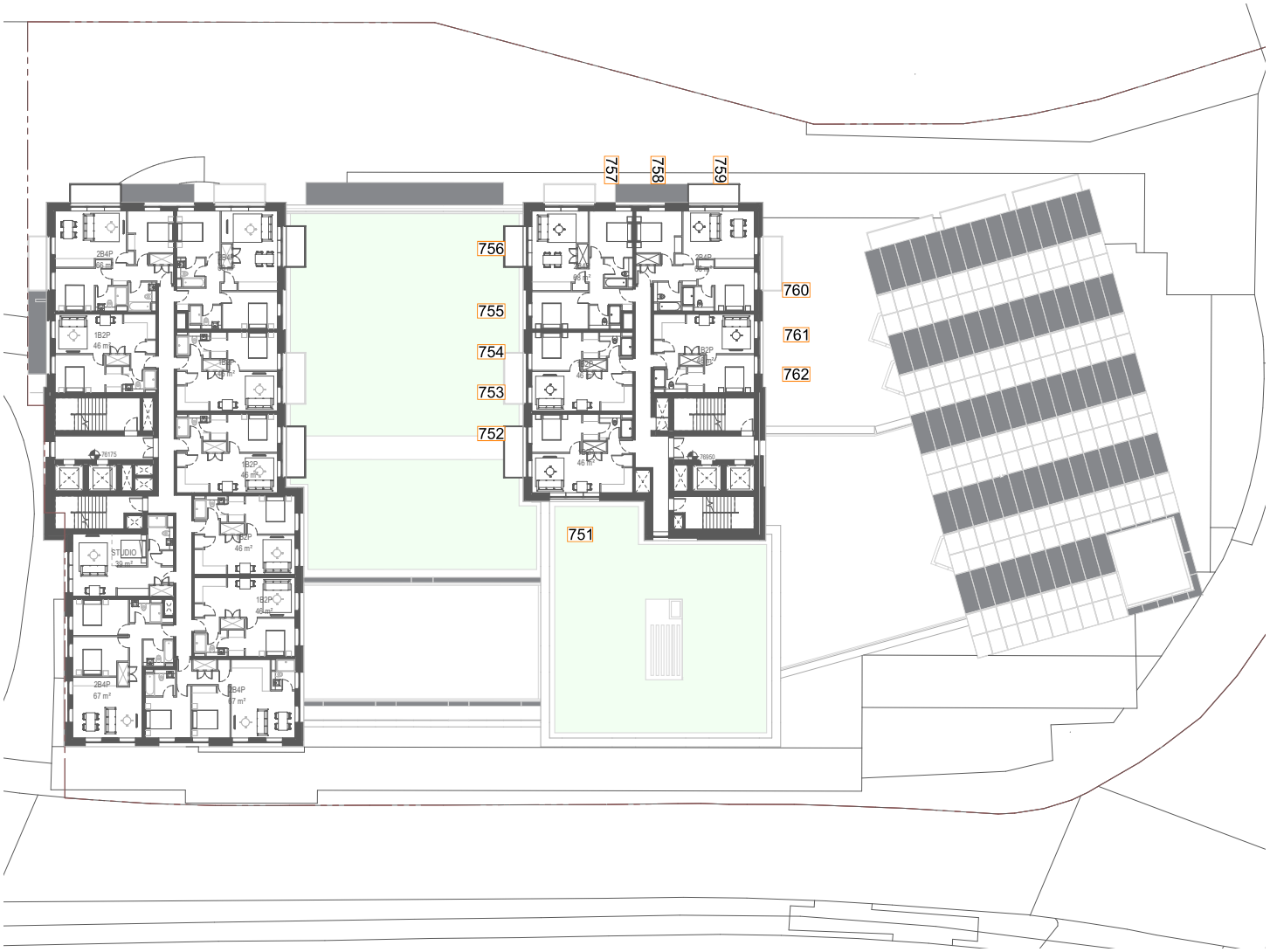

Fig. 52: Floor Plan

Level 12

ROOM REF.	ROOM USE	DAYLIGHT: EN SPATIAL DAYLIGHT AUTONOMY percentage of room achieving target illuminance for 2190 hrs (50% of daylit hours) Weather File: GBR_Gatwick					SUNLIGHT: HOURS:MIN		
		100	150	200	TARGET	RELEVANT ENSDA	1 FEB	25 FEB	21 MAR
BLOCK_YHP2 - LEVEL 12									
763	L/K/D	100.0	100.0	93.8	200	93.8	07:04	07:34	08:05
764	BEDROOM	98.4	56.8	32.2	100	98.4	02:49	01:26	00:11
765	L/K/D	45.5	31.5	23.0	200	23.0	01:31	01:23	01:31
766	BEDROOM	100.0	73.6	46.7	100	100.0	01:56	01:45	02:17
767	BEDROOM	94.1	51.0	33.3	100	94.1	01:03	01:11	02:25
768	L/K/D	100.0	100.0	100.0	200	100.0	01:43	02:34	03:13
769	BEDROOM	100.0	97.4	72.3	100	100.0	00:00	00:00	00:00
770	BEDROOM	100.0	100.0	97.6	100	100.0	00:00	00:00	00:52
771	L/K/D	100.0	100.0	100.0	200	100.0	00:00	01:14	03:33
772	BEDROOM	100.0	100.0	98.1	100	100.0	00:00	00:00	00:41
773	L/K/D	69.6	51.8	39.2	200	39.2	00:00	00:29	01:43
774	BEDROOM	100.0	100.0	94.5	100	100.0	00:00	00:00	00:41

Table 44: Assessment Data

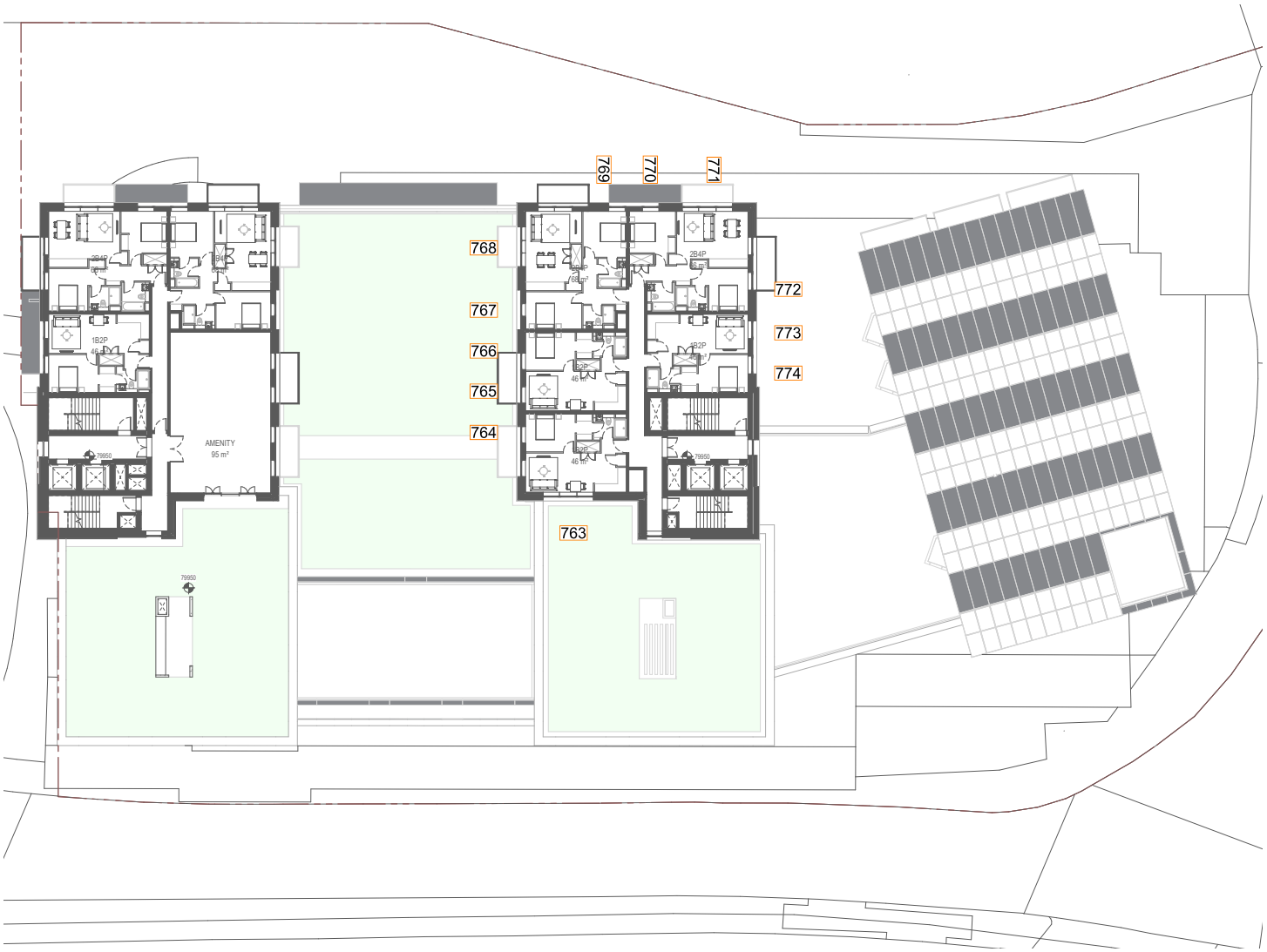

Fig. 53: Floor Plan