Fresh Air Ventilation and Heat Exchange unit SAF-E7

Model No.
SAF150E7
SAF250E7
SAF350E7
SAF500E7
SAF800E7
SAF1000E7

NEW

Energy Performance of Building Directive - EPBD

EPBD limit the amount of electrical/gas power to be used to provide heating or cooling in commercial buildings. Therefore the building designer needs to select energy efficient heating/cooling equipment, and to minimise energy losses through ventilation systems.

The SAF recovers heat energy which would otherwise be exhausted to atmosphere, and uses this energy to warm the air entering the building. The reverse happens in warmer climates, where the exhausted cool air is used to partially cool the incoming air.

Capturing this waste energy, means the heating/ cooling requirements of the building are reduced, so smaller size plant can be selected, savings can be made in long term energy consumption, and carbon emissions are reduced.

Increased external static pressure at UHi air flow

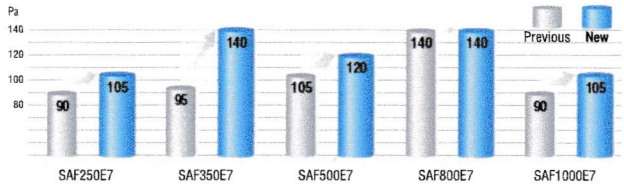

NEW

NEW Switch box (option)



Remote control
The following functions are newly available.
- ON/OFF Timer – The hour and minute of timer on/off can be set.
- Filter Sign – Announces the due time for cleaning the air filter.

Specifications

Item				Model	SAF150E7	SAF250E7	SAF350E7	SAF500E7	SAF800E7	SAF1000E7
Power source					1 Phase 220-240V, 50Hz					
Exterior dimensions Height x Width x Depth				mm	270x970x467	270x882x599	317x1050x804	317x1090x904	388x1322x884	388x1322x1134
Exterior appearance					Galvanized steel sheet					
Power input				W	92-107	108-123	178-185	204-225	360-378	416-432
Running current				A	0.42-0.45	0.49-0.51	0.81-0.77	0.93-0.94	1.64-1.58	1.89-1.80
Capacity	UHi	Enthalpy exchange efficiency	Cooling	%	63	63	66	62	65	65
			Heating		70	70	69	67	71	71
		Temperature exchange efficiency			75					
	Hi	Enthalpy exchange efficiency	Cooling		63	63	66	62	65	65
			Heating		70	70	69	67	71	71
		Temperature exchange efficiency			75					
	Lo	Enthalpy exchange efficiency	Cooling		66	65	71	64	68	70
			Heating		73	72	73	69	74	76
		Temperature exchange efficiency			77	77	78	76	76	79
Motor & Q'ty				W	10 x 2	20 x 2	40 x 2	70 x 2	180 x 2	180 x 2
Air handling equipment Fan type & Q'ty					Sirocco fan x 2					
Air flow	UHi			m³/h	150	250	350	500	800	1000
	Hi				150	250	350	500	800	1000
	Lo				120	190	240	440	630	700
External static pressure	UHi			Pa	80	105	140	120	140	105
	Hi				70	95	60	60	110	80
	Lo				25	45	45	35	55	75
Net weight				kg	25	29	49	57	71	83
Remote control					Included					
Air filter	Supply air				Protection for element (Washable) PS400					
	Exhaust air									

Structure (SAF800E7)

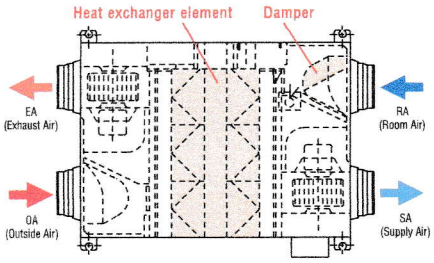

Principle of operation (simple ventilation)

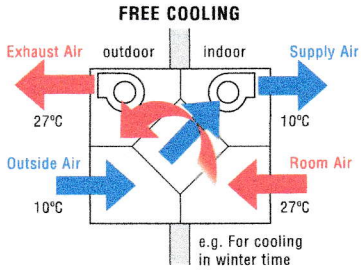

Principle of operation (heat exchanging)

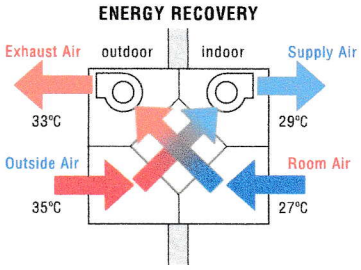

Dimensions

All measurements in mm.

SAF150E7, SAF250E7, SAF350E7, SAF500E7

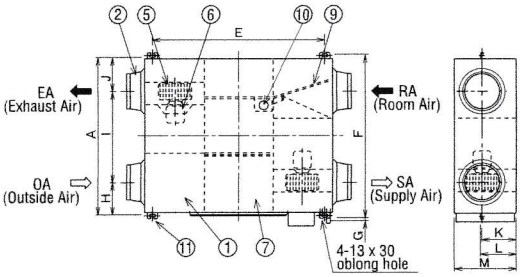

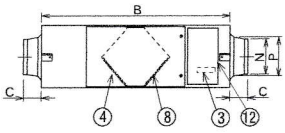

Applied duct

Model No.	Nominal diameter
SAF150E7	ø100
SAF250E7	ø150
SAF350E7	
SAF500E7	ø200

SAF800E7, SAF1000E7

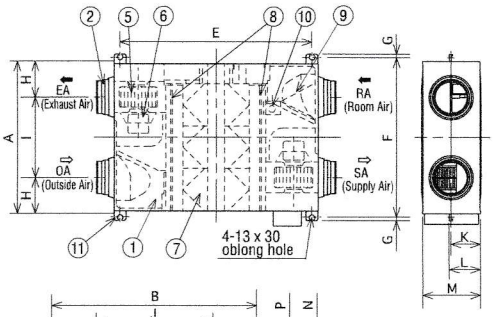

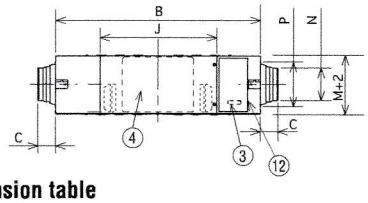

Applied duct

Model No.	Nominal diameter
SAF800E7	ø250
SAF1000E7	

Dimension table

Unit:mm

Model	A	B	C	E	F	G	H	I	J	K	L	M	N	P
SAF150E7	467	970	49	810	525	19	82	303	82	135	159	270	ø98	ø110
SAF250E7	599	882	95		655		142	315	142				ø144	ø164
SAF350E7	804	1050	70	978	860		112	580	112	159	182	317		ø164
SAF500E7	904	1090		1018	960		132	640	132				ø194	ø210

Dimension table

Unit:mm

Model	A	B	C	E	F	G	H	I	J	K	L	M	N	P
SAF800E7	884	1322	85	1250	940	19	228	428	612	194	218	388	ø242	ø258
SAF1000E7	1134				1190			678						

NO.	Name	Qt'y
①	Frame	1
②	Adaptor	4
③	Terminal board	1
④	Inspection Cover	1
⑤	Fan	2 ※
⑥	Motor	2 ※
⑦	Heat Exchange Element SAF150E7 SAF250E7 SAF350E7 SAF500E7 SAF800E7 SAF1000E7	 1 1 2 2 3 4
⑧	Filter	2
⑨	Damper	1
⑩	Damper Motor	1
⑪	Suspension fitting	4
⑫	Electrical components box	1

※Model SAF350E7, SAF500E7 have different fan and motor locations.

Installation reference

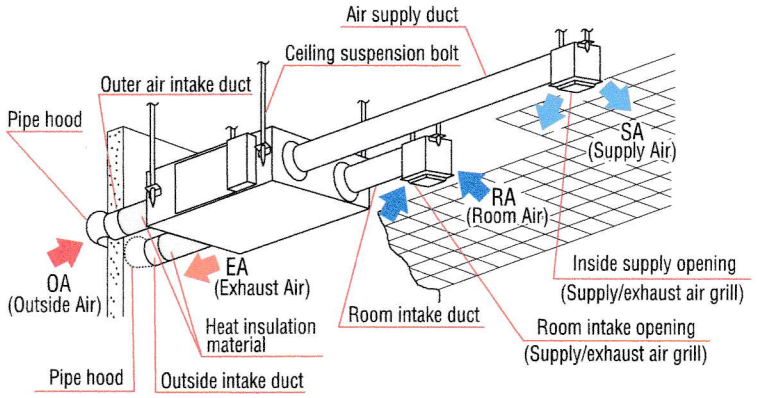

Note:An inspection port is needed for cleaning the heat exchanger and filter 1 or 2 times a year.